



# Saalbach 2021 WPAS World Cup

## Downhill 1 (Men)

### Official ranking



#### COMPETITION JURY

TECHNICAL DELEGATE	Bizjak Peter	(SLO)
WPAS RACE DIR.	Skutelj-Svetic Anja	(IPC)
CHIEF OF RACE	Gensbichler Bartl	(AUT)
REFEREE	Nazarov Alex	(RUS)
ASSISTANT REFEREE	Piccard Jeff	(FRA)

#### WEATHER

CONDITIONS	SUNNY
SNOW	COMPACT
AIR TEMPERATURE	1,0 °C

COURSESETTER	Gutenbrunner Markus	(AUT)
FORERUNNERS	- A - Fleischmann M.	(AUT)
	- B - Aigner E.	(AUT)
	- C - Mikushin A.	(RUS)
	- D - Alyabyev A.	(RUS)

COURSE	Schneekristall / Zwölfer
START	1560 m
FINISH	1060 m
DROP	500 m
LENGTH	2108 m
HOMOLOGATION	12945/11/18
GATES	29
DIRECTIONS	19
STARTING TIME	10:30

APPLIED PENALTY: 20,73      CALCULATED PENALTY: 20,73  
 Number of competitors: 27, Number of NSA: 11

F = 1330

Rnk	Bib	Name	Guide	SpCl	Nat	Time H	Gap H	Points	0 : WC Pts.
-----	-----	------	-------	------	-----	--------	-------	--------	-------------

#### Men / Vision Impaired

1	10	DELEPLACE Hyacinthe	Jourdan Maxime	B2		1:11.72		28,00	100
2	8	KRAKO Jakub	Brozman Branislav	B2		1:12.47	0.75	41,99	80
2	7	BERTAGNOLLI Giacomo	Ravelli Andrea	B3		1:12.47	0.75	41,99	80
4	9	KRIZ Tadeas	Nevrly Radim	B3		1:18.96	7.24	163,00	50

#### Men / Standing

1	17	GMUER Theo		LW9-1		1:11.33		20,73	100
2	11	BAUCHET Arthur		LW3		1:11.91	0.58	31,54	80
3	12	BUGAEV Aleksei		LW6/8-2		1:12.00	0.67	33,22	60
4	14	SALCHER Markus		LW9-1		1:12.13	0.80	35,65	50
5	19	GROCHAR Thomas		LW2		1:13.80	2.47	66,78	45
6	15	CUCHE Robin		LW9-2		1:13.89	2.56	68,46	40
7	18	PAJANTSCHITSCH Nico		LW6/8-2		1:14.58	3.25	81,33	36
8	16	BOURDENX Manoel		LW4		1:14.67	3.34	83,01	32
9	24	LINDSTROEM Aron		LW6/8-2		1:15.26	3.93	94,01	29
10	20	MISAWA Hiraku		LW2		1:16.14	4.81	110,42	26
11	23	KIIVERI Santeri		LW6/8-1		1:16.30	4.97	113,40	24
12	21	SKOGLUND Arvid		LW6/8-2		1:20.01	8.68	182,57	22
13	22	TAKAHASHI Kohei		LW9-2		1:21.44	10.11	209,24	20

Disqualified (1)

13	BROISIN Jordan		LW4		Gate 26
----	----------------	--	-----	--	---------

2.2.2021. / Saalbach

ASGU21 (2131) / 2.2.2021. at 11:22 / Page 1/2

Vola Timing (www.vola.fr) / SkiAlp Pro 9.1.09

timing&data SPEED-timing





## Saalbach 2021 WPAS World Cup

## Downhill 1 (Men)


## Official ranking

Rnk	Bib	Name	Guide	SpCl	Nat	Time H	Gap H	Points 0 : WC Pts.
-----	-----	------	-------	------	-----	--------	-------	--------------------

**Men / Sitting**

1	25	PEDERSEN Jesper		LW11		1:14.28		75,73 100
2	26	CHRISTEN Pascal		LW10-2		1:24.47	10.19	265,73 80

Did Not Finish (1)

	27	KANO Akira		LW11				
--	----	------------	--	------	-----------------------------------------------------------------------------------	--	--	--

**RECAP**

Records:	21
Did Not Start:	0
NOT PERMITTED TO START:	0
Did Not Finish:	1
Disqualified:	1
Did Not Qualify for 2nd RUN:	

Technical Delegate: #829 Peter Bizjak (SLO)



# Saalbach 2021 WPAS World Cup

## Downhill 1 (Men)

### Penalty calculation



Rnk	Bib	Name	Nat	Category	SpCl	Points	Best 5	Race points
Best 10 at finish								
1	17	GMUER Theo		Standing	LW9-1	62,61	62,61	0,00
2	10	DELEPLACE Hyacinthe		Vision Impaired	B2	990,00	-	-
3	11	BAUCHET Arthur		Standing	LW3	0,00	0,00	10,81
4	12	BUGAEV Aleksei		Standing	LW6/8-2	46,76	46,76	12,49
5	14	SALCHER Markus		Standing	LW9-1	18,84	18,84	14,92
6	8	KRAKO Jakub		Vision Impaired	B2	161,70	-	-
6	7	BERTAGNOLLI Giacomo		Vision Impaired	B3	5,18	5,18	21,26
8	19	GROCHAR Thomas		Standing	LW2	129,65	-	-
9	15	CUCHE Robin		Standing	LW9-2	71,25	-	-
10	25	PEDERSEN Jesper		Sitting	LW11	64,11	-	-

#### Best 5 at start

3	11	BAUCHET Arthur		Standing	LW3	0,00		
6	7	BERTAGNOLLI Giacomo		Vision Impaired	B3	5,18		
5	14	SALCHER Markus		Standing	LW9-1	18,84		
4	12	BUGAEV Aleksei		Standing	LW6/8-2	46,76		
1	17	GMUER Theo		Standing	LW9-1	62,61		

(DNF: Did Not Finish, DSQ: Disqualified)

#### TOTAL

(B) List points of best 5 at start	133,39		
(A) List points of the best 5 to finish in top 10		133,39	
(C) Race points of corresponding competitors			59,48
Calculated penalty (A + B - C) = 207,30 / 10	20,73		
Correction value (Z)	0,00		
Category adder	0,00		
Applied penalty	20,73		

Technical Delegate: #829 Peter Bizjak (SLO)





# Saalbach 2021 WPAS World Cup

## Downhill 1

### Run analysis-Hdcp/NetTime



Rnk	Bit	Name	Na	Sec.1 H	Rnk	Sec.2 H	Rnk	Sec.3 H	Time H	Gap H	1	Sec.1	Sec.2	Sec.3	Time	Gap
-----	-----	------	----	---------	-----	---------	-----	---------	--------	-------	---	-------	-------	-------	------	-----

#### Men / Vision Impaired

2	7	BERTAGNOLLI Giacomo	ITA	35.69	(3)	16.84	(1)	19.94	<b>1:12.47</b>	0.75		39.05	18.42	21.81	1:19.28	
2	8	KRAKO Jakub	SVK	33.59	(1)	17.49	(3)	21.39	<b>1:12.47</b>	0.75		38.58	20.08	24.56	1:23.22	3.94
4	9	KRIZ Tadeas	CZE	37.25	(4)	19.18	(4)	22.53	<b>1:18.96</b>	7.24		40.75	20.98	24.65	1:26.38	7.10
1	10	DELEPLACE Hyacinthe	FRA	33.72	(2)	17.05	(2)	20.95	<b>1:11.72</b>			38.73	19.57	24.06	1:22.36	3.08

#### Men / Standing

2	11	BAUCHET Arthur	FRA	34.75	(2)	17.55	(5)	19.61	<b>1:11.91</b>	0.58		36.89	18.63	20.81	1:16.33	4.33
3	12	BUGAEV Aleksei	RUS	35.39	(4)	16.79	(1)	19.82	<b>1:12.00</b>	0.67		35.39	16.79	19.82	1:12.00	
	13	BROISIN Jordan	FRA	36.43		17.55					Disqualified	36.98	17.82			
4	14	SALCHER Markus	AUT	34.58	(1)	17.27	(3)	20.28	<b>1:12.13</b>	0.80		38.89	19.43	22.80	1:21.12	9.12
6	15	CUCHE Robin	SUI	35.85	(5)	17.82	(8)	20.22	<b>1:13.89</b>	2.56		37.81	18.79	21.32	1:17.92	5.92
8	16	BOURDENX Manoel	FRA	36.12	(7)	17.91	(9)	20.64	<b>1:14.67</b>	3.34		36.67	18.18	20.95	1:15.80	3.80
1	17	GMUER Theo	SUI	34.76	(3)	16.89	(2)	19.68	<b>1:11.33</b>			39.10	18.99	22.13	1:20.22	8.22
7	18	PAJANTSCHITSCH Nico	AUT	36.92	(11)	17.34	(4)	20.32	<b>1:14.58</b>	3.25		36.92	17.34	20.32	1:14.58	2.58
5	19	GROCHAR Thomas	AUT	36.07	(6)	17.76	(7)	19.97	<b>1:13.80</b>	2.47		39.14	19.26	21.67	1:20.07	8.07
10	20	MISAWA Hiraku	JPN	36.59	(9)	18.21	(11)	21.34	<b>1:16.14</b>	4.81		39.70	19.75	23.15	1:22.60	10.60
12	21	SKOGLUND Arvid	SWE	38.34	(13)	19.24	(12)	22.43	<b>1:20.01</b>	8.68		38.34	19.24	22.43	1:20.01	8.01
13	22	TAKAHASHI Kohei	JPN	37.97	(12)	19.93	(13)	23.54	<b>1:21.44</b>	10.11		40.05	21.01	24.82	1:25.88	13.88
11	23	KIIVERI Santeri	FIN	36.50	(8)	17.91	(9)	21.89	<b>1:16.30</b>	4.97		37.12	18.21	22.26	1:17.59	5.59
9	24	LINDSTROEM Aron	SWE	36.76	(10)	17.65	(6)	20.85	<b>1:15.26</b>	3.93		36.76	17.65	20.85	1:15.26	3.26

#### Men / Sitting

1	25	PEDERSEN Jesper	NOR	36.35	(1)	17.63	(1)	20.30	<b>1:14.28</b>			41.99	20.36	23.45	1:25.80	
2	26	CHRISTEN Pascal	SUI	39.56	(2)	20.74	(2)	24.17	<b>1:24.47</b>	10.19		46.08	24.16	28.15	1:38.39	12.59
	27	KANO Akira	JPN	35.80							Did Not Finish	41.36				

