

Results Book



Wheelchair Tennis

9 - 16 September



Version History

Version	Date	Created By	Comments
1.0	17/09/2016	Marcos Campos	First Version



Competition Format and Rules

Formato e regras da competição

As of WED 31 AUG 2016

Paralympic competition format

The wheelchair tennis competition at the Rio 2016 Paralympic Games is one tournament, which is contested by eight mixed gender teams.

The teams are split into two pools of four for the preliminary phase. Each team plays every other team in their pool once, with two points awarded for a win and none for a loss. If there is a draw at the end of regulation time, then one or more three-minute overtime periods will be played, until a winner is declared.

After all pool phase games have been played, the two best placed teams in each group qualify for the semifinals. In the semifinals, the team that finished top of Group A plays the team that finished second in Group B, and vice versa. The winners of the semifinals then contest the gold medal match, the losers play for the bronze medal.

The remaining four teams will play classification games to determine the rankings from fifth to eighth. The teams that finished third in the pool will play for fifth and sixth. The teams that finished fourth in the pool will play for seventh and eighth.

Tiebreaking

During the preliminary round the teams will be ranked according to the total number of points gained. If two or more teams are tied on points at the end of the preliminary round, ties will be broken as follows:

Any team to forfeit a match in the preliminary round is deemed to have lost the tie.

Points earned in the matches between the tied teams.

- Goal differences in the matches between the tied teams.
- Number of goals scored in the matches between the tied teams.
- Goal difference in all matches.
- Number of goals scored in all matches.

If another tie situation arises, subsequent to the resolution of an earlier tie, these procedures are to be used again, in order, beginning with the first. Full details can be found in the International Wheelchair Rugby Federation (IWRF) competition regulations, section 2.5.

Sport rules and procedures

The wheelchair tennis competition will be held in accordance with the current editions of the following documents that are in force at the time of the Rio 2016 Paralympic Games.

- IWRF International Rules for the Sport of Wheelchair tennis
- IWRF Competition Regulations
- IWRF Classification Manual

All of the above are available for download at www.iwrf.com.



- The International Paralympic Committee (IPC) handbook (available at www.paralympic.org/the-ipc/handbook)

The IWRF, working with Rio 2016 wheelchair rugby competition management, will be responsible for the technical control and direction of the wheelchair rugby competition at Rio 2016.

Duration and scoring

In accordance with IWRF Rules (article 51 playing time), wheelchair rugby games will consist of four periods of eight minutes. There will be breaks of two minutes after the first and third quarters, and a break of five minutes at half-time.

In case of a draw at the end of the regular playing time, an overtime period of three minutes will be played, and more additional overtime periods will be played until a winner is determined. There shall be a two-minute interval between the end of regulation play and the first overtime period. If additional overtime periods are required, there shall be a two-minute interval following each overtime period.

Changes since the London 2012 Paralympic Games

Crossovers have been removed for those teams finishing third and fourth in the pool stage.

A random draw has been introduced by the IWRF to allocate teams into pools. This was done based on the world rankings as of 1 May 2016. See www.iwrf.com for further information.

The global competition structure has been reviewed because more nations are playing the sport. A divisional structure has been introduced to enable nations to have a clear pathway regards qualification through to Paralympics and world championships.



Medal Standings

Quadro de medalhas

As of FRI 16 SEP 2016 at 17:32

AFTER 6 OF 6 EVENTS

Rank	NPC	Men				Women				Quads				Total				Rank by Total
		G	S	B	Tot	G	S	B	Tot	G	S	B	Tot	G	S	B	Tot	
1	NED - Netherlands					2	2		4					2	2		4	2
2	AUS - Australia									2			2	2			2	=3
3	GBR - Great Britain	1	2		3			1	1		1	1	2	1	3	2	6	1
4	FRA - France	1			1									1			1	=6
5	USA - United States										1	1	2		1	1	2	=3
6	JPN - Japan			1	1			1	1							2	2	=3
7	BEL - Belgium			1	1											1	1	=6
	Total:	2	2	2	6	2	2	2	6	2	2	2	6	6	6	6	18	

Legend:	=	Equal sign indicates that two or more NPCs share rank by total	B	Bronze	G	Gold	S	Silver
Tot	Total							



Medallists by Event

Medalhistas por evento

As of FRI 16 SEP 2016 at 17:31

AFTER 6 OF 6 EVENTS

Event	Date	Medal	Name	NPC Code
Women's Doubles	FRI 16 SEP	GOLD	GRIFFIOEN Jiske van KOOT Aniek	NED
		SILVER	BUIS Marjolein de GROOT Diede	NED
	TUE 13 SEP	BRONZE	SHUKER Lucy WHILEY Jordanne	GBR
Men's Singles	FRI 16 SEP	GOLD	REID Gordon	GBR
		SILVER	HEWETT Alfie	GBR
		BRONZE	GERARD Joachim	BEL
Women's Singles	THU 15 SEP	GOLD	GRIFFIOEN Jiske	NED
		SILVER	van KOOT Aniek	NED
	WED 14 SEP	BRONZE	KAMIJI Yui	JPN
Men's Doubles	THU 15 SEP	GOLD	HOUDET Stephane PEIFER Nicolas	FRA
		SILVER	HEWETT Alfie REID Gordon	GBR
		BRONZE	KUNIEDA Shingo SAIDA Satoshi	JPN
Quad Singles	WED 14 SEP	GOLD	ALCOTT Dylan	AUS
		SILVER	LAPTHORNE Andy	GBR
		BRONZE	WAGNER David	USA
Quad Doubles	TUE 13 SEP	GOLD	ALCOTT Dylan DAVIDSON Heath	AUS
		SILVER	TAYLOR Nick WAGNER David	USA
		BRONZE	BURDEKIN Jamie LAPTHORNE Andy	GBR



Competition Officials

Oficiais de competição

As of TUE 06 SEP 2016

Function	Name	NOC
Technical Delegate	DE LANGE Ellen	NED - Netherlands
Assistant Technical Delegate	HUGHES Alex	GBR - Great Britain
Referee	SMITH Iain	RSA - South Africa
Assistant Referees	WENBERG Anders SCHNEIDER-PEREIRA Rafael	SWE - Sweden BRA - Brazil
Chief Umpire	KANNAMWAR Nitin	IND - India
Assistant Chief Umpire	BURKA Fernanda	ARG - Argentina
Tournament Control	RANIERI Roberto	ITA - Italy
Chair Umpires	BAGDASAROV Alexander BARBOZA Pablo BELARDI Armando CAMPOS Marcus CINKO Adelka CURUTCHET Rodolfo DAMASKE Christoph DIAZ Carlos Arturo SHREERAM Gokhale GREGORY Gigi LAKHDHAR Yassine LEAK Robert MAIA Rafael NICOLELLA Vincenzo SOUZA Fabio VREG Anja WEISS Manuel ZALOGA Gabriela	UZB - Uzbekistan ARG - Argentina VEN - Venezuela BRA - Brazil CRO - Croatia URU - Uruguay GER - Germany COL - Colombia IND - India USA - United States of America TUN - Tunisia AUS - Australia BRA - Brazil ITA - Italy BRA - Brazil SLO - Slovenia AUT - Austria POL - Poland



Daily Match Information - Results Summary

Informações dos jogos do dia - resumo dos resultados

Event	Round	Name	Name	Results
Centre Court				
MS	1	RODRIGUES Daniel (BRA)	d. (BPC) MENDEZ Robinson (CHI)	6-0 6-4
MS	1	FABISIAK Kamil (POL)	d. POMME Mauricio (BRA)	6-1 6-2
MS	1 (BPC)	BALDWIN Steve (USA)	d. MEDEIROS Rafael (BRA)	6-2 4-6 6-3
WD	1	MATHEWSON / VERFUERTH (USA)	d. CANDIDA / MAYARA (BRA)	6-2 6-4
MS	1	de la PUENTE Martin (ESP)	d. SANTOS Carlos (BRA)	6-1 6-4
Court 2				
MS	1	(16) JEREMIASZ Michael (FRA)	d. (BPC) DIAMANTIS Stefanos (GRE)	6-0 6-3
QS	1	(1) ALCOTT Dylan (AUS)	d. WEINBERG Shraga (ISR)	6-0 6-0
MS	1	KRUSZELNICKI Tadeusz (POL)	d. LEDESMA Agustin (ARG)	6-2 6-2
QS	1	(2) WAGNER David (USA)	d. ERENLIB Itai (ISR)	6-4 6-4
Court 3				
MS	1 (BPC)	NEMETH Roland (HUN)	d. ELS Leon (RSA)	6-3 6-3
MS	1	(13) HEWETT Alfie (GBR)	d. (BPC) BORHAN Abu Samah (MAS)	6-0 6-1
MS	1	(15) CAVERZASCHI Daniel (ESP)	d. WEI Zujun (CHN)	6-2 1-6 6-3
MS	1	(14) CATTANEO Frederic (FRA)	d. (BPC) OQUENDO Eliecer (COL)	6-0 6-2
Court 4				
MS	1	DONG Shunjiang (CHN)	d. LANGMANN Nico (AUT)	6-0 6-3
MS	1 (BPC)	RYDBERG Jon (USA)	d. CASCO Ezequiel (ARG)	3-6 6-3 7-6(7)
MS	1	MARIPA Evans (RSA)	d. (BPC) KHLONGRUA Suthi (THA)	7-5 6-0
MS	1	SAIDA Satoshi (JPN)	d. BERDICHEVSKY Adam (ISR)	6-1 6-2
Court 5				
MS	1	McCARROLL Marc (GBR)	d. MAZZEI Fabian (ITA)	7-5 6-3
MS	1 (BPC)	RAJAKARUNA Upali (SRI)	d. (BPC) LEE Ha Gel (KOR)	2-6 7-6(5) 6-1
MS	1	PHILLIPSON David (GBR)	d. (BPC) BEDARD Philippe (CAN)	6-0 6-1
MS	1 (BPC)	IM Ho Won (KOR)	d. LEGNER Martin (AUT)	6-1 6-3
Court 8				
QS	1	(3) SITHOLE Lucas (RSA)	d. KAWANO Shota (JPN)	6-1 6-2
QS	1	TAYLOR Nick (USA)	d. COTTERILL Antony (GBR)	6-3 7-6(5)
QS	1 (BPC)	DAVIDSON Heath (AUS)	d. (BPC) BARTEN Bryan (USA)	2-6 7-5 6-1
MS	1	WALLIN Dan (SWE)	d. DENAYER Mike (BEL)	6-2 6-2
Court 9				
QS	1 (BPC)	SILVA Ymanitu (BRA)	d. BURDEKIN Jamie (GBR)	6-2 2-6 6-1
MS	1	WEEKES Ben (AUS)	d. TUR Francesc (ESP)	7-5 6-3
QS	1	(4) LAPHORNE Andy (GBR)	d. CORRADI Alberto (ITA)	6-2 6-3
QS	1	MOROISHI Mitsuteru (JPN)	d. (BPC) OLIVEIRA Rodrigo (BRA)	6-1 6-0
WD	1	BARON / KAISER (USA)	d. FAMIN / MORCH (FRA)	6-7(2) 7-5 6-4



Daily Match Information - Results Summary

Informações dos jogos do dia - resumo dos resultados

Legend:

BPC	Bipartite Commission Place	d.	Defeated	MS	Men's Singles	QS	Quad Singles
WD	Women's Doubles						



Daily Match Information - Results Summary

Informações dos jogos do dia - resumo dos resultados

Event	Round	Name	Name	Results
Centre Court				
QS	QF	(3) SITHOLE Lucas (RSA)	d. (BPC) SILVA Ymanitu (BRA)	7-5 6-3
WS	1	(3) WHILEY Jordanne (GBR)	d. PARK Ju Youn (KOR)	6-1 6-2
WS	1	(1) GRIFFIOEN Jiske (NED)	d. (BPC) VERFUERTH Kaitlyn (USA)	6-1 6-1
WS	1	(2) KAMIJI Yui (JPN)	d. (BPC) CANDIDA Rejane (BRA)	6-0 6-0
MD	1	IM / LEE (KOR)	d. POMME / SANTOS (BRA)	6-2 6-2
Court 2				
WS	1	(4) van KOOT Aniek (NED)	d. (ITF) KHANTHASIT Sakhorn (THA)	6-2 6-3
WS	1	(6) de GROOT Diede (NED)	d. DOMORI Kanako (JPN)	6-1 6-3
WS	1	(BPC) HUANG Huimin (CHN)	d. (BPC) MORCH Emmanuelle (FRA)	6-2 6-0
WS	1	(5) BUIS Marjolein (NED)	d. (BPC) BERNAL Angelica (COL)	7-6(7) 6-1
MD	1	OLSSON / WALLIN (SWE)	d. BALDWIN / RYDBERG (USA)	6-3 6-2
Court 6				
WS	1	(8) MONTJANE Kgothatso (RSA)	d. NIJO Miho (JPN)	6-2 6-1
WS	1	(ITF) MAYARA Natalia (BRA)	d. (BPC) UN Busra (TUR)	6-1 6-0
WS	1	(7) KRUGER Katharina (GER)	d. (BPC) OCHOA Lola (ESP)	6-1 6-1
WS	1	FAMIN Charlotte (FRA)	d. KAISER Emmy (USA)	2-6 6-4 6-1
Court 7				
WS	1	MATHEWSON Dana (USA)	d. HUNT Louise (GBR)	6-1 6-4
WS	1	BARON Shelby (USA)	d. LAURO Marianna (ITA)	6-1 6-4
WS	1	SHUKER Lucy (GBR)	d. MARDONES Francisca (CHI)	6-2 6-0
WS	1	(BPC) CABRILLANA Macarena (CHI)	d. LU Chia-Yi (TPE)	6-4 6-3
Court 8				
QS	QF	(1) ALCOTT Dylan (AUS)	d. TAYLOR Nick (USA)	6-2 6-0
QS	QF	(2) WAGNER David (USA)	d. MOROISHI Mitsuteru (JPN)	6-2 6-2
MD	1	MCCARROLL / PHILLIPSON (GBR)	d. DONG / WEI (CHN)	6-4 7-6(3)
QD	QF	ERENLIB / WEINBERG (ISR)	d. OLIVEIRA / SILVA (BRA)	6-0 6-0
Court 9				
WS	1	ZHU Zhenzhen (CHN)	d. CALATI Sarah (AUS)	6-0 6-1
QS	QF	(4) LAPTHORNE Andy (GBR)	d. (BPC) DAVIDSON Heath (AUS)	6-1 6-2
MD	1	FABISIAK / KRUSZELNICKI (POL)	d. KELLERMAN / WEEKES (AUS)	7-5 3-6 6-3
QD	QF	ALCOTT / DAVIDSON (AUS)	d. KAWANO / MOROISHI (JPN)	6-1 6-4

Legend:							
BPC	Bipartite Commission Place	d.	Defeated	ITF	ITF Place	MD	Men's Doubles
QD	Quad Doubles	QF	Quarterfinals	QS	Quad Singles	WS	Women's Singles



Daily Match Information - Results Summary

Informações dos jogos do dia - resumo dos resultados

Event	Round	Name	Name	Results
Centre Court				
MS	2	(6) KUNIEDA Shingo (JPN)	d. RODRIGUES Daniel (BRA)	6-2 6-1
MS	2	(5) FERNANDEZ Gustavo (ARG)	d. de la PUENTE Martin (ESP)	6-2 6-4
WS	2	(2) KAMIJI Yui (JPN)	d. (BPC) CABRILLANA Macarena (CHI)	6-1 6-1
MD	2	(2) HEWETT / REID (GBR)	d. IM / LEE (KOR)	6-1 6-2
QD	SF	(1) TAYLOR / WAGNER (USA)	d. ERENLIB / WEINBERG (ISR)	6-4 6-2
Court 2				
MS	2	(15) CAVERZASCHI Daniel (ESP)	d. (BPC) BALDWIN Steve (USA)	6-0 6-3
MS	2	(3) REID Gordon (GBR)	d. WALLIN Dan (SWE)	6-1 6-2
WS	2	(3) WHILEY Jordanne (GBR)	d. (ITF) MAYARA Natalia (BRA)	6-4 6-1
MD	2	(1) HOUDET / PEIFER (FRA)	d. MCCARROLL / PHILLIPSON (GBR)	6-0 6-2
QD	SF	ALCOTT / DAVIDSON (AUS)	d. (2) BURDEKIN / LAPTHORNE (GBR)	6-1 6-2
Court 3				
MS	2	(1) HOUDET Stephane (FRA)	d. PHILLIPSON David (GBR)	6-1 6-2
MS	2	(7) OLSSON Stefan (SWE)	d. WEEKES Ben (AUS)	6-0 6-3
WS	2	(1) GRIFFIOEN Jiske (NED)	d. SHUKER Lucy (GBR)	6-4 6-1
MD	2	CAVERZASCHI / DE LA PUENTE (ESP)	d. (8) DENAYER / GERARD (BEL)	7-5 6-7(4) 6-2
Court 4				
MS	2	(16) JEREMIASZ Michael (FRA)	d. (BPC) NEMETH Roland (HUN)	6-1 6-2
MS	2	(12) KELLERMAN Adam (AUS)	d. SAIDA Satoshi (JPN)	7-5 6-1
WS	2	(4) van KOOT Aniek (NED)	d. MATHEWSON Dana (USA)	6-3 6-1
MD	2	(6) KUNIEDA / SAIDA (JPN)	d. LANGMANN / LEGNER (AUT)	6-2 6-0
WD	QF	(1) GRIFFIOEN / VAN KOOT (NED)	d. BARON / KAISER (USA)	6-2 6-1
Court 5				
WS	2	(BPC) HUANG Huimin (CHN)	d. (7) KRUGER Katharina (GER)	6-0 6-3
WD	QF	(3) SHUKER / WHILEY (GBR)	d. CABRILLANA / MARDONES (CHI)	6-0 6-0
Court 6				
MS	2	(10) MIKI Takuya (JPN)	d. MARIPA Evans (RSA)	7-6(1) 7-5
MS	2	(14) CATTANEO Frederic (FRA)	d. (BPC) IM Ho Won (KOR)	5-7 6-2 7-6(4)
MD	2	(3) CATTANEO / JEREMIASZ (FRA)	d. OLSSON / WALLIN (SWE)	6-3 6-1
Court 7				
MS	2	(2) GERARD Joachim (BEL)	d. McCARROLL Marc (GBR)	6-1 6-4
MS	2	(4) PEIFER Nicolas (FRA)	d. (BPC) RYDBERG Jon (USA)	6-2 6-2
WS	2	ZHU Zhenzhen (CHN)	d. (8) MONTJANE Kgothatso (RSA)	6-4 4-6 7-5
MD	2	(7) FERNANDEZ / LEDESMA (ARG)	d. ELS / MARIPA (RSA)	7-5 6-2



Daily Match Information - Results Summary

Informações dos jogos do dia - resumo dos resultados

Event	Round	Name	Name	Results
Court 8				
MS	2	DONG Shunjiang (CHN)	d. (11) EGBERINK Tom (NED)	6-1 6-1
MS	2	(13) HEWETT Alfie (GBR)	d. (BPC) RAJAKARUNA Upali (SRI)	6-1 6-2
WS	2	(6) de GROOT Diede (NED)	d. BARON Shelby (USA)	6-4 6-1
MD	2	(5) EGBERINK / SCHEFFERS (NED)	d. MEDEIROS / RODRIGUES (BRA)	6-2 6-3
WD	QF	(2) BUIS / DE GROOT (NED)	d. MATHEWSON / VERFUERTH (USA)	6-2 6-4
Court 9				
MS	2	(8) SCHEFFERS Maikel (NED)	d. KRUSZELNICKI Tadeusz (POL)	6-2 6-0
MS	2	(9) SANADA Takashi (JPN)	d. FABISIAK Kamil (POL)	6-0 6-1
WS	2	(5) BUIS Marjolein (NED)	d. FAMIN Charlotte (FRA)	6-2 7-5
MD	2	(4) MIKI / SANADA (JPN)	d. FABISIAK / KRUSZELNICKI (POL)	6-2 6-2
WD	QF	(4) KAMIJI / NIJO (JPN)	d. HUANG / ZHU (CHN)	6-3 6-0

Legend:

BPC	Bipartite Commission Place	d.	Defeated	ITF	ITF Place	MD	Men's Doubles
MS	Men's Singles	QD	Quad Doubles	QF	Quarterfinals	SF	Semifinals
WD	Women's Doubles	WS	Women's Singles				



Daily Match Information - Results Summary

Informações dos jogos do dia - resumo dos resultados

Event	Round	Name		Name	Results
Centre Court					
MS	3	(1) HOUDET Stephane (FRA)	d.	(15) CAVERZASCHI Daniel (ESP)	6-0 6-1
MS	3	(3) REID Gordon (GBR)	d.	(14) CATTANEO Frederic (FRA)	6-0 6-2
WS	QF	(6) de GROOT Diede (NED)	d.	(3) WHILEY Jordanne (GBR)	6-3 6-1
WS	QF	(2) KAMIJI Yui (JPN)	d.	(5) BUIS Marjolein (NED)	6-2 6-0
WD	SF	(1) GRIFFIOEN / VAN KOOT (NED)	d.	(3) SHUKER / WHILEY (GBR)	6-3 6-3
QS	SF	(4) LAPTHORNE Andy (GBR)	d.	(2) WAGNER David (USA)	6-3 2-6 6-3
Court 2					
MS	3	(7) OLSSON Stefan (SWE)	d.	(9) SANADA Takashi (JPN)	6-2 7-6(5)
MS	3	(2) GERARD Joachim (BEL)	d.	(16) JEREMIASZ Michael (FRA)	6-0 6-0
WS	QF	(4) van KOOT Aniek (NED)	d.	ZHU Zhenzhen (CHN)	6-1 5-7 6-1
QS	SF	(1) ALCOTT Dylan (AUS)	d.	(3) SITHOLE Lucas (RSA)	6-0 6-3
Court 3					
MD	QF	(1) HOUDET / PEIFER (FRA)	d.	(7) FERNANDEZ / LEDESMA (ARG)	6-1 6-2
Court 4					
MD	QF	(4) MIKI / SANADA (JPN)	d.	(5) EGBERINK / SCHEFFERS (NED)	6-1 3-6 6-4
Court 8					
MS	3	(13) HEWETT Alfie (GBR)	d.	(4) PEIFER Nicolas (FRA)	7-6(4) 4-6 6-3
MS	3	(6) KUNIEDA Shingo (JPN)	d.	DONG Shunjiang (CHN)	6-1 6-4
MD	QF	(2) HEWETT / REID (GBR)	d.	CAVERZASCHI / DE LA PUENTE (ESP)	6-2 6-0
WD	SF	(2) BUIS / DE GROOT (NED)	d.	(4) KAMIJI / NIJO (JPN)	6-4 5-7 7-5
Court 9					
MS	3	(5) FERNANDEZ Gustavo (ARG)	d.	(12) KELLERMAN Adam (AUS)	6-1 6-2
MS	3	(10) MIKI Takuya (JPN)	d.	(8) SCHEFFERS Maikel (NED)	4-6 7-5 6-4
WS	QF	(1) GRIFFIOEN Jiske (NED)	d.	(BPC) HUANG Huimin (CHN)	6-0 6-0
MD	QF	(6) KUNIEDA / SAIDA (JPN)	d.	(3) CATTANEO / JEREMIASZ (FRA)	1-6 6-3 7-6(5)

Legend:

BPC	Bipartite Commission Place	d.	Defeated	MD	Men's Doubles	MS	Men's Singles
QF	Quarterfinals	QS	Quad Singles	SF	Semifinals	WD	Women's Doubles
WS	Women's Singles						



Daily Match Information - Results Summary

Informações dos jogos do dia - resumo dos resultados

Event	Round	Name	Name	Results
Centre Court				
MS	QF	(2) GERARD Joachim (BEL)	d. (6) KUNIEDA Shingo (JPN)	6-3 6-3
WS	SF	(4) van KOOT Aniek (NED)	d. (2) KAMIJI Yui (JPN)	6-3 4-6 7-5
MD	SF	(2) HEWETT / REID (GBR)	d. (6) KUNIEDA / SAIDA (JPN)	6-2 6-4
QD	F	ALCOTT / DAVIDSON (AUS)	d. (1) TAYLOR / WAGNER (USA)	4-6 6-4 7-5
Court 2				
QD	BM	(2) BURDEKIN / LAPTHORNE (GBR)	d. ERENLIB / WEINBERG (ISR)	3-6 6-4 7-6(2)
WS	SF	(1) GRIFFIOEN Jiske (NED)	d. (6) de GROOT Diede (NED)	4-6 6-4 7-6(3)
MD	SF	(1) HOUDET / PEIFER (FRA)	d. (4) MIKI / SANADA (JPN)	6-2 7-5
Court 7				
MS	QF	(13) HEWETT Alfie (GBR)	d. (7) OLSSON Stefan (SWE)	6-1 2-6 6-3
Court 8				
MS	QF	(3) REID Gordon (GBR)	d. (5) FERNANDEZ Gustavo (ARG)	2-6 7-6(4) 6-1
Court 9				
MS	QF	(1) HOUDET Stephane (FRA)	d. (10) MIKI Takuya (JPN)	6-4 6-2
WD	BM	(3) SHUKER / WHILEY (GBR)	d. (4) KAMIJI / NIJO (JPN)	6-3 0-6 6-1

Legend:

BM	Bronze Medal	d.	Defeated	F	Final	MD	Men's Doubles
MS	Men's Singles	QD	Quad Doubles	QF	Quarterfinals	SF	Semifinals
WD	Women's Doubles	WS	Women's Singles				



Daily Match Information - Results Summary

Informações dos jogos do dia - resumo dos resultados

Event	Round	Name		Name	Results
Centre Court					
MS	SF	(3) REID Gordon (GBR)	d.	(1) HOUDET Stephane (FRA)	7-5 6-2
MS	SF	(13) HEWETT Alfie (GBR)	d.	(2) GERARD Joachim (BEL)	7-5 6-3
WS	BM	(2) KAMIJI Yui (JPN)	d.	(6) de GROOT Diede (NED)	6-3 6-3
QS	F	(1) ALCOTT Dylan (AUS)	d.	(4) LAPHORNE Andy (GBR)	6-3 6-4
Court 2					
QS	BM	(2) WAGNER David (USA)	d.	(3) SITHOLE Lucas (RSA)	1-6 6-2 7-5

Legend:

BM	Bronze Medal	d.	Defeated	F	Final	MS	Men's Singles
QS	Quad Singles	SF	Semifinals	WS	Women's Singles		



Daily Match Information - Results Summary

Informações dos jogos do dia - resumo dos resultados

Event	Round	Name	Name	Results
Centre Court				
MD	BM	(6) KUNIEDA / SAIDA (JPN)	d. (4) MIKI / SANADA (JPN)	6-3 6-4
WS	F	(1) GRIFFIOEN Jiske (NED)	d. (4) van KOOT Aniek (NED)	3-6 6-1 6-4
MD	F	(1) HOUDET / PEIFER (FRA)	d. (2) HEWETT / REID (GBR)	6-2 4-6 6-1

Legend:

BM Bronze Medal
WS Women's Singles

d. Defeated

F Final

MD Men's Doubles



Daily Match Information - Results Summary

Informações dos jogos do dia - resumo dos resultados

Event	Round	Name	Name	Results
Centre Court				
MS	BM	(2) GERARD Joachim (BEL)	d. (1) HOUDET Stephane (FRA)	6-4 6-2
WD	F	(1) GRIFFIOEN / VAN KOOT (NED)	d. (2) BUIS / DE GROOT (NED)	6-4 6-2
MS	F	(3) REID Gordon (GBR)	d. (13) HEWETT Alfie (GBR)	6-2 6-1

Legend:

BM	Bronze Medal	d.	Defeated	F	Final	MS	Men's Singles
WD	Women's Doubles						

Chair Umpire's name is Fábio Souza (BRA) Instead of Aldair Sousa (ITF)



Entry List by Event
Lista de inscritos por evento
As of TUE 6 SEP 2016 at 17:06

Ranking 5 SEP 2016	Name	NPC Code	Qualified Type	Seed
1	HOUDET Stephane	FRA		1
2	GERARD Joachim	BEL		2
3	REID Gordon	GBR		3
4	PEIFER Nicolas	FRA		4
5	FERNANDEZ Gustavo	ARG	ITF	5
6	KUNIEDA Shingo	JPN	ITF	6
7	OLSSON Stefan	SWE		7
8	SCHEFFERS Maikel	NED		8
9	SANADA Takashi	JPN		9
10	MIKI Takuya	JPN		10
11	EGBERINK Tom	NED		11
12	KELLERMAN Adam	AUS		12
13	HEWETT Alfie	GBR		13
14	CATTANEO Frederic	FRA		14
15	CAVERZASCHI Daniel	ESP		15
16	JEREMIASZ Michael	FRA		16
17	MARIPA Evans	RSA		
18	RODRIGUES Daniel	BRA		
19	McCARROLL Marc	GBR		
20	FABISIAK Kamil	POL		
21	LEDESMA Agustin	ARG		
22	WEI Zujun	CHN		
23	CASCO Ezequiel	ARG		
24	SAIDA Satoshi	JPN		
26	de la PUENTE Martin	ESP		
27	SANTOS Carlos	BRA		
28	TUR Francesc	ESP		
29	WEEKES Ben	AUS		
32	KRUSZELNICKI Tadeusz	POL		
33	MAZZEI Fabian	ITA		
34	LANGMANN Nico	AUT		
35	ELS Leon	RSA		
36	MEDEIROS Rafael	BRA		
37	DENAYER Mike	BEL		
38	LEE Ha Gel	KOR	BPC	
41	LEGNER Martin	AUT		
44	PHILLIPSON David	GBR		
46	BERDICHEVSKY Adam	ISR		
47	DIAMANTIS Stefanos	GRE	BPC	
51	BEDARD Philippe	CAN	BPC	
52	IM Ho Won	KOR	BPC	
53	NEMETH Roland	HUN	BPC	
60	DONG Shunjiang	CHN		
61	POMME Mauricio	BRA		
63	MENDEZ Robinson	CHI	BPC	
67	WALLIN Dan	SWE		
69	OQUENDO Eliecer	COL	BPC	
77	KHLONGRUA Suthi	THA	BPC	
80	BALDWIN Steve	USA	BPC	
95	RAJAKARUNA Upali	SRI	BPC	
103	RYDBERG Jon	USA	BPC	
132	BORHAN Abu Samah	MAS	BPC	

Legend:

BPC Bipartite Commission Place ITF ITF Place



Draw Sorteio

As of FRI 16 SEP 2016 at 17:33

Rank	1 st Round	Seed	NPC	2 nd Round	3 rd Round	Quarterfinals	Semifinals	Final
1	HOUDET Stephane	(1)	FRA	HOUDET S (1)				
	Bye				HOUDET S (1)			
51	BEDARD Philippe (BPC)		CAN	PHILLIPSON D	6-1 6-2			
44	PHILLIPSON David		GBR	6-0 6-1		HOUDET S (1)		
80	BALDWIN Steve (BPC)		USA	BALDWIN S (BPC)		6-0 6-1		
36	MEDEIROS Rafael		BRA	6-2 4-6 6-3				
22	WEI Zujun		CHN	CAVERZASCHI D (15)	6-0 6-3			
15	CAVERZASCHI Daniel	(15)	ESP	6-2 1-6 6-3				
10	MIKI Takuya	(10)	JPN	MIKI T (10)				
	Bye				MIKI T (10)			
17	MARIPA Evans		RSA	MARIPA E	7-6(1) 7-5			
77	KHLONGRUA Suthi (BPC)		THA	7-5 6-0		MIKI T (10)		
21	LEDESMA Agustin		ARG	KRUSZELNICKI T		4-6 7-5 6-4		
32	KRUSZELNICKI Tadeusz		POL	6-2 6-2				
	Bye			SCHEFFERS M (8)	6-2 6-0			
8	SCHEFFERS Maikel	(8)	NED	SCHEFFERS M (8)				
3	REID Gordon	(3)	GBR	REID G (3)				
	Bye				REID G (3)			
37	DENAYER Mike		BEL	WALLIN D	6-1 6-2			
67	WALLIN Dan		SWE	6-2 6-2		REID G (3)		
41	LEGNER Martin		AUT	IM HW (BPC)		6-0 6-2		
52	IM Ho Won (BPC)		KOR	6-1 6-3				
69	OQUENDO Eliecer (BPC)		COL	CATTANEO F (14)	5-7 6-2 7-6(4)			
14	CATTANEO Frederic	(14)	FRA	6-0 6-2				
12	KELLERMAN Adam	(12)	AUS	KELLERMAN A (12)				
	Bye				KELLERMAN A (12)			
24	SAIDA Satoshi		JPN	SAIDA S	7-5 6-1			
46	BERDICHEVSKY Adam		ISR	6-1 6-2		FERNANDEZ G (5)		
27	SANTOS Carlos		BRA	de la PUENTE M		6-1 6-2		
26	de la PUENTE Martin		ESP	6-1 6-4				
	Bye			FERNANDEZ G (5)	6-2 6-4			
5	FERNANDEZ Gustavo (ITF)	(5)	ARG	FERNANDEZ G (5)				
7	OLSSON Stefan	(7)	SWE	OLSSON S (7)				
	Bye				OLSSON S (7)			
28	TUR Francesc		ESP	WEEKES B	6-0 6-3			
29	WEEKES Ben		AUS	7-5 6-3		OLSSON S (7)		
20	FABISIAK Kamil		POL	FABISIAK K		6-2 7-6(5)		
61	POMME Mauricio		BRA	6-1 6-2				
	Bye			SANADA T (9)	6-0 6-1			
9	SANADA Takashi	(9)	JPN	SANADA T (9)				
13	HEWETT Alfie	(13)	GBR	HEWETT A (13)				
132	BORHAN Abu Samah (BPC)		MAS	6-0 6-1		HEWETT A (13)		
95	RAJAKARUNA Upali (BPC)		SRI	RAJAKARUNA U (BPC)	6-1 6-2			
38	LEE Ha Gel (BPC)		KOR	2-6 7-6(5) 6-1		HEWETT A (13)		
23	CASCO Ezequiel		ARG	RYDBERG J (BPC)		7-6(4) 4-6 6-3		
103	RYDBERG Jon (BPC)		USA	3-6 6-3 7-6(7)				
	Bye			PEIFER N (4)	6-2 6-2			
4	PEIFER Nicolas	(4)	FRA	PEIFER N (4)				
6	KUNIEDA Shingo (ITF)	(6)	JPN	KUNIEDA S (6)				
	Bye				KUNIEDA S (6)			
63	MENDEZ Robinson (BPC)		CHI	RODRIGUES D	6-2 6-1			
18	RODRIGUES Daniel		BRA	6-0 6-4		KUNIEDA S (6)		
60	DONG Shunjiang		CHN	DONG S		6-1 6-4		
34	LANGMANN Nico		AUT	6-0 6-3				
	Bye			DONG S	6-0 6-3			
11	EGBERINK Tom	(11)	NED	EGBERINK T (11)	6-1 6-1			
16	JEREMIASZ Michael	(16)	FRA	JEREMIASZ M (16)				
47	DIAMANTIS Stefanos (BPC)		GRE	6-0 6-3		JEREMIASZ M (16)		
35	ELS Leon		RSA	NEMETH R (BPC)	6-1 6-2			
53	NEMETH Roland (BPC)		HUN	6-3 6-3				
19	McCARROLL Marc		GBR	McCARROLL M		GERARD J (2)		
33	MAZZEI Fabian		ITA	7-5 6-3		6-0 6-0		
	Bye			GERARD J (2)	6-1 6-4			
2	GERARD Joachim	(2)	BEL	GERARD J (2)				

Gold: REID Gordon GBR
Silver: HEWETT Alfie GBR
Bronze: GERARD Joachim BEL

REID G (3)
7-5 6-2

Gold Medal

REID G (3)
6-2 6-1

HEWETT A (13)
7-5 6-3

Bronze Medal

GERARD J (2)
6-4 6-2

Note:
Ranking as of 5 SEP 2016.

Legend:
BPC Bipartite Commission Place ITF ITF Place



Match Statistics

Estatísticas da partida

	MENDEZ Robinson (BPC)	CHI	0	4
W	RODRIGUES Daniel	BRA	6	6
Match duration: 1h05min			28min	37min

Centre Court

Chair Umpire: DAMASKE Christoph (GER)

MENDEZ Robinson (BPC)				RODRIGUES Daniel			
1set	2set	3set	Total	1set	2set	3set	Total
0	0		0	Total aces	0	0	0
1	3		4	Double faults	2	2	4
0	0		0	Service winners	0	0	0
18/24	13/25		31/49	1st serve	19/26	19/25	38/51
(75%)	(52%)		(63%)		(73%)	(76%)	(75%)
0	0		0	Aces on 1st serve	0	0	0
8/18	6/13		14/31	Points won on 1st serve	14/19	11/19	25/38
(44%)	(46%)		(45%)		(74%)	(58%)	(66%)
5/6	9/12		14/18	2nd Serve	5/7	4/6	9/13
(83%)	(75%)		(78%)		(71%)	(67%)	(69%)
0	0		0	Aces on 2nd Serve	0	0	0
1/6	4/12		5/18	Points won on 2nd serve	2/7	3/6	5/13
(17%)	(33%)		(28%)		(29%)	(50%)	(38%)
10/26	11/25		21/51	Receiving points won	15/24	15/25	30/49
(38%)	(44%)		(41%)		(63%)	(60%)	(61%)
0/1	2/2		2/3	Break point conversions	3/3	3/3	6/6
(0%)	(100%)		(67%)		(100%)	(100%)	(100%)
3	7		10	Total winners	13	11	24
2	7		9	Forehand winners	9	9	18
1	0		1	Backhand winners	4	2	6
4	5		9	Forced errors	3	4	7
14	13		27	Unforced errors	13	10	23
1/3	2/3		3/6	Net points won	5/8	3/4	8/12
(33%)	(67%)		(50%)		(63%)	(75%)	(67%)
19	21		40	Total points won	31	29	60

	1set				2set			
MENDEZ Robinson (BPC)	*0	0	*0	0	*0	0	*0	0
RODRIGUES Daniel	1	*2	3	*4	5	*6	1	*2

Note:

Total winners is the sum of total aces, service winners, forehand winners and backhand winners.

Legend:

BPC Bipartite Commission Place W Winner * Server



Scorecard - Singles
Cartão de resultados - simples

	MELENDEZ Robinson (BPC)	CHI	0	4
W	RODRIGUES Daniel	BRA	6	6
Match duration: 1h05min			28min	37min

Court	Centre Court	Scoring Rule	Normal 3 Set Match
Chair Umpire	DAMASKE Christoph (GER)	Match Code	MS126
Started	11:02	Finished	12:07

1st Set

Game 1: Robinson Mendez Serving													RoMe	DaRo	☀
1	2	3	4	5	6	7	8	9	10	11	12	13	0	1	
Game 2: Daniel Rodrigues Serving													RoMe	DaRo	
9	10	11	12	13	14	15	16	17	18	19	20	0	2		
Game 3: Robinson Mendez Serving													RoMe	DaRo	☀
21	22	23	24	25	26	27	28	29	30	31	32	0	3		
Game 4: Daniel Rodrigues Serving													RoMe	DaRo	
27	28	29	30	31	32	33	34	35	36	37	38	39	0	4	
Game 5: Robinson Mendez Serving													RoMe	DaRo	☀
35	36	37	38	39	40	41	42	43	44	0	5				
Game 6: Daniel Rodrigues Serving													RoMe	DaRo	
45	46	47	48	49	50	51	52	53	54	0	6				




















2nd Set

Game 1: Robinson Mendez Serving													RoMe	DaRo	☀
51	52	53	54	55	56	57	58	59	0	1					
Game 2: Daniel Rodrigues Serving													RoMe	DaRo	
55	56	57	58	59	60	61	62	63	64	65	0	2			
Game 3: Robinson Mendez Serving													RoMe	DaRo	☀
60	61	62	63	64	65	66	67	68	69	70	0	3			
Game 4: Daniel Rodrigues Serving													RoMe	DaRo	☀
66	67	68	69	70	71	72	73	74	1	3					
Game 5: Robinson Mendez Serving													RoMe	DaRo	☀
71	72	73	74	75	76	77	78	79	1	4					



















Scorecard - Singles
Cartão de resultados - simples







Game 6: Daniel Rodrigues Serving

																							RoMe	DaRo		
75	76	77	78	79																					1	5
























Game 7: Robinson Mendez Serving

																							RoMe	DaRo		
80	81	82	83	84																					2	5
























Game 8: Daniel Rodrigues Serving







																							RoMe	DaRo		
85	86	87	88	89																					3	5

Game 9: Robinson Mendez Serving

																							RoMe	DaRo		
90	91	92	93	94	95																				4	5

Game 10: Daniel Rodrigues Serving

																							RoMe	DaRo		
96	97	98	99	100																					4	6

Legend:							
BPC	Bipartite Commission Place	W	Winner		Double fault		Point to receiver - 2nd serve
	Point to server - 2nd serve		Point to receiver - 1st serve		Point to server - 1st serve		Service Break



Match Statistics

Estatísticas da partida

W	DONG Shunjiang	CHN	6	6
	LANGMANN Nico	AUT	0	3
Match duration: 0h53min			19min	34min

Court 4

Chair Umpire: CINKO Adelka (CRO)

DONG Shunjiang				LANGMANN Nico			
1set	2set	3set	Total	1set	2set	3set	Total
1	0		1	Total aces	0	0	0
1	7		8	Double faults	3	2	5
0	0		0	Service winners	0	0	0
12/16	14/33		26/49	1st serve	9/18	14/24	23/42
(75%)	(42%)		(53%)		(50%)	(58%)	(55%)
1	0		1	Aces on 1st serve	0	0	0
9/12	10/14		19/26	Points won on 1st serve	2/9	6/14	8/23
(75%)	(71%)		(73%)		(22%)	(43%)	(35%)
3/4	12/19		15/23	2nd Serve	6/9	8/10	14/19
(75%)	(63%)		(65%)		(67%)	(80%)	(74%)
0	0		0	Aces on 2nd Serve	0	0	0
3/4	8/19		11/23	Points won on 2nd serve	3/9	3/10	6/19
(75%)	(42%)		(48%)		(33%)	(30%)	(32%)
13/18	15/24		28/42	Receiving points won	4/16	15/33	19/49
(72%)	(63%)		(67%)		(25%)	(45%)	(39%)
3/5	3/4		6/9	Break point conversions	0/0	2/5	2/5
(60%)	(75%)		(67%)		(0%)	(40%)	(40%)
1	0		1	Total winners	0	0	0
0	0		0	Forehand winners	0	0	0
0	0		0	Backhand winners	0	0	0
0	0		0	Forced errors	0	0	0
1	7		8	Unforced errors	3	2	5
0/0	0/0		0/0	Net points won	0/0	0/0	0/0
(0%)	(0%)		(0%)		(0%)	(0%)	(0%)
25	33		58	Total points won	9	24	33

	1set					2set							
DONG Shunjiang	*1	2*	3	4*	5	6	*1	2*	3*	3*	4	5*	6
LANGMANN Nico	0*	0	0*	0	0*	0	0*	1*	1*	2*	3*	3*	3

Note:

Total winners is the sum of total aces, service winners, forehand winners and backhand winners.

Legend:

W Winner * Server



Scorecard - Singles

Cartão de resultados - simples

W	DONG Shunjiang	CHN	6	6
	LANGMANN Nico	AUT	0	3
Match duration: 0h53min			19min	34min

Court	Court 4	Scoring Rule	Normal 3 Set Match
Chair Umpire	CINKO Adelka (CRO)	Match Code	MS127
Started	11:16	Finished	12:09

1st Set

Game 1: Shunjiang Dong Serving												ShDo	NiLa
												1	0
1	2	3	4	5	6								
Game 2: Nico Langmann Serving												ShDo	NiLa
												2	0
7	8	9	10										
Game 3: Shunjiang Dong Serving												ShDo	NiLa
												3	0
11	12	13	14	15	16								
Game 4: Nico Langmann Serving												ShDo	NiLa
												4	0
17	18	19	20	21	22								
Game 5: Shunjiang Dong Serving												ShDo	NiLa
												5	0
23	24	25	26										
Game 6: Nico Langmann Serving												ShDo	NiLa
												6	0
27	28	29	30	31	32	33	34						

2nd Set

Game 1: Shunjiang Dong Serving												ShDo	NiLa
												1	0
35	36	37	38	39	40								
Game 2: Nico Langmann Serving												ShDo	NiLa
												2	0
41	42	43	44	45	46	47	48						
Game 3: Shunjiang Dong Serving												ShDo	NiLa
												2	1
49	50	51	52	53	54								
Game 4: Nico Langmann Serving												ShDo	NiLa
												3	1
55	56	57	58	59									
Game 5: Shunjiang Dong Serving												ShDo	NiLa
												3	2
60	61	62	63	64	65	66	67	68	69				



Scorecard - Singles
 Cartão de resultados - simples

Game 6: Nico Langmann Serving



ShDo	NiLa
3	3

Game 7: Shunjiang Dong Serving



ShDo	NiLa
4	3

Game 8: Nico Langmann Serving



ShDo	NiLa
5	3

Game 9: Shunjiang Dong Serving



ShDo	NiLa
6	3

Legend:

W	Winner		Double fault		Point to receiver - 2nd serve		Point to server - 2nd serve
	Ace - 1st Server		Point to receiver - 1st serve		Point to server - 1st serve		Service Break



Match Statistics

Estatísticas da partida

	ELS Leon	RSA	3	3
W	NEMETH Roland (BPC)	HUN	6	6
Match duration: 1h21min			28min	53min

Court 3

Chair Umpire: REIS de MORAES CAMPOS Marcus (BRA)

ELS Leon				NEMETH Roland (BPC)				
1set	2set	3set	Total		1set	2set	3set	Total
1	3		4	Total aces	2	1		3
3	4		7	Double faults	2	3		5
0	0		0	Service winners	0	0		0
12/22	23/46		35/68	1st serve	22/28	21/28		43/56
(55%)	(50%)		(51%)		(79%)	(75%)		(77%)
1	3		4	Aces on 1st serve	2	1		3
8/12	15/23		23/35	Points won on 1st serve	15/22	15/21		30/43
(67%)	(65%)		(66%)		(68%)	(71%)		(70%)
7/10	19/23		26/33	2nd Serve	4/6	4/7		8/13
(70%)	(83%)		(79%)		(67%)	(57%)		(62%)
0	0		0	Aces on 2nd Serve	0	0		0
1/10	6/23		7/33	Points won on 2nd serve	2/6	2/7		4/13
(10%)	(26%)		(21%)		(33%)	(29%)		(31%)
11/28	11/28		22/56	Receiving points won	13/22	25/46		38/68
(39%)	(39%)		(39%)		(59%)	(54%)		(56%)
2/3	1/4		3/7	Break point conversions	3/8	3/11		6/19
(67%)	(25%)		(43%)		(38%)	(27%)		(32%)
1	3		4	Total winners	2	1		3
0	0		0	Forehand winners	0	0		0
0	0		0	Backhand winners	0	0		0
0	0		0	Forced errors	0	0		0
3	4		7	Unforced errors	2	3		5
0/0	0/0		0/0	Net points won	0/0	0/0		0/0
(0%)	(0%)		(0%)		(0%)	(0%)		(0%)
20	32		52	Total points won	30	42		72

	1set						2set					
ELS Leon	1*1	1*1	2*2	2*3	3	*0	0*0	0*1	2*3	3*3		
NEMETH Roland (BPC)	*0	1*2	3*3	4*5	5*6	1*2	3*4	4*4	4*5	6		



Match Statistics

Estatísticas da partida

Note:
Total winners is the sum of total aces, service winners, forehand winners and backhand winners.

Legend:
BPC Bipartite Commission Place W Winner * Server

Only chair umpire statistics recorded for this match.



Match Statistics

Estatísticas da partida

W	McCARROLL Marc	GBR	7	6
	MAZZEI Fabian	ITA	5	3
Match duration: 1h27min			44min	43min

Court 5

Chair Umpire: WEISS Manuel (AUT)

McCARROLL Marc				MAZZEI Fabian				
1set	2set	3set	Total		1set	2set	3set	Total
0	1		1	Total aces	0	0		0
3	4		7	Double faults	4	1		5
0	0		0	Service winners	0	0		0
30/42	29/44		59/86	1st serve	18/34	22/32		40/66
(71%)	(66%)		(69%)		(53%)	(69%)		(61%)
0	1		1	Aces on 1st serve	0	0		0
16/30	16/29		32/59	Points won on 1st serve	8/18	11/22		19/40
(53%)	(55%)		(54%)		(44%)	(50%)		(48%)
9/12	11/15		20/27	2nd Serve	12/16	9/10		21/26
(75%)	(73%)		(74%)		(75%)	(90%)		(81%)
0	0		0	Aces on 2nd Serve	0	0		0
5/12	7/15		12/27	Points won on 2nd serve	6/16	3/10		9/26
(42%)	(47%)		(44%)		(38%)	(30%)		(35%)
20/34	18/32		38/66	Receiving points won	21/42	21/44		42/86
(59%)	(56%)		(58%)		(50%)	(48%)		(49%)
4/8	3/5		7/13	Break point conversions	3/5	2/7		5/12
(50%)	(60%)		(54%)		(60%)	(29%)		(42%)
0	1		1	Total winners	0	0		0
0	0		0	Forehand winners	0	0		0
0	0		0	Backhand winners	0	0		0
0	0		0	Forced errors	0	0		0
3	4		7	Unforced errors	4	1		5
0/0	0/0		0/0	Net points won	0/0	0/0		0/0
(0%)	(0%)		(0%)		(0%)	(0%)		(0%)
41	41		82	Total points won	35	35		70

	1set							2set						
McCARROLL Marc	*0	0*0	1*2	3*4	4*4	5*6	7	*1	2*3	4*4	4*4	5*6		
MAZZEI Fabian	1*2	3*3	3*3	3*4	5*5	5*5		0*0	0*0	1*2	3*3	3		



Match Statistics

Estatísticas da partida

Note:
Total winners is the sum of total aces, service winners, forehand winners and backhand winners.

Legend:
W Winner * Server

Only chair umpire statistics recorded for this match.



Scorecard - Singles
Cartão de resultados - simples

	ELS Leon	RSA	3	3
W	NEMETH Roland (BPC)	HUN	6	6
Match duration: 1h21min			28min	53min

Court	Court 3	Scoring Rule	Normal 3 Set Match
Chair Umpire	REIS de MORAES CAMPOS Marcus (BRA)	Match Code	MS130
Started	11:15	Finished	12:36

1st Set

Game	Serving	LeEI	RoNe
Game 1	Roland Nemeth	1	0
Game 2	Leon Els	1	1
Game 3	Roland Nemeth	1	2
Game 4	Leon Els	1	3
Game 5	Roland Nemeth	2	3
Game 6	Leon Els	2	4
Game 7	Roland Nemeth	2	5
Game 8	Leon Els	3	5
Game 9	Roland Nemeth	3	6

2nd Set

Game	Serving	LeEI	RoNe
Game 1	Leon Els	0	1
Game 2	Roland Nemeth	0	2



Scorecard - Singles
Cartão de resultados - simples

Game 3: Leon Els Serving														LeEI	RoNe		
															0	3	
67	68	69	70	71	72	73	74	75	76	77	78	79	80				
Game 4: Roland Nemeth Serving														LeEI	RoNe		
															0	4	
81	82	83	84														
Game 5: Leon Els Serving														LeEI	RoNe		
															1	4	
85	86	87	88	89	90	91	92	93	94								
Game 6: Roland Nemeth Serving														LeEI	RoNe		
															2	4	
95	96	97	98	99	100												
Game 7: Leon Els Serving														LeEI	RoNe		
															3	4	
101	102	103	104	105	106												
Game 8: Roland Nemeth Serving														LeEI	RoNe		
															3	5	
107	108	109	110	111	112												
Game 9: Leon Els Serving														LeEI	RoNe		
															3	6	
113	114	115	116	117	118	119	120	121	122	123	124						

Legend:

BPC	Bipartite Commission Place	W	Winner		Double fault		Point to receiver - 2nd serve
	Point to server - 2nd serve		Ace - 1st Server		Point to receiver - 1st serve		Point to server - 1st serve
	Service Break						



Scorecard - Singles

Cartão de resultados - simples

W	McCARROLL Marc	GBR	7	6
	MAZZEI Fabian	ITA	5	3
Match duration: 1h27min			44min	43min

Court	Court 5	Scoring Rule	Normal 3 Set Match
Chair Umpire	WEISS Manuel (AUT)	Match Code	MS131
Started	11:11	Finished	12:39

1st Set

Game	Serving	MaMc	FaMa
Game 1: Marc McCarroll Serving	1 2 3 4 5 6 7 8	0	1
Game 2: Fabian Mazzei Serving	9 10 11 12 13	0	2
Game 3: Marc McCarroll Serving	14 15 16 17 18	0	3
Game 4: Fabian Mazzei Serving	19 20 21 22 23	1	3
Game 5: Marc McCarroll Serving	24 25 26 27 28	2	3
Game 6: Fabian Mazzei Serving	29 30 31 32 33	3	3
Game 7: Marc McCarroll Serving	34 35 36 37 38 39 40 41 42 43 44 45	4	3
Game 8: Fabian Mazzei Serving	46 47 48 49 50 51 52 53	4	4
Game 9: Marc McCarroll Serving	54 55 56 57 58 59	4	5
Game 10: Fabian Mazzei Serving	60 61 62 63 64 65	5	5
Game 11: Marc McCarroll Serving	66 67 68 69 70 71	6	5



Scorecard - Singles

Cartão de resultados - simples

Game 12: Fabian Mazzei Serving

72	73	74	75	76																		

MaMc	FaMa
7	5

2nd Set

Game 1: Marc McCarroll Serving

77	78	79	80	81																		

MaMc	FaMa
1	0

Game 2: Fabian Mazzei Serving

82	83	84	85	86	87																	

MaMc	FaMa
2	0

Game 3: Marc McCarroll Serving

88	89	90	91	92	93	94	95	96	97													

MaMc	FaMa
3	0

Game 4: Fabian Mazzei Serving

98	99	100	101	102	103																	

MaMc	FaMa
4	0

Game 5: Marc McCarroll Serving

104	105	106	107	108	109																	

MaMc	FaMa
4	1

Game 6: Fabian Mazzei Serving

110	111	112	113	114	115	116	117	118	119	120	121											

MaMc	FaMa
4	2

Game 7: Marc McCarroll Serving

122	123	124	125	126																		

MaMc	FaMa
4	3

Game 8: Fabian Mazzei Serving

127	128	129	130	131	132	133	134															

MaMc	FaMa
5	3

Game 9: Marc McCarroll Serving

135	136	137	138	139	140	141	142	143	144	145	146	147	148	149	150	151	152					

MaMc	FaMa
6	3

Legend:	Winner	Double fault	Point to receiver - 2nd serve	Point to server - 2nd serve
Ace - 1st Server	Point to receiver - 1st serve	Point to server - 1st serve	Service Break	



Match Statistics

Estadísticas da partida

W	JEREMIASZ Michael (16)	FRA	6	6
	DIAMANTIS Stefanos (BPC)	GRE	0	3
Match duration: 0h47min			16min	31min

Court 2

Chair Umpire: VREG Anja (SLO)

JEREMIASZ Michael (16)				DIAMANTIS Stefanos (BPC)				
1set	2set	3set	Total		1set	2set	3set	Total
1	0		1	Total aces	0	0		0
0	3		3	Double faults	2	0		2
1	0		1	Service winners	0	0		0
19/20	12/21		31/41	1st serve	11/13	22/31		33/44
(95%)	(57%)		(76%)		(85%)	(71%)		(75%)
1	0		1	Aces on 1st serve	0	0		0
13/19	8/12		21/31	Points won on 1st serve	1/11	7/22		8/33
(68%)	(67%)		(68%)		(9%)	(32%)		(24%)
1/1	6/9		7/10	2nd Serve	0/2	9/9		9/11
(100%)	(67%)		(70%)		(0%)	(100%)		(82%)
0	0		0	Aces on 2nd Serve	0	0		0
0/1	1/9		1/10	Points won on 2nd serve	0/2	2/9		2/11
(0%)	(11%)		(10%)		(0%)	(22%)		(18%)
12/13	22/31		34/44	Receiving points won	7/20	12/21		19/41
(92%)	(71%)		(77%)		(35%)	(57%)		(46%)
3/3	5/7		8/10	Break point conversions	0/1	3/3		3/4
(100%)	(71%)		(80%)		(0%)	(100%)		(75%)
10	13		23	Total winners	8	12		20
4	9		13	Forehand winners	5	6		11
4	4		8	Backhand winners	3	6		9
0	2		2	Forced errors	7	8		15
0	7		7	Unforced errors	8	10		18
0/0	4/5		4/5	Net points won	0/4	1/2		1/6
(0%)	(80%)		(80%)		(0%)	(50%)		(17%)
25	31		56	Total points won	8	21		29

	1set				2set			
JEREMIASZ Michael (16)	1*2	3*4	5*6		1*1	2*2	3*3	4*5 6
DIAMANTIS Stefanos (BPC)	*0	0*0	0*0	0	*0	1*1	2*2	3*3 3*3

Note:
Total winners is the sum of total aces, service winners, forehand winners and backhand winners.

Legend:
BPC Bipartite Commission Place W Winner * Server



Scorecard - Singles

Cartão de resultados - simples

W	JEREMIASZ Michael (16)	FRA	6	6
	DIAMANTIS Stefanos (BPC)	GRE	0	3
Match duration: 0h47min			16min	31min

Court	Court 2	Scoring Rule	Normal 3 Set Match
Chair Umpire	VREG Anja (SLO)	Match Code	MS129
Started	12:02	Finished	12:49

1st Set

Game	Serving	MiJe	StDi
Game 1	Stefanos Diamantis	1	0
Game 2	Michael Jeremiasz	2	0
Game 3	Stefanos Diamantis	3	0
Game 4	Michael Jeremiasz	4	0
Game 5	Stefanos Diamantis	5	0
Game 6	Michael Jeremiasz	6	0

2nd Set

Game	Serving	MiJe	StDi
Game 1	Stefanos Diamantis	1	0
Game 2	Michael Jeremiasz	1	1
Game 3	Stefanos Diamantis	2	1
Game 4	Michael Jeremiasz	2	2
Game 5	Stefanos Diamantis	3	2



Scorecard - Singles

Cartão de resultados - simples

Game 6: Michael Jeremiasz Serving

														MiJe	StDi		
															3	3	
67	68	69	70	71													

Game 7: Stefanos Diamantis Serving

														MiJe	StDi		
															4	3	
72	73	74	75	76													

Game 8: Michael Jeremiasz Serving

														MiJe	StDi		
															5	3	
77	78	79	80														

Game 9: Stefanos Diamantis Serving

														MiJe	StDi		
															6	3	
81	82	83	84	85													

Legend:

	Bipartite Commission Place		Winner		Double fault		Point to receiver - 2nd serve
	Point to server - 2nd serve		Ace - 1st Server		Point to receiver - 1st serve		Point to server - 1st serve
	Service Break						



Match Statistics

Estatísticas da partida

W	FABISIAK Kamil	POL	6	6
	POMME Mauricio	BRA	1	2
Match duration: 0h58min			25min	33min

Centre Court

Chair Umpire: GREGORY Gigi (USA)

FABISIAK Kamil				POMME Mauricio			
1set	2set	3set	Total	1set	2set	3set	Total
1	2		3	Total aces	1	0	1
4	3		7	Double faults	1	1	2
0	0		0	Service winners	0	0	0
22/34	15/26		37/60	1st serve	6/15	12/23	18/38
(65%)	(58%)		(62%)		(40%)	(52%)	(47%)
1	2		3	Aces on 1st serve	1	0	1
17/22	11/15		28/37	Points won on 1st serve	3/6	6/12	9/18
(77%)	(73%)		(76%)		(50%)	(50%)	(50%)
8/12	8/11		16/23	2nd Serve	8/9	10/11	18/20
(67%)	(73%)		(70%)		(89%)	(91%)	(90%)
0	0		0	Aces on 2nd Serve	0	0	0
6/12	7/11		13/23	Points won on 2nd serve	3/9	5/11	8/20
(50%)	(64%)		(57%)		(33%)	(45%)	(40%)
9/15	12/23		21/38	Receiving points won	11/34	8/26	19/60
(60%)	(52%)		(55%)		(32%)	(31%)	(32%)
2/3	2/3		4/6	Break point conversions	0/3	0/1	0/4
(67%)	(67%)		(67%)		(0%)	(0%)	(0%)
12	12		24	Total winners	10	9	19
6	8		14	Forehand winners	2	2	4
5	2		7	Backhand winners	7	7	14
2	4		6	Forced errors	17	8	25
5	6		11	Unforced errors	3	10	13
0/2	1/1		1/3	Net points won	3/10	1/8	4/18
(0%)	(100%)		(33%)		(30%)	(13%)	(22%)
32	30		62	Total points won	17	19	36

	1set					2set				
	*1	2*3	3*4	5*6		0*1	2*3	4*5	5*6	
FABISIAK Kamil										
POMME Mauricio	0*0	0*1	1*1	1		*1	1*1	1*1	1*2	2

Note:

Total winners is the sum of total aces, service winners, forehand winners and backhand winners.

Legend:

W Winner * Server



Scorecard - Singles

Cartão de resultados - simples

W	FABISIAK Kamil	POL	6	6
	POMME Mauricio	BRA	1	2
Match duration: 0h58min			25min	33min

Court	Centre Court	Scoring Rule	Normal 3 Set Match
Chair Umpire	GREGORY Gigi (USA)	Match Code	MS119
Started	12:29	Finished	13:28

1st Set

Game 1: Kamil Fabisiak Serving													KaFa	MaPo			
													1	0			
1	2	3	4														
Game 2: Mauricio Pomme Serving													KaFa	MaPo			
													2	0			
5	6	7	8											✱			
Game 3: Kamil Fabisiak Serving													KaFa	MaPo			
													3	0			
9	10	11	12	13	14	15	16										
Game 4: Mauricio Pomme Serving													KaFa	MaPo			
													3	1			
17	18	19	20	21													
Game 5: Kamil Fabisiak Serving													KaFa	MaPo			
													4	1			
22	23	24	25	26	27	28	29	30	31	32	33	34	35	36	37	38	39
Game 6: Mauricio Pomme Serving													KaFa	MaPo			
													5	1			
40	41	42	43	44	45												✱
Game 7: Kamil Fabisiak Serving													KaFa	MaPo			
													6	1			
46	47	48	49														

2nd Set

Game 1: Mauricio Pomme Serving													KaFa	MaPo
													0	1
50	51	52	53	54	55									
Game 2: Kamil Fabisiak Serving													KaFa	MaPo
													1	1
56	57	58	59	60	61	62	63							
Game 3: Mauricio Pomme Serving													KaFa	MaPo
													2	1
64	65	66	67	68										✱
Game 4: Kamil Fabisiak Serving													KaFa	MaPo
													3	1
69	70	71	72	73	74	75	76							



Scorecard - Singles
Cartão de resultados - simples

Game 5: Mauricio Pomme Serving														KaFa	MaPo	
														4	1	
77	78	79	80	81	82											
Game 6: Kamil Fabisiak Serving														KaFa	MaPo	
														5	1	
83	84	85	86	87												
Game 7: Mauricio Pomme Serving														KaFa	MaPo	
														5	2	
88	89	90	91	92	93											
Game 8: Kamil Fabisiak Serving														KaFa	MaPo	
														6	2	
94	95	96	97	98												

Legend:					
W	Winner		Double fault		Point to server - 2nd serve
	Ace - 1st Server		Point to receiver - 1st serve		Point to server - 1st serve
					Service Break



Match Statistics

Estadísticas da partida

W	HEWETT Alfie (13)	GBR	6	6
	BORHAN Abu Samah (BPC)	MAS	0	1
Match duration: 1h04min			27min	37min

Court 3

Chair Umpire: LAKHDHAR Yassine (TUN)

HEWETT Alfie (13)				BORHAN Abu Samah (BPC)				
1set	2set	3set	Total		1set	2set	3set	Total
0	0		0	Total aces	0	0		0
2	2		4	Double faults	0	0		0
0	0		0	Service winners	0	0		0
10/15	19/28		29/43	1st serve	16/24	24/32		40/56
(67%)	(68%)		(67%)		(67%)	(75%)		(71%)
0	0		0	Aces on 1st serve	0	0		0
9/10	11/19		20/29	Points won on 1st serve	5/16	9/24		14/40
(90%)	(58%)		(69%)		(31%)	(38%)		(35%)
3/5	7/9		10/14	2nd Serve	8/8	8/8		16/16
(60%)	(78%)		(71%)		(100%)	(100%)		(100%)
0	0		0	Aces on 2nd Serve	0	0		0
3/5	4/9		7/14	Points won on 2nd serve	4/8	3/8		7/16
(60%)	(44%)		(50%)		(50%)	(38%)		(44%)
15/24	20/32		35/56	Receiving points won	3/15	13/28		16/43
(63%)	(63%)		(63%)		(20%)	(46%)		(37%)
3/5	4/7		7/12	Break point conversions	0/0	1/5		1/5
(60%)	(57%)		(58%)		(0%)	(20%)		(20%)
0	0		0	Total winners	0	0		0
0	0		0	Forehand winners	0	0		0
0	0		0	Backhand winners	0	0		0
0	0		0	Forced errors	0	0		0
2	2		4	Unforced errors	0	0		0
0/0	0/0		0/0	Net points won	0/0	0/0		0/0
(0%)	(0%)		(0%)		(0%)	(0%)		(0%)
27	35		62	Total points won	12	25		37

	1set				2set							
	1	2	3	4	5	6	1	2	3	4	5	6
HEWETT Alfie (13)	1	*	2	3	*	4	5	*	6			
BORHAN Abu Samah (BPC)	*	0	0	*0	0	*0	0	0		1	*1	1

Note:
Total winners is the sum of total aces, service winners, forehand winners and backhand winners.

Legend:
BPC Bipartite Commission Place W Winner * Server



Scorecard - Singles
Cartão de resultados - simples

W	HEWETT Alfie (13)	GBR	6	6
	BORHAN Abu Samah (BPC)	MAS	0	1
Match duration: 1h04min			27min	37min

Court	Court 3	Scoring Rule	Normal 3 Set Match
Chair Umpire	LAKHDHAR Yassine (TUN)	Match Code	MS121
Started	13:06	Finished	14:09

1st Set

Game 1: Abu Samah Borhan Serving												AIHe	AbBo	☀
1	2	3	4	5	6	7	8	9	10	11	12	1	0	
Game 2: Alfie Hewett Serving												AIHe	AbBo	
13	14	15	16	17	18	19	20	21	22	23	2	0		
Game 3: Abu Samah Borhan Serving												AIHe	AbBo	☀
18	19	20	21	22	23	24	25	26	27	28	29	3	0	
Game 4: Alfie Hewett Serving												AIHe	AbBo	
24	25	26	27	28	29	30	31	32	33	34	35	4	0	
Game 5: Abu Samah Borhan Serving												AIHe	AbBo	☀
30	31	32	33	34	35	36	37	38	39	5	0			
Game 6: Alfie Hewett Serving												AIHe	AbBo	
36	37	38	39	40	41	42	43	44	45	6	0			

2nd Set

Game 1: Abu Samah Borhan Serving						AIHe	AbBo	☀	
40	41	42	43	44	45	1	0		
Game 2: Alfie Hewett Serving						AIHe	AbBo		
46	47	48	49	50	51	52	53	2	0
Game 3: Abu Samah Borhan Serving						AIHe	AbBo	☀	
54	55	56	57	58	59	60	61		3
Game 4: Alfie Hewett Serving						AIHe	AbBo	☀	
62	63	64	65	66	67	68	69		3
Game 5: Abu Samah Borhan Serving						AIHe	AbBo	☀	
70	71	72	73	74	75	4	1		



Scorecard - Singles

Cartão de resultados - simples

Game 6: Alfie Hewett Serving

													AIHe		AbBo							
																					5	1
76	77	78	79	80	81	82	83	84	85	86	87											

Game 7: Abu Samah Borhan Serving

													AIHe		AbBo								
																					6	1	
88	89	90	91	92	93	94	95	96	97	98	99												

Legend:							
	Bipartite Commission Place		Winner		Double fault		Point to receiver - 2nd serve
	Point to server - 2nd serve		Point to receiver - 1st serve		Point to server - 1st serve		Service Break



Match Statistics

Estatísticas da partida

	TUR Francesc	ESP	5	3
W	WEEKES Ben	AUS	7	6
Match duration: 1h39min			52min	47min

Court 9

Chair Umpire: BARBOZA Pablo (ARG)

TUR Francesc				WEEKES Ben				
1set	2set	3set	Total		1set	2set	3set	Total
1	0		1	Total aces	1	0		1
2	0		2	Double faults	2	3		5
0	0		0	Service winners	0	0		0
43/55	18/22		61/77	1st serve	22/37	17/32		39/69
(78%)	(82%)		(79%)		(59%)	(53%)		(57%)
1	0		1	Aces on 1st serve	1	0		1
27/43	9/18		36/61	Points won on 1st serve	16/22	14/17		30/39
(63%)	(50%)		(59%)		(73%)	(82%)		(77%)
10/12	4/4		14/16	2nd Serve	13/15	12/15		25/30
(83%)	(100%)		(88%)		(87%)	(80%)		(83%)
0	0		0	Aces on 2nd Serve	0	0		0
3/12	3/4		6/16	Points won on 2nd serve	9/15	7/15		16/30
(25%)	(75%)		(38%)		(60%)	(47%)		(53%)
12/37	11/32		23/69	Receiving points won	25/55	10/22		35/77
(32%)	(34%)		(33%)		(45%)	(45%)		(45%)
1/2	1/2		2/4	Break point conversions	2/8	2/2		4/10
(50%)	(50%)		(50%)		(25%)	(100%)		(40%)
1	0		1	Total winners	1	0		1
0	0		0	Forehand winners	0	0		0
0	0		0	Backhand winners	0	0		0
0	0		0	Forced errors	0	0		0
2	0		2	Unforced errors	2	3		5
0/0	0/0		0/0	Net points won	0/0	0/0		0/0
(0%)	(0%)		(0%)		(0%)	(0%)		(0%)
42	23		65	Total points won	50	31		81

	1set							2set														
TUR Francesc	0*	0	0*	1	2*	3	3*	4	4*	5	5*	5	5	0*	0	0*	1	2*	3	3*	3	3
WEEKES Ben	*1	2*	3	3*	3	3*	4	4*	5	5*	6	7	*1	2*	3	3*	3	3*	4	5*	6	

Note:

Total winners is the sum of total aces, service winners, forehand winners and backhand winners.

Legend:

W Winner * Server



Match Statistics

Estatísticas da partida

	CASCO Ezequiel	ARG	6	3	6 (7)
W	RYDBERG Jon (BPC)	USA	3	6	7
Match duration: 2h01min			33min	37min	51min

Court 4

Chair Umpire: DIAZ Carlos (COL)

CASCO Ezequiel				RYDBERG Jon (BPC)				
1set	2set	3set	Total		1set	2set	3set	Total
0	0	0	0	Total aces	0	0	0	0
1	2	0	3	Double faults	5	2	5	12
0	0	0	0	Service winners	0	0	0	0
16/23	27/42	37/52	80/117	1st serve	24/40	16/24	29/40	69/104
(70%)	(64%)	(71%)	(68%)		(60%)	(67%)	(73%)	(66%)
0	0	0	0	Aces on 1st serve	0	0	0	0
12/16	15/27	17/37	44/80	Points won on 1st serve	11/24	7/16	12/29	30/69
(75%)	(56%)	(46%)	(55%)		(46%)	(44%)	(41%)	(43%)
6/7	13/15	15/15	34/37	2nd Serve	11/16	6/8	6/11	23/35
(86%)	(87%)	(100%)	(92%)		(69%)	(75%)	(55%)	(66%)
0	0	0	0	Aces on 2nd Serve	0	0	0	0
1/7	3/15	6/15	10/37	Points won on 2nd serve	5/16	5/8	5/11	15/35
(14%)	(20%)	(40%)	(27%)		(31%)	(63%)	(45%)	(43%)
24/40	12/24	23/40	59/104	Receiving points won	10/23	24/42	29/52	63/117
(60%)	(50%)	(57%)	(57%)		(43%)	(57%)	(56%)	(54%)
4/8	2/3	4/6	10/17	Break point conversions	2/3	4/10	4/14	10/27
(50%)	(67%)	(67%)	(59%)		(67%)	(40%)	(29%)	(37%)
0	0	0	0	Total winners	0	0	0	0
0	0	0	0	Forehand winners	0	0	0	0
0	0	0	0	Backhand winners	0	0	0	0
0	0	0	0	Forced errors	0	0	0	0
1	2	0	3	Unforced errors	5	2	5	12
0/0	0/0	0/0	0/0	Net points won	0/0	0/0	0/0	0/0
(0%)	(0%)	(0%)	(0%)		(0%)	(0%)	(0%)	(0%)
37	30	46	113	Total points won	26	36	46	108

	1set						2set						3set							
CASCO Ezequiel	1*2	2*2	3*3	4*5	6		*1	1*1	2*2	3*3	3*3		1*2	3*3	3*3	4*4	5*5	5*6	6(7)	
RYDBERG Jon (BPC)	*0	0*1	2*2	3*3	3*3		0*1	2*2	3*3	4*5	6		*0	0*0	1*2	3*3	4*4	5*6	6	7

Note:

Total winners is the sum of total aces, service winners, forehand winners and backhand winners.

Legend:

BPC Bipartite Commission Place W Winner * Server



Scorecard - Singles

Cartão de resultados - simples

	TUR Francesc	ESP	5	3
W	WEEKES Ben	AUS	7	6
Match duration: 1h39min			52min	47min

Court	Court 9	Scoring Rule	Normal 3 Set Match
Chair Umpire	BARBOZA Pablo (ARG)	Match Code	MS118
Started	13:04	Finished	14:43

1st Set

Game	Serving	FrTu	BeWe
Game 1: Ben Weekes Serving		0	1
Game 2: Francesc Tur Serving		0	2
Game 3: Ben Weekes Serving		0	3
Game 4: Francesc Tur Serving		1	3
Game 5: Ben Weekes Serving		2	3
Game 6: Francesc Tur Serving		3	3
Game 7: Ben Weekes Serving		3	4
Game 8: Francesc Tur Serving		4	4
Game 9: Ben Weekes Serving		4	5
Game 10: Francesc Tur Serving		5	5
Game 11: Ben Weekes Serving		5	6



Scorecard - Singles

Cartão de resultados - simples

	CASCO Ezequiel	ARG	6	3	6 (7)
W	RYDBERG Jon (BPC)	USA	3	6	7
Match duration: 2h01min			33min	37min	51min

Court	Court 4	Scoring Rule	Normal 3 Set Match
Chair Umpire	DIAZ Carlos (COL)	Match Code	MS123
Started	12:42	Finished	14:44

1st Set

Game	Serving	EzCa	JoRy
Game 1	Jon Rydberg	1	0
Game 2	Ezequiel Casco	2	0
Game 3	Jon Rydberg	2	1
Game 4	Ezequiel Casco	2	2
Game 5	Jon Rydberg	3	2
Game 6	Ezequiel Casco	3	3
Game 7	Jon Rydberg	4	3
Game 8	Ezequiel Casco	5	3
Game 9	Jon Rydberg	6	3

2nd Set

Game	Serving	EzCa	JoRy
Game 1	Ezequiel Casco	1	0
Game 2	Jon Rydberg	1	1



Scorecard - Singles

Cartão de resultados - simples

Game 3: Ezequiel Casco Serving														EzCa	JoRy	
														1	2	
82	83	84	85	86	87	88	89									
Game 4: Jon Rydberg Serving														EzCa	JoRy	
														2	2	
90	91	92	93	94	95											
Game 5: Ezequiel Casco Serving														EzCa	JoRy	
														2	3	
96	97	98	99	100	101											
Game 6: Jon Rydberg Serving														EzCa	JoRy	
														3	3	
102	103	104	105													
Game 7: Ezequiel Casco Serving														EzCa	JoRy	
														3	4	
106	107	108	109	110	111	112	113									
Game 8: Jon Rydberg Serving														EzCa	JoRy	
														3	5	
114	115	116	117	118	119	120	121	122	123							
Game 9: Ezequiel Casco Serving														EzCa	JoRy	
														3	6	
124	125	126	127	128	129											
3rd Set																
Game 1: Jon Rydberg Serving														EzCa	JoRy	
														1	0	
130	131	132	133													
Game 2: Ezequiel Casco Serving														EzCa	JoRy	
														2	0	
134	135	136	137	138	139	140	141									
Game 3: Jon Rydberg Serving														EzCa	JoRy	
														3	0	
142	143	144	145	146												
Game 4: Ezequiel Casco Serving														EzCa	JoRy	
														3	1	
147	148	149	150	151	152	153	154									
Game 5: Jon Rydberg Serving														EzCa	JoRy	
														3	2	
155	156	157	158													
Game 6: Ezequiel Casco Serving														EzCa	JoRy	
														3	3	
159	160	161	162	163												
Game 7: Jon Rydberg Serving														EzCa	JoRy	
														4	3	
164	165	166	167	168												



Match Statistics

Estadísticas da partida

	LEDESMA Agustin	ARG	2	2
W	KRUSZELNICKI Tadeusz	POL	6	6
Match duration: 1h22min			32min	50min

Court 2

Chair Umpire: SOUZA Fabio (BRA)

LEDESMA Agustin				KRUSZELNICKI Tadeusz				
1set	2set	3set	Total		1set	2set	3set	Total
0	0		0	Total aces	0	1		1
5	6		11	Double faults	2	3		5
0	0		0	Service winners	0	0		0
18/27	18/32		36/59	1st serve	13/24	18/35		31/59
(67%)	(56%)		(61%)		(54%)	(51%)		(53%)
0	0		0	Aces on 1st serve	0	1		1
7/18	8/18		15/36	Points won on 1st serve	10/13	13/18		23/31
(39%)	(44%)		(42%)		(77%)	(72%)		(74%)
4/9	8/14		12/23	2nd Serve	9/11	14/17		23/28
(44%)	(57%)		(52%)		(82%)	(82%)		(82%)
0	0		0	Aces on 2nd Serve	0	0		0
3/9	6/14		9/23	Points won on 2nd serve	4/11	9/17		13/28
(33%)	(43%)		(39%)		(36%)	(53%)		(46%)
10/24	13/35		23/59	Receiving points won	17/27	18/32		35/59
(42%)	(37%)		(39%)		(63%)	(56%)		(59%)
1/1	0/3		1/4	Break point conversions	3/7	2/6		5/13
(100%)	(0%)		(25%)		(43%)	(33%)		(38%)
6	11		17	Total winners	3	7		10
5	8		13	Forehand winners	1	6		7
1	3		4	Backhand winners	2	0		2
8	14		22	Forced errors	4	4		8
20	19		39	Unforced errors	10	12		22
1/1	0/0		1/1	Net points won	1/2	0/0		1/2
(100%)	(0%)		(100%)		(50%)	(0%)		(50%)
20	27		47	Total points won	31	40		71

	1set						2set									
LEDESMA Agustin	0	*0	0	*1	1	*1	2	*2	0	*0	0	*1	1	*2	2	*2
KRUSZELNICKI Tadeusz	*1	2	*3	3	*4	5	*5	6	*1	2	*3	3	*4	4	*5	6

Note:
Total winners is the sum of total aces, service winners, forehand winners and backhand winners.

Legend:
W Winner * Server



Scorecard - Singles

Cartão de resultados - simples

	LEDESMA Agustin	ARG	2	2
W	KRUSZELNICKI Tadeusz	POL	6	6
Match duration: 1h22min			32min	50min

Court	Court 2	Scoring Rule	Normal 3 Set Match
Chair Umpire	SOUZA Fabio (BRA)	Match Code	MS107
Started	14:26	Finished	15:48

1st Set

Game 1: Tadeusz Kruszelnicki Serving													AgLe	TaKr
													0	1
1	2	3	4	5	6									
Game 2: Agustin Ledesma Serving													AgLe	TaKr
													0	2
7	8	9	10	11										
Game 3: Tadeusz Kruszelnicki Serving													AgLe	TaKr
													0	3
12	13	14	15	16	17									
Game 4: Agustin Ledesma Serving													AgLe	TaKr
													1	3
18	19	20	21	22	23	24	25	26	27	28	29			
Game 5: Tadeusz Kruszelnicki Serving													AgLe	TaKr
													1	4
30	31	32	33	34	35									
Game 6: Agustin Ledesma Serving													AgLe	TaKr
													1	5
36	37	38	39	40	41									
Game 7: Tadeusz Kruszelnicki Serving													AgLe	TaKr
													2	5
42	43	44	45	46	47									
Game 8: Agustin Ledesma Serving													AgLe	TaKr
													2	6
48	49	50	51											

2nd Set

Game 1: Tadeusz Kruszelnicki Serving													AgLe	TaKr
													0	1
52	53	54	55	56										
Game 2: Agustin Ledesma Serving													AgLe	TaKr
													0	2
57	58	59	60											
Game 3: Tadeusz Kruszelnicki Serving													AgLe	TaKr
													0	3
61	62	63	64	65	66	67	68							



Match Statistics

Estatísticas da partida

W	RAJAKARUNA Upali (BPC)	SRI	2	7	6
	LEE Ha Gel (BPC)	KOR	6	6 (5)	1
Match duration: 2h47min			48min	69min	50min

Court 5

Chair Umpire: BAGDASAROV Alexander (UZB)

RAJAKARUNA Upali (BPC)				LEE Ha Gel (BPC)				
1set	2set	3set	Total		1set	2set	3set	Total
0	0	0	0	Total aces	0	1	0	1
4	2	1	7	Double faults	0	4	0	4
0	0	0	0	Service winners	0	0	0	0
23/40	34/40	12/18	69/98	1st serve	20/25	37/49	21/30	78/104
(57%)	(85%)	(67%)	(70%)		(80%)	(76%)	(70%)	(75%)
0	0	0	0	Aces on 1st serve	0	1	0	1
11/23	17/34	8/12	36/69	Points won on 1st serve	13/20	20/37	9/21	42/78
(48%)	(50%)	(67%)	(52%)		(65%)	(54%)	(43%)	(54%)
13/17	4/6	5/6	22/29	2nd Serve	5/5	8/12	9/9	22/26
(76%)	(67%)	(83%)	(76%)		(100%)	(67%)	(100%)	(85%)
0	0	0	0	Aces on 2nd Serve	0	0	0	0
7/17	3/6	5/6	15/29	Points won on 2nd serve	2/5	4/12	3/9	9/26
(41%)	(50%)	(83%)	(52%)		(40%)	(33%)	(33%)	(35%)
10/25	25/49	18/30	53/104	Receiving points won	22/40	20/40	5/18	47/98
(40%)	(51%)	(60%)	(51%)		(55%)	(50%)	(28%)	(48%)
1/2	4/10	3/8	8/20	Break point conversions	3/6	4/7	0/1	7/14
(50%)	(40%)	(38%)	(40%)		(50%)	(57%)	(0%)	(50%)
0	0	0	0	Total winners	0	1	0	1
0	0	0	0	Forehand winners	0	0	0	0
0	0	0	0	Backhand winners	0	0	0	0
0	0	0	0	Forced errors	0	0	0	0
4	2	1	7	Unforced errors	0	4	0	4
0/0	0/0	0/0	0/0	Net points won	0/0	0/0	0/0	0/0
(0%)	(0%)	(0%)	(0%)		(0%)	(0%)	(0%)	(0%)
28	45	31	104	Total points won	37	44	17	98

	1set						2set							3set													
RAJAKARUNA Upali (BPC)	*1	2*	2	2*	2*	2	*0	1*	1	2*	3*	3	3*	4	5*	6	6	7	1*	2	3*	4	4*	5	6		
LEE Ha Gel (BPC)	0*	0	1*	2	3*	4	5*	6	1*	1	2*	3*	3	4*	5	5*	5	5*	6	6(5)	*0	0	*0	0	*1	1*	1



Match Statistics

Estatísticas da partida

Note:
Total winners is the sum of total aces, service winners, forehand winners and backhand winners.

Legend:
BPC Bipartite Commission Place W Winner * Server

Only chair umpire statistics recorded for this match.



Scorecard - Singles
Cartão de resultados - simples

W	RAJAKARUNA Upali (BPC)	SRI	2	7	6
	LEE Ha Gel (BPC)	KOR	6	6 (5)	1
Match duration: 2h47min			48min	69min	50min

Court	Court 5	Scoring Rule	Normal 3 Set Match
Chair Umpire	BAGDASAROV Alexander (UZB)	Match Code	MS122
Started	13:06	Finished	15:54

1st Set

Game 1: Upali Rajakaruna Serving														UpRa	HaLe	
															1	0
1	2	3	4	5	6	7	8	9	10	11	12	13	14			
Game 2: Ha Gel Lee Serving														UpRa	HaLe	
															2	0
15	16	17	18	19	20											
Game 3: Upali Rajakaruna Serving														UpRa	HaLe	
															2	1
21	22	23	24	25	26											
Game 4: Ha Gel Lee Serving														UpRa	HaLe	
															2	2
27	28	29	30	31												
Game 5: Upali Rajakaruna Serving														UpRa	HaLe	
															2	3
32	33	34	35	36	37	38	39	40	41							
Game 6: Ha Gel Lee Serving														UpRa	HaLe	
															2	4
42	43	44	45	46	47	48	49									
Game 7: Upali Rajakaruna Serving														UpRa	HaLe	
															2	5
50	51	52	53	54	55	56	57	58	59							
Game 8: Ha Gel Lee Serving														UpRa	HaLe	
															2	6
60	61	62	63	64	65											

2nd Set

Game 1: Upali Rajakaruna Serving														UpRa	HaLe	
															0	1
66	67	68	69	70	71											
Game 2: Ha Gel Lee Serving														UpRa	HaLe	
															1	1
72	73	74	75	76	77	78	79									
Game 3: Upali Rajakaruna Serving														UpRa	HaLe	
															1	2
80	81	82	83	84												



Scorecard - Singles
Cartão de resultados - simples

Game 4: Ha Gel Lee Serving														UpRa	HaLe	☀
														2	2	
85	86	87	88	89												☀
Game 5: Upali Rajakaruna Serving														UpRa	HaLe	
														2	3	
90	91	92	93	94	95											☀
Game 6: Ha Gel Lee Serving														UpRa	HaLe	
														3	3	
96	97	98	99	100	101											☀
Game 7: Upali Rajakaruna Serving														UpRa	HaLe	
														3	4	
102	103	104	105	106	107											☀
Game 8: Ha Gel Lee Serving														UpRa	HaLe	
														3	5	
108	109	110	111													☀
Game 9: Upali Rajakaruna Serving														UpRa	HaLe	
														4	5	
112	113	114	115	116												☀
Game 10: Ha Gel Lee Serving														UpRa	HaLe	
														5	5	
117	118	119	120	121	122	123	124	125	126	127	128					☀
Game 11: Upali Rajakaruna Serving														UpRa	HaLe	
														6	5	
129	130	131	132	133	134											☀
Game 12: Ha Gel Lee Serving														UpRa	HaLe	
														6	6	
135	136	137	138	139	140	141	142									☀
TB - Upali Rajakaruna														UpRa	HaLe	
														7	6	
143			146	147		150	151		154							☀
TB - Ha Gel Lee														UpRa	HaLe	
														(7)	(5)	
	144	145			148	149		152	153							☀
3rd Set																
Game 1: Ha Gel Lee Serving														UpRa	HaLe	☀
														1	0	
155	156	157	158													☀
Game 2: Upali Rajakaruna Serving														UpRa	HaLe	
														2	0	
159	160	161	162	163	164	165	166									☀
Game 3: Ha Gel Lee Serving														UpRa	HaLe	
														3	0	
167	168	169	170	171	172											☀



Scorecard - Singles
Cartão de resultados - simples

Game 4: Upali Rajakaruna Serving

														UpRa	HaLe	
															4	0
173	174	175	176	177	178											

Game 5: Ha Gel Lee Serving

														UpRa	HaLe	
															4	1
179	180	181	182	183	184	185	186	187	188							

Game 6: Upali Rajakaruna Serving

														UpRa	HaLe	
															5	1
189	190	191	192													

Game 7: Ha Gel Lee Serving

														UpRa	HaLe	
															6	1
193	194	195	196	197	198	199	200	201	202							

Legend:							
	Bipartite Commission Place		Tie-break		Winner		Double fault
	Point to receiver - 2nd serve		Point to server - 2nd serve		Ace - 1st Server		Point to receiver - 1st serve
	Point to server - 1st serve		Service Break				



Match Statistics

Estatísticas da partida

W	BALDWIN Steve (BPC)	USA	6	4	6
	MEDEIROS Rafael	BRA	2	6	3
Match duration: 2h15min			37min	57min	41min

Centre Court

Chair Umpire: NICOLELLA Vincenzo (ITA)

BALDWIN Steve (BPC)				MEDEIROS Rafael			
1set	2set	3set	Total	1set	2set	3set	Total
1	0	0	1	Total aces	0	3	3
1	0	0	1	Double faults	3	1	6
0	0	0	0	Service winners	0	0	0
23/29	36/47	19/25	78/101	1st serve	12/30	28/42	8/21
(79%)	(77%)	(76%)	(77%)		(40%)	(67%)	(38%)
1	0	0	1	Aces on 1st serve	0	2	2
14/23	14/36	12/19	40/78	Points won on 1st serve	7/12	14/28	5/8
(61%)	(39%)	(63%)	(51%)		(58%)	(50%)	(63%)
5/6	11/11	6/6	22/23	2nd Serve	15/18	13/14	11/13
(83%)	(100%)	(100%)	(96%)		(83%)	(93%)	(85%)
0	0	0	0	Aces on 2nd Serve	0	1	1
3/6	6/11	4/6	13/23	Points won on 2nd serve	5/18	6/14	5/13
(50%)	(55%)	(67%)	(57%)		(28%)	(43%)	(38%)
18/30	22/42	11/21	51/93	Receiving points won	12/29	27/47	9/25
(60%)	(52%)	(52%)	(55%)		(41%)	(57%)	(36%)
3/5	3/7	2/3	8/15	Break point conversions	1/5	4/8	1/1
(60%)	(43%)	(67%)	(53%)		(20%)	(50%)	(100%)
10	15	9	34	Total winners	4	24	8
6	9	3	18	Forehand winners	1	13	3
3	6	6	15	Backhand winners	3	8	5
8	11	3	22	Forced errors	12	10	6
12	12	8	32	Unforced errors	13	17	12
4/8	6/12	2/4	12/24	Net points won	3/6	4/8	4/7
(50%)	(50%)	(50%)	(50%)		(50%)	(50%)	(57%)
35	42	27	104	Total points won	24	47	19
							90

	1set						2set						3set														
BALDWIN Steve (BPC)	*0	1	*2	3	*4	4	*5	6	*0	1	*1	2	*2	2	*3	4	*4	4	*1	1	*2	3	*3	3	*4	5	*6
MEDEIROS Rafael	1	*1	1	*1	1	*2	2	*2	1	*1	2	*2	3	*4	4	*4	5	*6	0	*1	1	*1	2	*3	3	*3	3

Note:

Total winners is the sum of total aces, service winners, forehand winners and backhand winners.

Legend:

BPC Bipartite Commission Place W Winner * Server



Scorecard - Singles

Cartão de resultados - simples

W	BALDWIN Steve (BPC)	USA	6	4	6
	MEDEIROS Rafael	BRA	2	6	3
Match duration: 2h15min			37min	57min	41min

Court	Centre Court	Scoring Rule	Normal 3 Set Match
Chair Umpire	NICOLELLA Vincenzo (ITA)	Match Code	MS103
Started	13:54	Finished	16:09

1st Set

Game 1: Steve Baldwin Serving													StBa	RaMe	☀
1	2	3	4	5	6	7	8						0	1	
Game 2: Rafael Medeiros Serving													StBa	RaMe	☀
9	10	11	12	13									1	1	
Game 3: Steve Baldwin Serving													StBa	RaMe	
14	15	16	17	18	19	20	21	22	23				2	1	
Game 4: Rafael Medeiros Serving													StBa	RaMe	☀
24	25	26	27	28	29								3	1	
Game 5: Steve Baldwin Serving													StBa	RaMe	
30	31	32	33	34	35								4	1	
Game 6: Rafael Medeiros Serving													StBa	RaMe	
36	37	38	39	40	41	42	43	44	45	46	47	48	49	4	
Game 7: Steve Baldwin Serving													StBa	RaMe	
50	51	52	53	54										5	
Game 8: Rafael Medeiros Serving													StBa	RaMe	☀
55	56	57	58	59										6	

2nd Set

Game 1: Steve Baldwin Serving													StBa	RaMe	☀		
60	61	62	63	64									0	1			
Game 2: Rafael Medeiros Serving													StBa	RaMe	☀		
65	66	67	68	69	70									1		1	
Game 3: Steve Baldwin Serving													StBa	RaMe	☀		
71	72	73	74	75	76	77	78	79	80	81	82	83	84	85		86	1



Scorecard - Singles

Cartão de resultados - simples

Game 4: Rafael Medeiros Serving														StBa	RaMe
														2	2
87	88	89	90	91	92	93	94								

Game 5: Steve Baldwin Serving														StBa	RaMe
														2	3
95	96	97	98	99	100	101	102	103	104	105	106				

Game 6: Rafael Medeiros Serving														StBa	RaMe
														2	4
107	108	109	110	111	112										

Game 7: Steve Baldwin Serving														StBa	RaMe
														3	4
113	114	115	116	117	118	119	120								

Game 8: Rafael Medeiros Serving														StBa	RaMe
														4	4
121	122	123	124	125	126										

Game 9: Steve Baldwin Serving														StBa	RaMe
														4	5
127	128	129	130	131	132										

Game 10: Rafael Medeiros Serving														StBa	RaMe		
														4	6		
133	134	135	136	137	138	139	140	141	142	143	144	145	146	147	148		

3rd Set

Game 1: Steve Baldwin Serving														StBa	RaMe
														1	0
149	150	151	152	153	154										

Game 2: Rafael Medeiros Serving														StBa	RaMe
														1	1
155	156	157	158												

Game 3: Steve Baldwin Serving														StBa	RaMe
														2	1
159	160	161	162	163											

Game 4: Rafael Medeiros Serving														StBa	RaMe
														3	1
164	165	166	167												

Game 5: Steve Baldwin Serving														StBa	RaMe
														3	2
168	169	170	171												





Game 6: Rafael Medeiros Serving														StBa	RaMe
														3	3
172	173	174	175	176	177	178	179								

Game 7: Steve Baldwin Serving														StBa	RaMe
														4	3
180	181	182	183	184											



Scorecard - Singles
Cartão de resultados - simples








Game 8: Rafael Medeiros Serving

																							StBa	RaMe			
185	186	187	188	189																					5	3	

Game 9: Steve Baldwin Serving

																							StBa	RaMe	
190	191	192	193	194																				6	3

Legend:

BPC	Bipartite Commission Place	W	Winner		Double fault		Point to receiver - 2nd serve
	Point to server - 2nd serve		Ace - 1st Server		Point to receiver - 1st serve		Point to server - 1st serve
	Service Break						



Match Statistics

Estatísticas da partida

	WEI Zujun	CHN	2	6	3
W	CAVERZASCHI Daniel (15)	ESP	6	1	6
Match duration: 2h02min			35min	32min	55min

Court 3

Chair Umpire: REIS de MORAES CAMPOS Marcus (BRA)

WEI Zujun				CAVERZASCHI Daniel (15)				
1set	2set	3set	Total		1set	2set	3set	Total
0	0	0	0	Total aces	1	2	1	4
1	0	1	2	Double faults	1	4	2	7
0	0	0	0	Service winners	0	0	0	0
14/20	17/21	20/25	51/66	1st serve	19/29	16/23	23/33	58/85
(70%)	(81%)	(80%)	(77%)		(66%)	(70%)	(70%)	(68%)
0	0	0	0	Aces on 1st serve	1	2	1	4
5/14	11/17	10/20	26/51	Points won on 1st serve	13/19	7/16	13/23	33/58
(36%)	(65%)	(50%)	(51%)		(68%)	(44%)	(57%)	(57%)
5/6	4/4	4/5	13/15	2nd Serve	9/10	3/7	8/10	20/27
(83%)	(100%)	(80%)	(87%)		(90%)	(43%)	(80%)	(74%)
0	0	0	0	Aces on 2nd Serve	0	0	0	0
1/6	3/4	0/5	4/15	Points won on 2nd serve	4/10	1/7	5/10	10/27
(17%)	(75%)	(0%)	(27%)		(40%)	(14%)	(50%)	(37%)
12/29	15/23	15/33	42/85	Receiving points won	14/20	7/21	15/25	36/66
(41%)	(65%)	(45%)	(49%)		(70%)	(33%)	(60%)	(55%)
1/4	3/3	2/3	6/10	Break point conversions	3/3	1/2	3/5	7/10
(25%)	(100%)	(67%)	(60%)		(100%)	(50%)	(60%)	(70%)
0	0	0	0	Total winners	1	2	1	4
0	0	0	0	Forehand winners	0	0	0	0
0	0	0	0	Backhand winners	0	0	0	0
0	0	0	0	Forced errors	0	0	0	0
1	0	1	2	Unforced errors	1	4	2	7
0/0	0/0	0/0	0/0	Net points won	0/0	0/0	0/0	0/0
(0%)	(0%)	(0%)	(0%)		(0%)	(0%)	(0%)	(0%)
18	29	25	72	Total points won	31	15	33	79

	1set						2set						3set									
WEI Zujun	*1	1	*1	2	*2	2	*1	2	*2	3	*4	5	*6	0	*0	0	*0	1	*1	2	*3	3
CAVERZASCHI Daniel (15)	0	*1	2	*2	3	*4	0	*0	1	*1	1	*1	1	*1	2	*3	4	*4	5	*5	5	*6



Match Statistics

Estatísticas da partida

Note:
Total winners is the sum of total aces, service winners, forehand winners and backhand winners.

Legend:
W Winner * Server

Only chair umpire statistics recorded for this match.



Scorecard - Singles

Cartão de resultados - simples

	WEI Zujun	CHN	2	6	3
W	CAVERZASCHI Daniel (15)	ESP	6	1	6
Match duration: 2h02min			35min	32min	55min

Court	Court 3	Scoring Rule	Normal 3 Set Match
Chair Umpire	REIS de MORAES CAMPOS Marcus (BRA)	Match Code	MS104
Started	14:32	Finished	16:34

1st Set

Game	Serving	ZuWe	DaCa
Game 1	Zujun Wei	1	0
Game 2	Daniel Caverzaschi	1	1
Game 3	Zujun Wei	1	2
Game 4	Daniel Caverzaschi	2	2
Game 5	Zujun Wei	2	3
Game 6	Daniel Caverzaschi	2	4
Game 7	Zujun Wei	2	5
Game 8	Daniel Caverzaschi	2	6







2nd Set

Game	Serving	ZuWe	DaCa
Game 1	Zujun Wei	1	0
Game 2	Daniel Caverzaschi	2	0
Game 3	Zujun Wei	2	1



Scorecard - Singles

Cartão de resultados - simples

Legend:					
W	Winner		Double fault		Point to receiver - 2nd serve
	Ace - 1st Server		Point to receiver - 1st serve		Point to server - 1st serve
					Service Break



Match Statistics

Estatísticas da partida

W	MARIPA Evans	RSA	7	6
	KHLONGRUA Suthi (BPC)	THA	5	0
Match duration: 1h14min			48min	26min

Court 4

Chair Umpire: CINKO Adelka (CRO)

MARIPA Evans				KHLONGRUA Suthi (BPC)				
1set	2set	3set	Total		1set	2set	3set	Total
0	1		1	Total aces	0	0		0
4	0		4	Double faults	5	2		7
0	0		0	Service winners	0	0		0
25/41	9/14		34/55	1st serve	20/35	16/27		36/62
(61%)	(64%)		(62%)		(57%)	(59%)		(58%)
0	1		1	Aces on 1st serve	0	0		0
13/25	7/9		20/34	Points won on 1st serve	7/20	7/16		14/36
(52%)	(78%)		(59%)		(35%)	(44%)		(39%)
12/16	5/5		17/21	2nd Serve	10/15	9/11		19/26
(75%)	(100%)		(81%)		(67%)	(82%)		(73%)
0	0		0	Aces on 2nd Serve	0	0		0
5/16	5/5		10/21	Points won on 2nd serve	5/15	3/11		8/26
(31%)	(100%)		(48%)		(33%)	(27%)		(31%)
23/35	17/27		40/62	Receiving points won	23/41	2/14		25/55
(66%)	(63%)		(65%)		(56%)	(14%)		(45%)
5/7	3/8		8/15	Break point conversions	4/9	0/0		4/9
(71%)	(38%)		(53%)		(44%)	(0%)		(44%)
0	1		1	Total winners	0	0		0
0	0		0	Forehand winners	0	0		0
0	0		0	Backhand winners	0	0		0
0	0		0	Forced errors	0	0		0
4	0		4	Unforced errors	5	2		7
0/0	0/0		0/0	Net points won	0/0	0/0		0/0
(0%)	(0%)		(0%)		(0%)	(0%)		(0%)
41	29		70	Total points won	35	12		47

	1set							2set				
MARIPA Evans	1*1	2*3	3*3	4*4	5*5	6*7		1*2	3*4	5*6		
KHLONGRUA Suthi (BPC)	*0	1*1	1*2	3*3	4*4	5*5	5	*0	0*0	0*0	0	0

Note:
Total winners is the sum of total aces, service winners, forehand winners and backhand winners.

Legend:
BPC Bipartite Commission Place W Winner * Server



Scorecard - Singles

Cartão de resultados - simples

W	MARIPA Evans	RSA	7	6
	KHLONGRUA Suthi (BPC)	THA	5	0
Match duration: 1h14min			48min	26min

Court	Court 4	Scoring Rule	Normal 3 Set Match
Chair Umpire	CINKO Adelka (CRO)	Match Code	MS106
Started	15:07	Finished	16:21

1st Set

Game	Serving	EvMa	SuKh
Game 1	Suthi Khlongrua	1	0
Game 2	Evans Maripa	1	1
Game 3	Suthi Khlongrua	2	1
Game 4	Evans Maripa	3	1
Game 5	Suthi Khlongrua	3	2
Game 6	Evans Maripa	3	3
Game 7	Suthi Khlongrua	4	3
Game 8	Evans Maripa	4	4
Game 9	Suthi Khlongrua	5	4
Game 10	Evans Maripa	5	5
Game 11	Suthi Khlongrua	6	5



Scorecard - Singles
Cartão de resultados - simples

Game 12: Evans Maripa Serving

														EvMa	SuKh	
															7	5
69	70	71	72	73	74	75	76									

2nd Set

Game 1: Suthi Khlongrua Serving

														EvMa	SuKh	
															1	0
77	78	79	80	81	82	83	84	85	86	87	88					

Game 2: Evans Maripa Serving

														EvMa	SuKh	
															2	0
89	90	91	92	93												

Game 3: Suthi Khlongrua Serving

														EvMa	SuKh	
															3	0
94	95	96	97	98												

Game 4: Evans Maripa Serving

														EvMa	SuKh	
															4	0
99	100	101	102	103												

Game 5: Suthi Khlongrua Serving

														EvMa	SuKh	
															5	0
104	105	106	107	108	109	110	111	112	113							

Game 6: Evans Maripa Serving

														EvMa	SuKh	
															6	0
114	115	116	117													

Legend:							
	Bipartite Commission Place		Winner		Double fault		Point to receiver - 2nd serve
	Point to server - 2nd serve		Ace - 1st Server		Point to receiver - 1st serve		Point to server - 1st serve
	Service Break						



Match Statistics

Estadísticas da partida

	BEDARD Philippe (BPC)	CAN	0	1
W	PHILLIPSON David	GBR	6	6
Match duration: 0h46min			22min	24min

Court 5

Chair Umpire: WEISS Manuel (AUT)

BEDARD Philippe (BPC)				PHILLIPSON David				
1set	2set	3set	Total		1set	2set	3set	Total
0	0		0	Total aces	1	0		1
4	2		6	Double faults	2	1		3
0	0		0	Service winners	0	0		0
4/20	11/17		15/37	1st serve	16/20	17/25		33/45
(20%)	(65%)		(41%)		(80%)	(68%)		(73%)
0	0		0	Aces on 1st serve	1	0		1
3/4	6/11		9/15	Points won on 1st serve	13/16	14/17		27/33
(75%)	(55%)		(60%)		(81%)	(82%)		(82%)
12/16	4/6		16/22	2nd Serve	2/4	7/8		9/12
(75%)	(67%)		(73%)		(50%)	(88%)		(75%)
0	0		0	Aces on 2nd Serve	0	0		0
4/16	1/6		5/22	Points won on 2nd serve	1/4	4/8		5/12
(25%)	(17%)		(23%)		(25%)	(50%)		(42%)
6/20	7/25		13/45	Receiving points won	13/20	10/17		23/37
(30%)	(28%)		(29%)		(65%)	(59%)		(62%)
0/0	0/1		0/1	Break point conversions	3/4	2/2		5/6
(0%)	(0%)		(0%)		(75%)	(100%)		(83%)
0	0		0	Total winners	1	0		1
0	0		0	Forehand winners	0	0		0
0	0		0	Backhand winners	0	0		0
0	0		0	Forced errors	0	0		0
4	2		6	Unforced errors	2	1		3
0/0	0/0		0/0	Net points won	0/0	0/0		0/0
(0%)	(0%)		(0%)		(0%)	(0%)		(0%)
13	14		27	Total points won	27	28		55

	1set				2set			
BEDARD Philippe (BPC)	0	*0	0	*0	0	*0	0	*0
PHILLIPSON David	*1	2	*3	4	*5	6	*1	1



Match Statistics

Estatísticas da partida

Note:
Total winners is the sum of total aces, service winners, forehand winners and backhand winners.

Legend:
BPC Bipartite Commission Place W Winner * Server

Only chair umpire statistics recorded for this match.



Scorecard - Singles

Cartão de resultados - simples

	BEDARD Philippe (BPC)	CAN	0	1
W	PHILLIPSON David	GBR	6	6
Match duration: 0h46min			22min	24min

Court	Court 5	Scoring Rule	Normal 3 Set Match
Chair Umpire	WEISS Manuel (AUT)	Match Code	MS102
Started	16:13	Finished	16:58

1st Set

Game 1: David Phillipson Serving													PhBe	DaPh
													0	1
1	2	3	4											
Game 2: Philippe Bedard Serving													PhBe	DaPh
													0	2
5	6	7	8	9	10	11	12							
Game 3: David Phillipson Serving													PhBe	DaPh
													0	3
13	14	15	16	17	18	19	20							
Game 4: Philippe Bedard Serving													PhBe	DaPh
													0	4
21	22	23	24	25	26									
Game 5: David Phillipson Serving													PhBe	DaPh
													0	5
27	28	29	30	31	32	33	34							
Game 6: Philippe Bedard Serving													PhBe	DaPh
													0	6
35	36	37	38	39	40									

2nd Set






















Game 1: David Phillipson Serving													PhBe	DaPh
													0	1
41	42	43	44	45	46									
Game 2: Philippe Bedard Serving													PhBe	DaPh
													1	1
47	48	49	50	51	52									
Game 3: David Phillipson Serving													PhBe	DaPh
													1	2
53	54	55	56											
Game 4: Philippe Bedard Serving													PhBe	DaPh
													1	3
57	58	59	60	61										
Game 5: David Phillipson Serving													PhBe	DaPh
													1	4
62	63	64	65	66	67	68	69	70	71					





















Scorecard - Singles










Cartão de resultados - simples

Game 6: Philippe Bedard Serving

																				PhBe	DaPh	
72	73	74	75	76	77																1	

Game 7: David Phillipson Serving

																				PhBe	DaPh	
78	79	80	81	82																	1	6

Legend:	 Bipartite Commission Place	 Winner	 Double fault	 Point to receiver - 2nd serve
 Point to server - 2nd serve	 Ace - 1st Server	 Point to receiver - 1st serve	 Point to server - 1st serve	
 Service Break				



Match Statistics

Estatísticas da partida

	OQUENDO Eliecer (BPC)	COL	0	2
W	CATTANEO Frederic (14)	FRA	6	6
Match duration: 0h46min			20min	26min

Court 3

Chair Umpire: LAKHDHAR Yassine (TUN)

OQUENDO Eliecer (BPC)				CATTANEO Frederic (14)				
1set	2set	3set	Total		1set	2set	3set	Total
0	1		1	Total aces	0	1		1
3	5		8	Double faults	1	1		2
0	0		0	Service winners	0	0		0
8/23	11/22		19/45	1st serve	14/17	21/27		35/44
(35%)	(50%)		(42%)		(82%)	(78%)		(80%)
0	1		1	Aces on 1st serve	0	0		0
4/8	6/11		10/19	Points won on 1st serve	12/14	13/21		25/35
(50%)	(55%)		(53%)		(86%)	(62%)		(71%)
12/15	6/11		18/26	2nd Serve	2/3	5/6		7/9
(80%)	(55%)		(69%)		(67%)	(83%)		(78%)
0	0		0	Aces on 2nd Serve	0	1		1
4/15	1/11		5/26	Points won on 2nd serve	1/3	3/6		4/9
(27%)	(9%)		(19%)		(33%)	(50%)		(44%)
4/17	11/27		15/44	Receiving points won	15/23	15/22		30/45
(24%)	(41%)		(34%)		(65%)	(68%)		(67%)
0/0	1/3		1/3	Break point conversions	3/4	3/3		6/7
(0%)	(33%)		(33%)		(75%)	(100%)		(86%)
0	1		1	Total winners	0	1		1
0	0		0	Forehand winners	0	0		0
0	0		0	Backhand winners	0	0		0
0	0		0	Forced errors	0	0		0
3	5		8	Unforced errors	1	1		2
0/0	0/0		0/0	Net points won	0/0	0/0		0/0
(0%)	(0%)		(0%)		(0%)	(0%)		(0%)
12	18		30	Total points won	28	31		59

	1set					2set								
OQUENDO Eliecer (BPC)	*0	0	*0	0	*0	0	*1	1	*1	1	*1	2	*2	2
CATTANEO Frederic (14)	1	*2	3	*4	5	*6	0	*1	2	*3	4	*4	5	*6



Match Statistics

Estatísticas da partida

Note:
Total winners is the sum of total aces, service winners, forehand winners and backhand winners.

Legend:
BPC Bipartite Commission Place W Winner * Server

Only chair umpire statistics recorded for this match.



Match Statistics

Estatísticas da partida

W	SAIDA Satoshi	JPN	6	6
	BERDICHEVSKY Adam	ISR	1	2
Match duration: 1h05min			26min	39min

Court 4

Chair Umpire: DIAZ Carlos (COL)

SAIDA Satoshi				BERDICHEVSKY Adam			
1set	2set	3set	Total	1set	2set	3set	Total
0	0		0	Total aces	0	0	0
2	2		4	Double faults	3	3	6
0	0		0	Service winners	0	0	0
19/31	22/40		41/71	1st serve	7/13	10/18	17/31
(61%)	(55%)		(58%)		(54%)	(56%)	(55%)
0	0		0	Aces on 1st serve	0	0	0
14/19	13/22		27/41	Points won on 1st serve	0/7	4/10	4/17
(74%)	(59%)		(66%)		(0%)	(40%)	(24%)
10/12	16/18		26/30	2nd Serve	3/6	5/8	8/14
(83%)	(89%)		(87%)		(50%)	(63%)	(57%)
0	0		0	Aces on 2nd Serve	0	0	0
4/12	9/18		13/30	Points won on 2nd serve	1/6	2/8	3/14
(33%)	(50%)		(43%)		(17%)	(25%)	(21%)
12/13	12/18		24/31	Receiving points won	13/31	18/40	31/71
(92%)	(67%)		(77%)		(42%)	(45%)	(44%)
3/4	3/4		6/8	Break point conversions	1/4	1/6	2/10
(75%)	(75%)		(75%)		(25%)	(17%)	(20%)
0	0		0	Total winners	0	0	0
0	0		0	Forehand winners	0	0	0
0	0		0	Backhand winners	0	0	0
0	0		0	Forced errors	0	0	0
2	2		4	Unforced errors	3	3	6
0/0	0/0		0/0	Net points won	0/0	0/0	0/0
(0%)	(0%)		(0%)		(0%)	(0%)	(0%)
30	34		64	Total points won	14	24	38

	1set					2set				
SAIDA Satoshi	*1	2*2	3*4	5*6		1*1	2*3	4*5	5*6	
BERDICHEVSKY Adam	0*0	1*1	1*1	1		*0	1*1	1*1	1*2	2



Match Statistics

Estatísticas da partida

Note:
Total winners is the sum of total aces, service winners, forehand winners and backhand winners.

Legend:
W Winner * Server

Only chair umpire statistics recorded for this match.



Scorecard - Singles

Cartão de resultados - simples

	OUQUENDO Eliecer (BPC)	COL	0	2
W	CATTANEO Frederic (14)	FRA	6	6
Match duration: 0h46min			20min	26min

Court	Court 3	Scoring Rule	Normal 3 Set Match
Chair Umpire	LAKHDHAR Yassine (TUN)	Match Code	MS112
Started	16:57	Finished	17:43

1st Set

Game 1: Eliecer Oquendo Serving													EIOq	FrCa	☀
1	2	3	4	5									0	1	
Game 2: Frederic Cattaneo Serving													EIOq	FrCa	
6	7	8	9										0	2	
Game 3: Eliecer Oquendo Serving													EIOq	FrCa	☀
10	11	12	13	14	15	16	17	18	19				0	3	
Game 4: Frederic Cattaneo Serving													EIOq	FrCa	
20	21	22	23	24									0	4	
Game 5: Eliecer Oquendo Serving													EIOq	FrCa	☀
25	26	27	28	29	30	31	32						0	5	
Game 6: Frederic Cattaneo Serving													EIOq	FrCa	
33	34	35	36	37	38	39	40						0	6	

2nd Set

Game 1: Eliecer Oquendo Serving													EIOq	FrCa	
41	42	43	44	45	46								1	0	
Game 2: Frederic Cattaneo Serving													EIOq	FrCa	
47	48	49	50	51									1	1	
Game 3: Eliecer Oquendo Serving													EIOq	FrCa	☀
52	53	54	55										1	2	
Game 4: Frederic Cattaneo Serving													EIOq	FrCa	
56	57	58	59	60	61								1	3	
Game 5: Eliecer Oquendo Serving													EIOq	FrCa	☀
62	63	64	65	66	67	68	69						1	4	















































Scorecard - Singles
Cartão de resultados - simples
































W	SAIDA Satoshi	JPN	6	6
	BERDICHEVSKY Adam	ISR	1	2
Match duration: 1h05min			26min	39min

Court	Court 4	Scoring Rule	Normal 3 Set Match
Chair Umpire	DIAZ Carlos (COL)	Match Code	MS114
Started	16:41	Finished	17:46

1st Set

Game 1: Satoshi Saida Serving														SaSa	AdBe
														1	0
1	2	3	4	5											
Game 2: Adam Berdichevsky Serving														SaSa	AdBe
														2	0
6	7	8	9												
Game 3: Satoshi Saida Serving														SaSa	AdBe
														2	1
10	11	12	13	14	15										
Game 4: Adam Berdichevsky Serving														SaSa	AdBe
														3	1
16	17	18	19	20											
Game 5: Satoshi Saida Serving														SaSa	AdBe
														4	1
21	22	23	24	25	26	27	28	29	30						
Game 6: Adam Berdichevsky Serving														SaSa	AdBe
														5	1
31	32	33	34												
Game 7: Satoshi Saida Serving														SaSa	AdBe
														6	1
35	36	37	38	39	40	41	42	43	44						

2nd Set

Game 1: Adam Berdichevsky Serving														SaSa	AdBe
														1	0
45	46	47	48	49											
Game 2: Satoshi Saida Serving														SaSa	AdBe
														1	1
50	51	52	53	54	55	56	57	58	59	60	61	62	63	64	65
Game 3: Adam Berdichevsky Serving														SaSa	AdBe
														2	1
66	67	68	69	70											
Game 4: Satoshi Saida Serving														SaSa	AdBe
														3	1
71	72	73	74	75	76	77	78								



Scorecard - Singles

Cartão de resultados - simples




Game 5: Adam Berdichevsky Serving

																							SaSa	AdBe		
79	80	81	82																					4	1	
























Game 6: Satoshi Saida Serving

																							SaSa	AdBe	
83	84	85	86	87	88	89	90	91	92															5	1







Game 7: Adam Berdichevsky Serving

																							SaSa	AdBe	
93	94	95	96																					5	2

Game 8: Satoshi Saida Serving

																							SaSa	AdBe	
97	98	99	100	101	102																			6	2

Legend:

W	Winner		Point to receiver - 1st serve		Point to server - 1st serve		Point to receiver - 2nd serve		Point to server - 2nd serve
	Double fault		Service Break						



Match Statistics

Estatísticas da partida

	DENAYER Mike	BEL	2	2
W	WALLIN Dan	SWE	6	6
Match duration: 0h59min			29min	30min

Court 8

Chair Umpire: LEAK Robert (AUS)

DENAYER Mike				WALLIN Dan				
1set	2set	3set	Total		1set	2set	3set	Total
1	0		1	Total aces	1	3		4
3	4		7	Double faults	4	1		5
0	0		0	Service winners	0	0		0
13/23	16/26		29/49	1st serve	24/36	20/31		44/67
(57%)	(62%)		(59%)		(67%)	(65%)		(66%)
1	0		1	Aces on 1st serve	1	3		4
6/13	7/16		13/29	Points won on 1st serve	15/24	11/20		26/44
(46%)	(44%)		(45%)		(63%)	(55%)		(59%)
7/10	6/10		13/20	2nd Serve	8/12	10/11		18/23
(70%)	(60%)		(65%)		(67%)	(91%)		(78%)
0	0		0	Aces on 2nd Serve	0	0		0
2/10	3/10		5/20	Points won on 2nd serve	5/12	7/11		12/23
(20%)	(30%)		(25%)		(42%)	(64%)		(52%)
16/36	13/31		29/67	Receiving points won	15/23	16/26		31/49
(44%)	(42%)		(43%)		(65%)	(62%)		(63%)
1/5	1/4		2/9	Break point conversions	3/5	3/5		6/10
(20%)	(25%)		(22%)		(60%)	(60%)		(60%)
1	0		1	Total winners	1	3		4
0	0		0	Forehand winners	0	0		0
0	0		0	Backhand winners	0	0		0
0	0		0	Forced errors	0	0		0
3	4		7	Unforced errors	4	1		5
0/0	0/0		0/0	Net points won	0/0	0/0		0/0
(0%)	(0%)		(0%)		(0%)	(0%)		(0%)
24	23		47	Total points won	35	34		69

	1set						2set					
DENAYER Mike	0	*0	0	*0	0	*1	2	*2				
WALLIN Dan	*1	2	*3	4	*5	5	*5	6				



Match Statistics

Estatísticas da partida

Note:
Total winners is the sum of total aces, service winners, forehand winners and backhand winners.

Legend:
W Winner * Server

Only chair umpire statistics recorded for this match.



Scorecard - Singles

Cartão de resultados - simples

	DENAYER Mike	BEL	2	2
W	WALLIN Dan	SWE	6	6
Match duration: 0h59min			29min	30min

Court	Court 8	Scoring Rule	Normal 3 Set Match
Chair Umpire	LEAK Robert (AUS)	Match Code	MS110
Started	17:05	Finished	18:04

1st Set

Game	Serving	Points	MiDe	DaWa
Game 1	Dan Wallin	1-14	0	1
Game 2	Mike Denayer	15-22	0	2
Game 3	Dan Wallin	23-28	0	3
Game 4	Mike Denayer	29-32	0	4
Game 5	Dan Wallin	33-40	0	5
Game 6	Mike Denayer	41-46	1	5
Game 7	Dan Wallin	47-54	2	5
Game 8	Mike Denayer	55-59	2	6

2nd Set

Game	Serving	Points	MiDe	DaWa
Game 1	Dan Wallin	60-64	1	0
Game 2	Mike Denayer	65-72	2	0
Game 3	Dan Wallin	73-76	2	1



Scorecard - Singles

Cartão de resultados - simples

Game 4: Mike Denayer Serving

														MiDe	DaWa	
														2	2	
77	78	79	80	81	82											

Game 5: Dan Wallin Serving

														MiDe	DaWa	
														2	3	
83	84	85	86	87	88	89	90	91	92							

Game 6: Mike Denayer Serving

														MiDe	DaWa	
														2	4	
93	94	95	96													

Game 7: Dan Wallin Serving

														MiDe	DaWa	
														2	5	
97	98	99	100	101	102	103	104	105	106	107	108					

Game 8: Mike Denayer Serving

														MiDe	DaWa	
														2	6	
109	110	111	112	113	114	115	116									

Legend:					
	Winner		Double fault		Point to receiver - 2nd serve
	Ace - 1st Server		Point to receiver - 1st serve		Point to server - 1st serve
					Service Break



Match Statistics

Estatísticas da partida

	LEGNER Martin	AUT	1	3
W	IM Ho Won (BPC)	KOR	6	6
Match duration: 0h59min			23min	36min

Court 5

Chair Umpire: BAGDASAROV Alexander (UZB)

LEGNER Martin				IM Ho Won (BPC)			
1set	2set	3set	Total	1set	2set	3set	Total
0	0		0	Total aces	0	0	0
0	0		0	Double faults	1	2	3
0	0		0	Service winners	0	0	0
15/24	14/23		29/47	1st serve	9/16	24/37	33/53
(63%)	(61%)		(62%)		(56%)	(65%)	(62%)
0	0		0	Aces on 1st serve	0	0	0
4/15	6/14		10/29	Points won on 1st serve	5/9	13/24	18/33
(27%)	(43%)		(34%)		(56%)	(54%)	(55%)
9/9	9/9		18/18	2nd Serve	6/7	11/13	17/20
(100%)	(100%)		(100%)		(86%)	(85%)	(85%)
0	0		0	Aces on 2nd Serve	0	0	0
2/9	2/9		4/18	Points won on 2nd serve	4/7	7/13	11/20
(22%)	(22%)		(22%)		(57%)	(54%)	(55%)
7/16	17/37		24/53	Receiving points won	18/24	15/23	33/47
(44%)	(46%)		(45%)		(75%)	(65%)	(70%)
1/1	2/3		3/4	Break point conversions	4/4	3/7	7/11
(100%)	(67%)		(75%)		(100%)	(43%)	(64%)
0	0		0	Total winners	0	0	0
0	0		0	Forehand winners	0	0	0
0	0		0	Backhand winners	0	0	0
0	0		0	Forced errors	0	0	0
0	0		0	Unforced errors	1	2	3
0/0	0/0		0/0	Net points won	0/0	0/0	0/0
(0%)	(0%)		(0%)		(0%)	(0%)	(0%)
13	25		38	Total points won	27	35	62

	1set					2set						
LEGNER Martin	*0	0	*0	0	*0	1	*1	2	*3	3	*3	3
IM Ho Won (BPC)	1	*2	3	*4	5	*5	6	*1	2	*2	3	*3



Match Statistics

Estatísticas da partida

Note:
Total winners is the sum of total aces, service winners, forehand winners and backhand winners.

Legend:
BPC Bipartite Commission Place W Winner * Server

Only chair umpire statistics recorded for this match.



Scorecard - Singles

Cartão de resultados - simples

	LEGNER Martin	AUT	1	3
W	IM Ho Won (BPC)	KOR	6	6
Match duration: 0h59min			23min	36min

Court	Court 5	Scoring Rule	Normal 3 Set Match
Chair Umpire	BAGDASAROV Alexander (UZB)	Match Code	MS111
Started	17:20	Finished	18:20

1st Set

Game 1: Martin Legner Serving													MaLe	Holm	
													0	1	☀
1	2	3	4	5											
Game 2: Ho Won Im Serving													MaLe	Holm	
													0	2	
6	7	8	9	10											
Game 3: Martin Legner Serving													MaLe	Holm	
													0	3	☀
11	12	13	14	15	16	17	18	19	20						
Game 4: Ho Won Im Serving													MaLe	Holm	
													0	4	
21	22	23	24	25	26										
Game 5: Martin Legner Serving													MaLe	Holm	
													0	5	☀
27	28	29	30												
Game 6: Ho Won Im Serving													MaLe	Holm	
													1	5	☀
31	32	33	34	35											
Game 7: Martin Legner Serving													MaLe	Holm	
													1	6	☀
36	37	38	39	40											

2nd Set

Game 1: Ho Won Im Serving													MaLe	Holm	
													0	1	
41	42	43	44	45	46	47	48	49	50						
Game 2: Martin Legner Serving													MaLe	Holm	
													0	2	☀
51	52	53	54	55	56										
Game 3: Ho Won Im Serving													MaLe	Holm	
													1	2	☀
57	58	59	60	61	62										
Game 4: Martin Legner Serving													MaLe	Holm	
													1	3	☀
63	64	65	66												



Scorecard - Singles
Cartão de resultados - simples

Game 5: Ho Won Im Serving														MaLe	Holm		
															2	3	
67	68	69	70	71	72	73	74	75	76								
Game 6: Martin Legner Serving														MaLe	Holm		
															3	3	
77	78	79	80	81	82	83	84										
Game 7: Ho Won Im Serving														MaLe	Holm		
															3	4	
85	86	87	88	89													
Game 8: Martin Legner Serving														MaLe	Holm		
															3	5	
90	91	92	93	94													
Game 9: Ho Won Im Serving														MaLe	Holm		
															3	6	
95	96	97	98	99	100												

Legend:

	Bipartite Commission Place	W	Winner		Double fault		Point to receiver - 2nd serve
	Point to server - 2nd serve		Point to receiver - 1st serve		Point to server - 1st serve		Service Break



Match Statistics

Estatísticas da partida

	SANTOS Carlos	BRA	1	4
W	de la PUENTE Martin	ESP	6	6
Match duration: 1h30min			39min	51min

Centre Court

Chair Umpire: ZALOGA Gabriela (POL)

SANTOS Carlos				de la PUENTE Martin			
1set	2set	3set	Total	1set	2set	3set	Total
0	1		1	Total aces	1	1	2
3	3		6	Double faults	5	3	8
0	0		0	Service winners	0	0	0
11/21	16/28		27/49	1st serve	27/40	25/40	52/80
(52%)	(57%)		(55%)		(68%)	(63%)	(65%)
0	1		1	Aces on 1st serve	1	1	2
6/11	12/16		18/27	Points won on 1st serve	21/27	16/25	37/52
(55%)	(75%)		(67%)		(78%)	(64%)	(71%)
7/10	9/12		16/22	2nd Serve	8/13	12/15	20/28
(70%)	(75%)		(73%)		(62%)	(80%)	(71%)
0	0		0	Aces on 2nd Serve	0	0	0
3/10	3/12		6/22	Points won on 2nd serve	4/13	7/15	11/28
(30%)	(25%)		(27%)		(31%)	(47%)	(39%)
15/40	17/40		32/80	Receiving points won	12/21	13/28	25/49
(38%)	(43%)		(40%)		(57%)	(46%)	(51%)
0/5	1/4		1/9	Break point conversions	2/3	2/4	4/7
(0%)	(25%)		(11%)		(67%)	(50%)	(57%)
5	11		16	Total winners	7	8	15
3	6		9	Forehand winners	5	5	10
2	4		6	Backhand winners	1	2	3
12	13		25	Forced errors	7	10	17
18	15		33	Unforced errors	12	11	23
1/4	1/4		2/8	Net points won	6/9	2/3	8/12
(25%)	(25%)		(25%)		(67%)	(67%)	(67%)
24	32		56	Total points won	37	36	73

	1set					2set										
SANTOS Carlos	0*	0	0*	1	1*	1	1	*0	0*	1	2*	2	3	3*	4	4
de la PUENTE Martin	*1	2	*3	3*	4	5*	6	1	*2	2*	2	3*	4	4*	5*	6

Note:

Total winners is the sum of total aces, service winners, forehand winners and backhand winners.

Legend:

W Winner * Server



Scorecard - Singles

Cartão de resultados - simples

	SANTOS Carlos	BRA	1	4
W	de la PUENTE Martin	ESP	6	6
Match duration: 1h30min			39min	51min

Court	Centre Court	Scoring Rule	Normal 3 Set Match
Chair Umpire	ZALOGA Gabriela (POL)	Match Code	MS115
Started	20:20	Finished	21:51

1st Set

Game	Serving	CaSa	Made
Game 1	Martin de la Puente	0	1
Game 2	Carlos Santos	0	2
Game 3	Martin de la Puente	0	3
Game 4	Carlos Santos	1	3
Game 5	Martin de la Puente	1	4
Game 6	Carlos Santos	1	5
Game 7	Martin de la Puente	1	6

2nd Set

Game	Serving	CaSa	Made
Game 1	Carlos Santos	0	1
Game 2	Martin de la Puente	0	2
Game 3	Carlos Santos	1	2



Match Statistics

Estadísticas da partida

W	HOUDET Stephane (1)	FRA	6	6
	PHILLIPSON David	GBR	1	2
Match duration: 0h57min			24min	33min

Court 3

Chair Umpire: DAMASKE Christoph (GER)

HOUDET Stephane (1)				PHILLIPSON David				
1set	2set	3set	Total		1set	2set	3set	Total
0	0		0	Total aces	0	0		0
3	2		5	Double faults	2	2		4
0	0		0	Service winners	0	0		0
11/20	11/23		22/43	1st serve	20/31	19/32		39/63
(55%)	(48%)		(51%)		(65%)	(59%)		(62%)
0	0		0	Aces on 1st serve	0	0		0
9/11	9/11		18/22	Points won on 1st serve	8/20	10/19		18/39
(82%)	(82%)		(82%)		(40%)	(53%)		(46%)
6/9	10/12		16/21	2nd Serve	9/11	11/13		20/24
(67%)	(83%)		(76%)		(82%)	(85%)		(83%)
0	0		0	Aces on 2nd Serve	0	0		0
4/9	4/12		8/21	Points won on 2nd serve	3/11	1/13		4/24
(44%)	(33%)		(38%)		(27%)	(8%)		(17%)
20/31	21/32		41/63	Receiving points won	7/20	10/23		17/43
(65%)	(66%)		(65%)		(35%)	(43%)		(40%)
4/7	4/7		8/14	Break point conversions	1/5	2/3		3/8
(57%)	(57%)		(57%)		(20%)	(67%)		(38%)
0	0		0	Total winners	0	0		0
0	0		0	Forehand winners	0	0		0
0	0		0	Backhand winners	0	0		0
0	0		0	Forced errors	0	0		0
3	2		5	Unforced errors	2	2		4
0/0	0/0		0/0	Net points won	0/0	0/0		0/0
(0%)	(0%)		(0%)		(0%)	(0%)		(0%)
33	34		67	Total points won	18	21		39

	1set					2set								
HOUDET Stephane (1)	1*	1	2*	3	4*	5	6	1*	2*	2	3*	4*	5	6
PHILLIPSON David	*0	1	*1	1	*1	1	*1	0	*0	1	*1	2	*2	2

Note:

Total winners is the sum of total aces, service winners, forehand winners and backhand winners.

Legend:

W Winner * Server



Match Statistics

Estatísticas da partida

	KRUSZELNICKI Tadeusz	POL	2	0
W	SCHEFFERS Maikel (8)	NED	6	6
Match duration: 0h59min			30min	28min

Court 9

Chair Umpire: NICOLELLA Vincenzo (ITA)

KRUSZELNICKI Tadeusz				SCHEFFERS Maikel (8)				
1set	2set	3set	Total		1set	2set	3set	Total
1	0		1	Total aces	0	0		0
3	8		11	Double faults	0	1		1
0	0		0	Service winners	0	0		0
12/20	10/25		22/45	1st serve	19/25	10/17		29/42
(60%)	(40%)		(49%)		(76%)	(59%)		(69%)
1	0		1	Aces on 1st serve	0	0		0
9/12	5/10		14/22	Points won on 1st serve	15/19	7/10		22/29
(75%)	(50%)		(64%)		(79%)	(70%)		(76%)
5/8	7/15		12/23	2nd Serve	6/6	6/7		12/13
(63%)	(47%)		(52%)		(100%)	(86%)		(92%)
0	0		0	Aces on 2nd Serve	0	0		0
2/8	4/15		6/23	Points won on 2nd serve	3/6	5/7		8/13
(25%)	(27%)		(26%)		(50%)	(71%)		(62%)
7/25	5/17		12/42	Receiving points won	9/20	16/25		25/45
(28%)	(29%)		(29%)		(45%)	(64%)		(56%)
0/1	0/0		0/1	Break point conversions	2/2	3/6		5/8
(0%)	(0%)		(0%)		(100%)	(50%)		(63%)
1	0		1	Total winners	0	0		0
0	0		0	Forehand winners	0	0		0
0	0		0	Backhand winners	0	0		0
0	0		0	Forced errors	0	0		0
3	8		11	Unforced errors	0	1		1
0/0	0/0		0/0	Net points won	0/0	0/0		0/0
(0%)	(0%)		(0%)		(0%)	(0%)		(0%)
18	14		32	Total points won	27	28		55

	1set						2set					
KRUSZELNICKI Tadeusz	*0	0	*1	1	*1	1	*2	2	*3	3	*4	4
SCHEFFERS Maikel (8)	1	*2	2	*3	3	*4	4	*5	5	*6	6	*7



Match Statistics

Estatísticas da partida

Note:
Total winners is the sum of total aces, service winners, forehand winners and backhand winners.

Legend:
W Winner * Server

Only chair umpire statistics recorded for this match.



Match Statistics

Estatísticas da partida

W	KUNIEDA Shingo (6)	JPN	6	6
	RODRIGUES Daniel	BRA	2	1
Match duration: 1h11min			38min	33min

Centre Court

Chair Umpire: VREG Anja (SLO)

KUNIEDA Shingo (6)				RODRIGUES Daniel			
1set	2set	3set	Total	1set	2set	3set	Total
0	1		1	Total aces	0	0	0
1	0		1	Double faults	1	0	1
0	0		0	Service winners	0	0	0
17/23	20/23		37/46	1st serve	19/24	12/14	31/38
(74%)	(87%)		(80%)		(79%)	(86%)	(82%)
0	1		1	Aces on 1st serve	0	0	0
11/17	12/20		23/37	Points won on 1st serve	9/19	2/12	11/31
(65%)	(60%)		(62%)		(47%)	(17%)	(35%)
5/6	3/3		8/9	2nd Serve	4/5	2/2	6/7
(83%)	(100%)		(89%)		(80%)	(100%)	(86%)
0	0		0	Aces on 2nd Serve	0	0	0
4/6	3/3		7/9	Points won on 2nd serve	0/5	0/2	0/7
(67%)	(100%)		(78%)		(0%)	(0%)	(0%)
15/24	12/14		27/38	Receiving points won	8/23	8/23	16/46
(63%)	(86%)		(71%)		(35%)	(35%)	(35%)
3/4	3/3		6/7	Break point conversions	1/3	1/1	2/4
(75%)	(100%)		(86%)		(33%)	(100%)	(50%)
8	8		16	Total winners	6	5	11
4	1		5	Forehand winners	2	1	3
4	6		10	Backhand winners	4	4	8
5	0		5	Forced errors	9	4	13
6	5		11	Unforced errors	13	15	28
3/5	3/5		6/10	Net points won	0/2	1/1	1/3
(60%)	(60%)		(60%)		(0%)	(100%)	(33%)
30	27		57	Total points won	17	10	27

	1set						2set								
KUNIEDA Shingo (6)	*1	1	*2	3	*4	5	*5	6	*1	2	*3	4	*4	5	*6
RODRIGUES Daniel	0	*1	1	*1	1	*1	2	*2	0	*0	0	*0	1	*1	1

Note:

Total winners is the sum of total aces, service winners, forehand winners and backhand winners.

Legend:

W Winner * Server



Match Statistics

Estatísticas da partida

W	DONG Shunjiang	CHN	6	6
	EGBERINK Tom (11)	NED	1	1
Match duration: 1h03min			29min	34min

Court 8

Chair Umpire: WEISS Manuel (AUT)

DONG Shunjiang				EGBERINK Tom (11)			
1set	2set	3set	Total	1set	2set	3set	Total
2	1		3	Total aces	0	0	0
3	2		5	Double faults	4	2	6
0	0		0	Service winners	0	0	0
18/30	12/17		30/47	1st serve	8/15	21/29	29/44
(60%)	(71%)		(64%)		(53%)	(72%)	(66%)
2	1		3	Aces on 1st serve	0	0	0
12/18	8/12		20/30	Points won on 1st serve	5/8	7/21	12/29
(67%)	(67%)		(67%)		(63%)	(33%)	(41%)
9/12	3/5		12/17	2nd Serve	3/7	6/8	9/15
(75%)	(60%)		(71%)		(43%)	(75%)	(60%)
0	0		0	Aces on 2nd Serve	0	0	0
7/12	2/5		9/17	Points won on 2nd serve	1/7	2/8	3/15
(58%)	(40%)		(53%)		(14%)	(25%)	(20%)
9/15	20/29		29/44	Receiving points won	11/30	7/17	18/47
(60%)	(69%)		(66%)		(37%)	(41%)	(38%)
2/3	4/8		6/11	Break point conversions	0/4	1/2	1/6
(67%)	(50%)		(55%)		(0%)	(50%)	(17%)
2	1		3	Total winners	0	0	0
0	0		0	Forehand winners	0	0	0
0	0		0	Backhand winners	0	0	0
0	0		0	Forced errors	0	0	0
3	2		5	Unforced errors	4	2	6
0/0	0/0		0/0	Net points won	0/0	0/0	0/0
(0%)	(0%)		(0%)		(0%)	(0%)	(0%)
28	30		58	Total points won	17	16	33

	1set					2set								
DONG Shunjiang	*1	1	*2	3	*4	5	*6	1	*2	3	*3	4	*5	6
EGBERINK Tom (11)	0	*1	1	*1	1	*1	1	*0	0	*0	1	*1	1	*1



Match Statistics

Estatísticas da partida

Note:
Total winners is the sum of total aces, service winners, forehand winners and backhand winners.

Legend:
W Winner * Server

Only chair umpire statistics recorded for this match.



Match Statistics

Estadísticas da partida

W	JEREMIASZ Michael (16)	FRA	6	6
	NEMETH Roland (BPC)	HUN	1	2
Match duration: 1h01min			24min	37min

Court 4

Chair Umpire: da FONTE MAIA Rafael (BRA)

JEREMIASZ Michael (16)				NEMETH Roland (BPC)				
1set	2set	3set	Total		1set	2set	3set	Total
0	2		2	Total aces	1	1		2
1	0		1	Double faults	2	5		7
0	0		0	Service winners	0	0		0
10/15	15/23		25/38	1st serve	12/28	11/27		23/55
(67%)	(65%)		(66%)		(43%)	(41%)		(42%)
0	1		1	Aces on 1st serve	0	1		1
8/10	11/15		19/25	Points won on 1st serve	5/12	6/11		11/23
(80%)	(73%)		(76%)		(42%)	(55%)		(48%)
4/5	8/8		12/13	2nd Serve	14/16	11/16		25/32
(80%)	(100%)		(92%)		(88%)	(69%)		(78%)
0	1		1	Aces on 2nd Serve	1	0		1
4/5	3/8		7/13	Points won on 2nd serve	7/16	5/16		12/32
(80%)	(38%)		(54%)		(44%)	(31%)		(38%)
16/28	16/27		32/55	Receiving points won	3/15	9/23		12/38
(57%)	(59%)		(58%)		(20%)	(39%)		(32%)
3/4	3/3		6/7	Break point conversions	0/0	1/2		1/2
(75%)	(100%)		(86%)		(0%)	(50%)		(50%)
0	2		2	Total winners	1	1		2
0	0		0	Forehand winners	0	0		0
0	0		0	Backhand winners	0	0		0
0	0		0	Forced errors	0	0		0
1	0		1	Unforced errors	2	5		7
0/0	0/0		0/0	Net points won	0/0	0/0		0/0
(0%)	(0%)		(0%)		(0%)	(0%)		(0%)
28	30		58	Total points won	15	20		35

	1set					2set									
JEREMIASZ Michael (16)	1	*2	3	*4	4	*5	6	*1	2	*3	3	*3	4	*5	6
NEMETH Roland (BPC)	*0	0	*0	0	*1	1	*1	0	*0	0	*1	2	*2	2	*2



Match Statistics

Estatísticas da partida

Note:
Total winners is the sum of total aces, service winners, forehand winners and backhand winners.

Legend:
BPC Bipartite Commission Place W Winner * Server

Only chair umpire statistics recorded for this match.



Match Statistics

Estatísticas da partida

	McCARROLL Marc	GBR	1	4
W	GERARD Joachim (2)	BEL	6	6
Match duration: 1h04min			23min	41min

Court 7

Chair Umpire: LAKHDHAR Yassine (TUN)

McCARROLL Marc				GERARD Joachim (2)				
1set	2set	3set	Total		1set	2set	3set	Total
0	0		0	Total aces	4	4		8
2	2		4	Double faults	3	2		5
0	0		0	Service winners	0	0		0
14/27	18/32		32/59	1st serve	10/18	19/38		29/56
(52%)	(56%)		(54%)		(56%)	(50%)		(52%)
0	0		0	Aces on 1st serve	4	2		6
3/14	9/18		12/32	Points won on 1st serve	8/10	10/19		18/29
(21%)	(50%)		(38%)		(80%)	(53%)		(62%)
11/13	12/14		23/27	2nd Serve	5/8	17/19		22/27
(85%)	(86%)		(85%)		(63%)	(89%)		(81%)
0	0		0	Aces on 2nd Serve	0	2		2
7/13	5/14		12/27	Points won on 2nd serve	4/8	10/19		14/27
(54%)	(36%)		(44%)		(50%)	(53%)		(52%)
6/18	18/38		24/56	Receiving points won	17/27	18/32		35/59
(33%)	(47%)		(43%)		(63%)	(56%)		(59%)
0/0	2/5		2/5	Break point conversions	3/5	3/9		6/14
(0%)	(40%)		(40%)		(60%)	(33%)		(43%)
0	0		0	Total winners	4	4		8
0	0		0	Forehand winners	0	0		0
0	0		0	Backhand winners	0	0		0
0	0		0	Forced errors	0	0		0
2	2		4	Unforced errors	3	2		5
0/0	0/0		0/0	Net points won	0/0	0/0		0/0
(0%)	(0%)		(0%)		(0%)	(0%)		(0%)
16	32		48	Total points won	29	38		67

	1set					2set									
McCARROLL Marc	*1	1	*1	1	*1	1	*1	2	*2	2	*2	2	*3	4	*4
GERARD Joachim (2)	0	*1	2	*3	4	*5	6	*1	1	*1	2	*3	4	*5	5



Match Statistics

Estatísticas da partida

Note:
Total winners is the sum of total aces, service winners, forehand winners and backhand winners.

Legend:
W Winner * Server

Only chair umpire statistics recorded for this match.



Scorecard - Singles
Cartão de resultados - simples

W	HOUDET Stephane (1)	FRA	6	6
	PHILLIPSON David	GBR	1	2
Match duration: 0h57min			24min	33min

Court	Court 3	Scoring Rule	Normal 3 Set Match
Chair Umpire	DAMASKE Christoph (GER)	Match Code	MS201
Started	11:13	Finished	12:10

1st Set
































































Game 1: David Phillipson Serving														StHo	DaPh		
															1	0	
1	2	3	4	5	6	7	8	9	10	11	12	13	14				
Game 2: Stephane Houdet Serving														StHo	DaPh		
															1	1	
15	16	17	18	19	20	21	22	23	24	25	26						
Game 3: David Phillipson Serving														StHo	DaPh		
															2	1	
27	28	29	30	31													
Game 4: Stephane Houdet Serving														StHo	DaPh		
															3	1	
32	33	34	35														
Game 5: David Phillipson Serving														StHo	DaPh		
															4	1	
36	37	38	39	40	41												
Game 6: Stephane Houdet Serving														StHo	DaPh		
															5	1	
42	43	44	45														
Game 7: David Phillipson Serving														StHo	DaPh		
															6	1	
46	47	48	49	50	51												




2nd Set

Game 1: Stephane Houdet Serving														StHo	DaPh			
															1	0		
52	53	54	55	56														
Game 2: David Phillipson Serving														StHo	DaPh			
															2	0		
57	58	59	60	61	62	63	64	65	66	67	68	69	70	71	72			
Game 3: Stephane Houdet Serving														StHo	DaPh			
															2	1		
73	74	75	76	77	78													
Game 4: David Phillipson Serving														StHo	DaPh			
															3	1		
79	80	81	82	83														



Scorecard - Singles
Cartão de resultados - simples

Game 5: Stephane Houdet Serving														StHo	DaPh		
															3	2	
84	85	86	87	88	89	90	91										
Game 6: David Phillipson Serving														StHo	DaPh		
															4	2	
92	93	94	95	96													
Game 7: Stephane Houdet Serving														StHo	DaPh		
															5	2	
97	98	99	100														
Game 8: David Phillipson Serving														StHo	DaPh		
															6	2	
101	102	103	104	105	106												

Legend:							
W	Winner		Double fault		Point to receiver - 2nd serve		Point to server - 2nd serve
	Point to receiver - 1st serve		Point to server - 1st serve		Service Break		



Scorecard - Singles
Cartão de resultados - simples

	KRUSZELNICKI Tadeusz	POL	2	0
W	SCHEFFERS Maikel (8)	NED	6	6
Match duration: 0h59min			30min	28min

Court	Court 9	Scoring Rule	Normal 3 Set Match
Chair Umpire	NICOLELLA Vincenzo (ITA)	Match Code	MS204
Started	11:12	Finished	12:10

1st Set

Game	Serving	TaKr	MaSc
Game 1	Tadeusz Kruszelnicki	0	1
Game 2	Maikel Scheffers	0	2
Game 3	Tadeusz Kruszelnicki	1	2
Game 4	Maikel Scheffers	1	3
Game 5	Tadeusz Kruszelnicki	1	4
Game 6	Maikel Scheffers	1	5
Game 7	Tadeusz Kruszelnicki	2	5
Game 8	Maikel Scheffers	2	6

2nd Set

Game	Serving	TaKr	MaSc
Game 1	Tadeusz Kruszelnicki	0	1
Game 2	Maikel Scheffers	0	2
Game 3	Tadeusz Kruszelnicki	0	3



Scorecard - Singles
Cartão de resultados - simples

Game 4: Maikel Scheffers Serving

														TaKr	MaSc	
															0	4
71	72	73	74	75												

Game 5: Tadeusz Kruszelnicki Serving

														TaKr	MaSc	
															0	5
76	77	78	79	80	81											

Game 6: Maikel Scheffers Serving

														TaKr	MaSc	
															0	6
82	83	84	85	86	87											

Legend:							
	Winner		Double fault		Point to receiver - 2nd serve		Point to server - 2nd serve
	Ace - 1st Server		Point to receiver - 1st serve		Point to server - 1st serve		Service Break



Scorecard - Singles
Cartão de resultados - simples

W	KUNIEDA Shingo (6)	JPN	6	6
	RODRIGUES Daniel	BRA	2	1
Match duration: 1h11min			38min	33min

Court	Centre Court	Scoring Rule	Normal 3 Set Match
Chair Umpire	VREG Anja (SLO)	Match Code	MS213
Started	11:04	Finished	12:15

1st Set

Game	Serving	ShKu	DaRo
Game 1	Shingo Kunieda	1	0
Game 2	Daniel Rodrigues	1	1
Game 3	Shingo Kunieda	2	1
Game 4	Daniel Rodrigues	3	1
Game 5	Shingo Kunieda	4	1
Game 6	Daniel Rodrigues	5	1
Game 7	Shingo Kunieda	5	2
Game 8	Daniel Rodrigues	6	2

2nd Set


























Game	Serving	ShKu	DaRo
Game 1	Shingo Kunieda	1	0
Game 2	Daniel Rodrigues	2	0
Game 3	Shingo Kunieda	3	0



Scorecard - Singles

Cartão de resultados - simples

Game 4: Daniel Rodrigues Serving

																																																																																																																																																																																																																																																																																																								<
--	---	---	---	---	---	---	---	---	---	---	---	---	---	---	---	---	---	---	---	---	---	---	---	---	---	---	---	---	---	---	---	---	---	---	---	---	---	---	---	---	---	---	---	---	---	---	---	---	---	---	---	---	---	---	---	---	---	---	---	---	---	---	---	---	---	---	---	---	---	---	---	---	---	---	---	---	---	---	---	---	---	---	---	---	---	---	---	---	---	---	---	---	---	---	---	---	---	---	---	---	---	---	---	---	---	---	---	---	---	---	---	---	---	---	---	---	---	---	---	---	---	---	---	---	---	---	---	---	---	---	---	---	---	---	---	---	---	---	---	---	---	---	---	---	---	---	---	---	---	---	---	---	---	---	---	---	---	---	---	--	--	--	--	--	--	--	--	--	--	--	--	--	--	--	--	--	--	--	--	--	--	--	--	--	--	--	--	--	--	--	--	--	--	--	--	--	--	--	--	--	--	--	--	--	--	--	--	--	--	--	--	--	--	--	--	--	--	--	--	--	--	--	--	--	--	--	--	--	--	--	--	--	--	--	--	--	--	--	--	--	--	--	--	--	--	--	--	--	--	--	--	--	--	--	--	--	--	--	--	--	--	--	--	--	--	--	--	--	--	--	--	--	--	--	--	--	--	--	--	--	--	--	--	--	--	--	--	--	--	--	--	--	--	--	--	---



Scorecard - Singles

Cartão de resultados - simples

W	DONG Shunjiang	CHN	6	6
	EGBERINK Tom (11)	NED	1	1
Match duration: 1h03min			29min	34min

Court	Court 8	Scoring Rule	Normal 3 Set Match
Chair Umpire	WEISS Manuel (AUT)	Match Code	MS214
Started	11:09	Finished	12:12

1st Set

Game	Serving	ShDo	ToEg
Game 1: Shunjiang Dong	Serving	1	0
Game 2: Tom Egberink	Serving	1	1
Game 3: Shunjiang Dong	Serving	2	1
Game 4: Tom Egberink	Serving	3	1
Game 5: Shunjiang Dong	Serving	4	1
Game 6: Tom Egberink	Serving	5	1
Game 7: Shunjiang Dong	Serving	6	1

2nd Set

Game 1: Tom Egberink	Serving	1	0
Game 2: Shunjiang Dong	Serving	2	0
Game 3: Tom Egberink	Serving	3	0
Game 4: Shunjiang Dong	Serving	3	1



Scorecard - Singles

Cartão de resultados - simples

Game 5: Tom Egberink Serving														ShDo	ToEg		
															4	1	
77	78	79	80	81													
Game 6: Shunjiang Dong Serving														ShDo	ToEg		
															5	1	
82	83	84	85	86	87												
Game 7: Tom Egberink Serving														ShDo	ToEg		
															6	1	
88	89	90	91														

Legend:							
W	Winner		Double fault		Point to receiver - 2nd serve		Point to server - 2nd serve
	Ace - 1st Server		Point to receiver - 1st serve		Point to server - 1st serve		Service Break



Scorecard - Singles

Cartão de resultados - simples

W	JEREMIASZ Michael (16)	FRA	6	6
	NEMETH Roland (BPC)	HUN	1	2
Match duration: 1h01min			24min	37min

Court	Court 4	Scoring Rule	Normal 3 Set Match
Chair Umpire	da FONTE MAIA Rafael (BRA)	Match Code	MS215
Started	11:13	Finished	12:14

1st Set

Game 1: Roland Nemeth Serving													MiJe	RoNe	☀
1	2	3	4	5	6								1	0	
Game 2: Michael Jeremiasz Serving													MiJe	RoNe	
7	8	9	10	11	12								2	0	
Game 3: Roland Nemeth Serving													MiJe	RoNe	☀
13	14	15	16	17	18	19	20						3	0	
Game 4: Michael Jeremiasz Serving													MiJe	RoNe	
21	22	23	24										4	0	
Game 5: Roland Nemeth Serving													MiJe	RoNe	
25	26	27	28	29	30	31	32						4	1	
Game 6: Michael Jeremiasz Serving													MiJe	RoNe	
33	34	35	36	37									5	1	
Game 7: Roland Nemeth Serving													MiJe	RoNe	☀
38	39	40	41	42	43								6	1	

























2nd Set

Game 1: Michael Jeremiasz Serving													MiJe	RoNe	
44	45	46	47										1	0	
Game 2: Roland Nemeth Serving													MiJe	RoNe	☀
48	49	50	51	52	53	54	55						2	0	
Game 3: Michael Jeremiasz Serving													MiJe	RoNe	
56	57	58	59	60	61	62	63	64	65				3	0	
Game 4: Roland Nemeth Serving													MiJe	RoNe	
66	67	68	69	70	71	72	73						3	1	



Scorecard - Singles
Cartão de resultados - simples

Game 5: Michael Jeremiasz Serving

																																																																																																																																																																																																																																																																																																													
--	---	---	---	---	---	---	---	---	---	---	---	---	---	--	---	---	---	---	---	---	---	---	---	---	---	---	---	---	---	---	---	---	---	---	---	---	---	---	---	---	---	---	---	---	---	---	---	---	---	---	---	---	---	---	---	---	---	---	---	---	---	---	---	---	---	---	---	---	---	---	---	---	---	---	---	---	---	---	---	---	---	---	---	---	---	---	---	---	---	---	---	---	---	---	---	---	---	---	---	---	---	---	---	---	---	---	---	---	---	---	---	---	---	---	---	---	---	---	---	---	---	---	---	---	---	---	---	---	---	---	---	---	---	---	---	---	---	---	---	---	---	---	---	---	---	---	---	---	---	---	---	---	---	---	---	--	--	--	--	--	--	--	--	--	--	--	--	--	--	--	--	--	--	--	--	--	--	--	--	--	--	--	--	--	--	--	--	--	--	--	--	--	--	--	--	--	--	--	--	--	--	--	--	--	--	--	--	--	--	--	--	--	--	--	--	--	--	--	--	--	--	--	--	--	--	--	--	--	--	--	--	--	--	--	--	--	--	--	--	--	--	--	--	--	--	--	--	--	--	--	--	--	--	--	--	--	--	--	--	--	--	--	--	--	--	--	--	--	--	--	--	--	--	--	--	--	--	--	--	--	--	--	--	--	--	--	--	--	--	--	--	--	--	--	--	--	--	--	--	--	--



Scorecard - Singles
Cartão de resultados - simples

	McCARROLL Marc	GBR	1	4
W	GERARD Joachim (2)	BEL	6	6
Match duration: 1h04min			23min	41min

Court	Court 7	Scoring Rule	Normal 3 Set Match
Chair Umpire	LAKHDHAR Yassine (TUN)	Match Code	MS216
Started	11:08	Finished	12:12

1st Set

Game 1: Marc McCarroll Serving												MaMc	JoGe
												1	0
1	2	3	4	5	6	7	8	9	10	11	12		
Game 2: Joachim Gerard Serving												MaMc	JoGe
												1	1
13	14	15	16	17	18								
Game 3: Marc McCarroll Serving												MaMc	JoGe
												1	2
19	20	21	22	23									
Game 4: Joachim Gerard Serving												MaMc	JoGe
												1	3
24	25	26	27	28	29								
Game 5: Marc McCarroll Serving												MaMc	JoGe
												1	4
30	31	32	33	34									
Game 6: Joachim Gerard Serving												MaMc	JoGe
												1	5
35	36	37	38	39	40								
Game 7: Marc McCarroll Serving												MaMc	JoGe
												1	6
41	42	43	44	45									

2nd Set

Game 1: Joachim Gerard Serving												MaMc	JoGe
												0	1
46	47	48	49	50	51	52	53	54	55	56	57		
Game 2: Marc McCarroll Serving												MaMc	JoGe
												1	1
58	59	60	61	62	63	64	65						
Game 3: Joachim Gerard Serving												MaMc	JoGe
												2	1
66	67	68	69	70									
Game 4: Marc McCarroll Serving												MaMc	JoGe
												2	2
71	72	73	74										



Scorecard - Singles

Cartão de resultados - simples

Game 5: Joachim Gerard Serving														MaMc	JoGe	
															2	3
75	76	77	78	79	80	81	82	83	84							
Game 6: Marc McCarroll Serving														MaMc	JoGe	
															2	4
85	86	87	88	89	90	91	92									
Game 7: Joachim Gerard Serving														MaMc	JoGe	
															2	5
93	94	95	96	97												
Game 8: Marc McCarroll Serving														MaMc	JoGe	
															3	5
98	99	100	101	102	103											
Game 9: Joachim Gerard Serving														MaMc	JoGe	
															4	5
104	105	106	107	108	109											
Game 10: Marc McCarroll Serving														MaMc	JoGe	
															4	6
110	111	112	113	114	115											

Legend:					
	Winner		Ace - 2nd Server		Double fault
	Point to server - 2nd serve		Ace - 1st Server		Point to receiver - 1st serve
	Service Break		Point to receiver - 2nd serve		Point to server - 1st serve



Match Statistics

Estatísticas da partida

	BALDWIN Steve (BPC)	USA	0	3
W	CAVERZASCHI Daniel (15)	ESP	6	6
Match duration: 1h11min			24min	47min

Court 2

Chair Umpire: LEAK Robert (AUS)

BALDWIN Steve (BPC)				CAVERZASCHI Daniel (15)				
1set	2set	3set	Total		1set	2set	3set	Total
0	0		0	Total aces	0	1		1
2	3		5	Double faults	1	2		3
0	0		0	Service winners	2	0		2
7/17	33/44		40/61	1st serve	15/21	20/30		35/51
(41%)	(75%)		(66%)		(71%)	(67%)		(69%)
0	0		0	Aces on 1st serve	0	0		0
1/7	14/33		15/40	Points won on 1st serve	11/15	12/20		23/35
(14%)	(42%)		(38%)		(73%)	(60%)		(66%)
8/10	8/11		16/21	2nd Serve	5/6	8/10		13/16
(80%)	(73%)		(76%)		(83%)	(80%)		(81%)
0	0		0	Aces on 2nd Serve	0	1		1
3/10	6/11		9/21	Points won on 2nd serve	3/6	4/10		7/16
(30%)	(55%)		(43%)		(50%)	(40%)		(44%)
7/21	14/30		21/51	Receiving points won	13/17	24/44		37/61
(33%)	(47%)		(41%)		(76%)	(55%)		(61%)
0/0	2/2		2/2	Break point conversions	4/5	4/11		8/16
(0%)	(100%)		(100%)		(80%)	(36%)		(50%)
1	11		12	Total winners	11	12		23
0	5		5	Forehand winners	6	7		13
1	6		7	Backhand winners	3	4		7
4	6		10	Forced errors	3	10		13
12	20		32	Unforced errors	7	14		21
0/4	5/10		5/14	Net points won	4/4	3/3		7/7
(0%)	(50%)		(36%)		(100%)	(100%)		(100%)
11	34		45	Total points won	27	40		67

	1set					2set							
BALDWIN Steve (BPC)	*0	0	*0	0	*0	0	*0	0	*0	1	*2	3	*3
CAVERZASCHI Daniel (15)	1	*2	3	*4	5	*6	1	*2	3	*4	5	*5	6

Note:

Total winners is the sum of total aces, service winners, forehand winners and backhand winners.

Legend:

BPC Bipartite Commission Place W Winner * Server



Match Statistics

Estadísticas da partida

W	OLSSON Stefan (7)	SWE	6	6
	WEEKES Ben	AUS	0	3
Match duration: 1h05min			23min	42min

Court 3

Chair Umpire: BAGDASAROV Alexander (UZB)

OLSSON Stefan (7)				WEEKES Ben			
1set	2set	3set	Total	1set	2set	3set	Total
1	1		2	Total aces	0	0	0
1	7		8	Double faults	3	3	6
0	0		0	Service winners	0	0	0
9/18	14/32		23/50	1st serve	11/21	18/33	29/54
(50%)	(44%)		(46%)		(52%)	(55%)	(54%)
1	1		2	Aces on 1st serve	0	0	0
7/9	11/14		18/23	Points won on 1st serve	3/11	7/18	10/29
(78%)	(79%)		(78%)		(27%)	(39%)	(34%)
8/9	11/18		19/27	2nd Serve	7/10	12/15	19/25
(89%)	(61%)		(70%)		(70%)	(80%)	(76%)
0	0		0	Aces on 2nd Serve	0	0	0
6/9	8/18		14/27	Points won on 2nd serve	4/10	7/15	11/25
(67%)	(44%)		(52%)		(40%)	(47%)	(44%)
14/21	19/33		33/54	Receiving points won	5/18	13/32	18/50
(67%)	(58%)		(61%)		(28%)	(41%)	(36%)
3/6	3/3		6/9	Break point conversions	0/0	1/5	1/5
(50%)	(100%)		(67%)		(0%)	(20%)	(20%)
1	1		2	Total winners	0	0	0
0	0		0	Forehand winners	0	0	0
0	0		0	Backhand winners	0	0	0
0	0		0	Forced errors	0	0	0
1	7		8	Unforced errors	3	3	6
0/0	0/0		0/0	Net points won	0/0	0/0	0/0
(0%)	(0%)		(0%)		(0%)	(0%)	(0%)
27	38		65	Total points won	12	27	39

	1set					2set									
OLSSON Stefan (7)	1	*2	3	*4	5	*6	1	*2	3	*4	4	*5	5	*5	6
WEEKES Ben	*0	0	*0	0	*0	0	*0	0	*0	0	*1	1	*2	3	*3



Match Statistics

Estatísticas da partida

Note:
Total winners is the sum of total aces, service winners, forehand winners and backhand winners.

Legend:
W Winner * Server

Only chair umpire statistics recorded for this match.



Match Statistics

Estatísticas da partida

	FABISIAK Kamil	POL	0	1
W	SANADA Takashi (9)	JPN	6	6
Match duration: 0h37min			13min	24min

Court 9

Chair Umpire: REIS de MORAES CAMPOS Marcus (BRA)

FABISIAK Kamil				SANADA Takashi (9)				
1set	2set	3set	Total		1set	2set	3set	Total
0	0		0	Total aces	0	0		0
4	4		8	Double faults	0	2		2
0	0		0	Service winners	0	0		0
6/12	19/27		25/39	1st serve	11/13	9/15		20/28
(50%)	(70%)		(64%)		(85%)	(60%)		(71%)
0	0		0	Aces on 1st serve	0	0		0
0/6	10/19		10/25	Points won on 1st serve	10/11	8/9		18/20
(0%)	(53%)		(40%)		(91%)	(89%)		(90%)
2/6	4/8		6/14	2nd Serve	2/2	4/6		6/8
(33%)	(50%)		(43%)		(100%)	(67%)		(75%)
0	0		0	Aces on 2nd Serve	0	0		0
0/6	0/8		0/14	Points won on 2nd serve	2/2	4/6		6/8
(0%)	(0%)		(0%)		(100%)	(67%)		(75%)
1/13	3/15		4/28	Receiving points won	12/12	17/27		29/39
(8%)	(20%)		(14%)		(100%)	(63%)		(74%)
0/0	0/0		0/0	Break point conversions	3/3	3/7		6/10
(0%)	(0%)		(0%)		(100%)	(43%)		(60%)
0	0		0	Total winners	0	0		0
0	0		0	Forehand winners	0	0		0
0	0		0	Backhand winners	0	0		0
0	0		0	Forced errors	0	0		0
4	4		8	Unforced errors	0	2		2
0/0	0/0		0/0	Net points won	0/0	0/0		0/0
(0%)	(0%)		(0%)		(0%)	(0%)		(0%)
1	13		14	Total points won	24	29		53

	1set					2set							
FABISIAK Kamil	*0	0	*0	0	*0	0	*1	1	*1	1	*1	1	*1
SANADA Takashi (9)	1	*2	3	*4	5	*6	0	*1	2	*3	4	*5	6



Match Statistics

Estatísticas da partida

Note:
Total winners is the sum of total aces, service winners, forehand winners and backhand winners.

Legend:
W Winner * Server

Only chair umpire statistics recorded for this match.



Match Statistics

Estatísticas da partida

W	HEWETT Alfie (13)	GBR	6	6
	RAJAKARUNA Upali (BPC)	SRI	1	2
Match duration: 1h07min			28min	39min

Court 8

Chair Umpire: GOKHALE Shreeram (IND)

HEWETT Alfie (13)				RAJAKARUNA Upali (BPC)				
1set	2set	3set	Total		1set	2set	3set	Total
0	1		1	Total aces	0	1		1
0	4		4	Double faults	7	4		11
0	0		0	Service winners	0	0		0
9/14	23/36		32/50	1st serve	18/33	9/24		27/57
(64%)	(64%)		(64%)		(55%)	(38%)		(47%)
0	1		1	Aces on 1st serve	0	0		0
8/9	12/23		20/32	Points won on 1st serve	11/18	3/9		14/27
(89%)	(52%)		(63%)		(61%)	(33%)		(52%)
5/5	9/13		14/18	2nd Serve	8/15	11/15		19/30
(100%)	(69%)		(78%)		(53%)	(73%)		(63%)
0	0		0	Aces on 2nd Serve	0	1		1
4/5	6/13		10/18	Points won on 2nd serve	3/15	4/15		7/30
(80%)	(46%)		(56%)		(20%)	(27%)		(23%)
19/33	17/24		36/57	Receiving points won	2/14	18/36		20/50
(58%)	(71%)		(63%)		(14%)	(50%)		(40%)
3/6	4/5		7/11	Break point conversions	0/0	2/6		2/6
(50%)	(80%)		(64%)		(0%)	(33%)		(33%)
0	1		1	Total winners	0	1		1
0	0		0	Forehand winners	0	0		0
0	0		0	Backhand winners	0	0		0
0	0		0	Forced errors	0	0		0
0	4		4	Unforced errors	7	4		11
0/0	0/0		0/0	Net points won	0/0	0/0		0/0
(0%)	(0%)		(0%)		(0%)	(0%)		(0%)
31	35		66	Total points won	16	25		41

	1set						2set								
	1	*2	2	*3	4	*5	6	*1	2	*2	3	*3	4	*5	6
HEWETT Alfie (13)															
RAJAKARUNA Upali (BPC)	*0	0	*1	1	*1	1	*1	0	*0	1	*1	2	*2	2	*2



Match Statistics

Estatísticas da partida

Note:
Total winners is the sum of total aces, service winners, forehand winners and backhand winners.

Legend:
BPC Bipartite Commission Place W Winner * Server

Only chair umpire statistics recorded for this match.



Match Statistics

Estatísticas da partida

	RYDBERG Jon (BPC)	USA	2	2
W	PEIFER Nicolas (4)	FRA	6	6
Match duration: 0h52min			26min	26min

Court 7

Chair Umpire: BELARDI GONZALEZ Armando (VEN)

RYDBERG Jon (BPC)				PEIFER Nicolas (4)				
1set	2set	3set	Total		1set	2set	3set	Total
0	0		0	Total aces	1	3		4
3	4		7	Double faults	1	1		2
0	0		0	Service winners	0	0		0
16/28	15/25		31/53	1st serve	16/23	13/21		29/44
(57%)	(60%)		(58%)		(70%)	(62%)		(66%)
0	0		0	Aces on 1st serve	1	3		4
9/16	8/15		17/31	Points won on 1st serve	12/16	10/13		22/29
(56%)	(53%)		(55%)		(75%)	(77%)		(76%)
9/12	6/10		15/22	2nd Serve	6/7	7/8		13/15
(75%)	(60%)		(68%)		(86%)	(88%)		(87%)
0	0		0	Aces on 2nd Serve	0	0		0
5/12	5/10		10/22	Points won on 2nd serve	5/7	7/8		12/15
(42%)	(50%)		(45%)		(71%)	(88%)		(80%)
6/23	4/21		10/44	Receiving points won	14/28	12/25		26/53
(26%)	(19%)		(23%)		(50%)	(48%)		(49%)
0/0	0/2		0/2	Break point conversions	2/4	2/5		4/9
(0%)	(0%)		(0%)		(50%)	(40%)		(44%)
0	0		0	Total winners	1	3		4
0	0		0	Forehand winners	0	0		0
0	0		0	Backhand winners	0	0		0
0	0		0	Forced errors	0	0		0
3	4		7	Unforced errors	1	1		2
0/0	0/0		0/0	Net points won	0/0	0/0		0/0
(0%)	(0%)		(0%)		(0%)	(0%)		(0%)
20	17		37	Total points won	31	29		60

	1set						2set									
RYDBERG Jon (BPC)	*0	0	*0	0	*1	1	*2	2	*1	1	*1	1	*2	2	*2	2
PEIFER Nicolas (4)	1	*2	3	*4	4	*5	5	*6	0	*1	2	*3	3	*4	5	*6



Match Statistics

Estatísticas da partida

Note:
Total winners is the sum of total aces, service winners, forehand winners and backhand winners.

Legend:
BPC Bipartite Commission Place W Winner * Server

Only chair umpire statistics recorded for this match.



Scorecard - Singles
Cartão de resultados - simples

	BALDWIN Steve (BPC)	USA	0	3
W	CAVERZASCHI Daniel (15)	ESP	6	6
Match duration: 1h11min			24min	47min

Court	Court 2	Scoring Rule	Normal 3 Set Match
Chair Umpire	LEAK Robert (AUS)	Match Code	MS202
Started	12:05	Finished	13:17

1st Set

Game 1: Steve Baldwin Serving													StBa	DaCa	
													0	1	☀
1	2	3	4	5	6										
Game 2: Daniel Caverzaschi Serving													StBa	DaCa	
													0	2	
7	8	9	10	11	12	13	14	15	16						
Game 3: Steve Baldwin Serving													StBa	DaCa	
													0	3	☀
17	18	19	20	21	22										
Game 4: Daniel Caverzaschi Serving													StBa	DaCa	
													0	4	
23	24	25	26	27	28										
Game 5: Steve Baldwin Serving													StBa	DaCa	
													0	5	☀
29	30	31	32	33											
Game 6: Daniel Caverzaschi Serving													StBa	DaCa	
													0	6	
34	35	36	37	38											

2nd Set

Game 1: Steve Baldwin Serving													StBa	DaCa		
													0	1	☀	
39	40	41	42	43	44	45	46	47	48	49	50	51	52			
Game 2: Daniel Caverzaschi Serving													StBa	DaCa		
													0	2		
53	54	55	56	57												
Game 3: Steve Baldwin Serving													StBa	DaCa		
													0	3	☀	
58	59	60	61	62	63											
Game 4: Daniel Caverzaschi Serving													StBa	DaCa		
													0	4		
64	65	66	67	68	69	70	71	72	73	74	75					
Game 5: Steve Baldwin Serving													StBa	DaCa		
													0	5	☀	
76	77	78	79	80	81	82	83	84	85							

















































































Scorecard - Singles
Cartão de resultados - simples


































































W	OLSSON Stefan (7)	SWE	6	6
	WEEKES Ben	AUS	0	3
Match duration: 1h05min			23min	42min

Court	Court 3	Scoring Rule	Normal 3 Set Match
Chair Umpire	BAGDASAROV Alexander (UZB)	Match Code	MS209
Started	12:36	Finished	13:41

1st Set

Game 1: Ben Weekes Serving													StOI	BeWe	☀
													1	0	
Game 2: Stefan Olsson Serving													StOI	BeWe	
													2	0	
Game 3: Ben Weekes Serving													StOI	BeWe	☀
													3	0	
Game 4: Stefan Olsson Serving													StOI	BeWe	
													4	0	
Game 5: Ben Weekes Serving													StOI	BeWe	☀
													5	0	
Game 6: Stefan Olsson Serving													StOI	BeWe	
													6	0	

2nd Set

Game 1: Ben Weekes Serving													StOI	BeWe	☀
													1	0	
Game 2: Stefan Olsson Serving													StOI	BeWe	
													2	0	
Game 3: Ben Weekes Serving													StOI	BeWe	☀
													3	0	
Game 4: Stefan Olsson Serving													StOI	BeWe	
													4	0	
Game 5: Ben Weekes Serving													StOI	BeWe	
													4	1	



Scorecard - Singles
Cartão de resultados - simples

	FABISIAK Kamil	POL	0	1
W	SANADA Takashi (9)	JPN	6	6
Match duration: 0h37min			13min	24min

Court	Court 9	Scoring Rule	Normal 3 Set Match
Chair Umpire	REIS de MORAES CAMPOS Marcus (BRA)	Match Code	MS210
Started	12:35	Finished	13:12

1st Set

Game 1: Kamil Fabisiak Serving													KaFa	TaSa	
													0	1	☀
1	2	3	4												
Game 2: Takashi Sanada Serving													KaFa	TaSa	
													0	2	
5	6	7	8												
Game 3: Kamil Fabisiak Serving													KaFa	TaSa	
													0	3	☀
9	10	11	12												
Game 4: Takashi Sanada Serving													KaFa	TaSa	
													0	4	
13	14	15	16	17											
Game 5: Kamil Fabisiak Serving													KaFa	TaSa	
													0	5	☀
18	19	20	21												
Game 6: Takashi Sanada Serving													KaFa	TaSa	
													0	6	
22	23	24	25												
























2nd Set

Game 1: Kamil Fabisiak Serving													KaFa	TaSa	
													1	0	
26	27	28	29	30	31	32	33								
Game 2: Takashi Sanada Serving													KaFa	TaSa	
													1	1	
34	35	36	37	38											
Game 3: Kamil Fabisiak Serving													KaFa	TaSa	
													1	2	☀
39	40	41	42	43											
Game 4: Takashi Sanada Serving													KaFa	TaSa	
													1	3	
44	45	46	47	48											
Game 5: Kamil Fabisiak Serving													KaFa	TaSa	
													1	4	☀
49	50	51	52	53	54	55	56	57	58						































Scorecard - Singles
Cartão de resultados - simples








Game 6: Takashi Sanada Serving

																							KaFa	TaSa		
59	60	61	62	63																					1	5

Game 7: Kamil Fabisiak Serving

																											KaFa	TaSa
64	65	66	67																							1	6	

Legend:

 W	Winner		Double fault		Point to receiver - 2nd serve		Point to server - 2nd serve
	Point to receiver - 1st serve		Point to server - 1st serve		Service Break		



Scorecard - Singles

Cartão de resultados - simples

W	HEWETT Alfie (13)	GBR	6	6
	RAJAKARUNA Upali (BPC)	SRI	1	2
Match duration: 1h07min			28min	39min

Court	Court 8	Scoring Rule	Normal 3 Set Match
Chair Umpire	GOKHALE Shreeram (IND)	Match Code	MS211
Started	12:31	Finished	13:39

1st Set

Game 1: Upali Rajakaruna Serving													AIHe	UpRa	
													1	0	☀
1	2	3	4	5	6										

Game 2: Alfie Hewett Serving													AIHe	UpRa	
													2	0	
7	8	9	10	11											

Game 3: Upali Rajakaruna Serving													AIHe	UpRa	
													2	1	
12	13	14	15	16	17	18	19	20	21	22	23				

Game 4: Alfie Hewett Serving													AIHe	UpRa	
													3	1	
24	25	26	27												

Game 5: Upali Rajakaruna Serving													AIHe	UpRa	
													4	1	☀
28	29	30	31	32	33	34	35	36	37						

Game 6: Alfie Hewett Serving													AIHe	UpRa	
													5	1	
38	39	40	41	42											

Game 7: Upali Rajakaruna Serving													AIHe	UpRa	
													6	1	☀
43	44	45	46	47											

2nd Set

Game 1: Alfie Hewett Serving													AIHe	UpRa	
													1	0	
48	49	50	51	52	53	54	55	56	57						

Game 2: Upali Rajakaruna Serving													AIHe	UpRa	
													2	0	☀
58	59	60	61	62											

Game 3: Alfie Hewett Serving													AIHe	UpRa	
													2	1	☀
63	64	65	66	67	68										

Game 4: Upali Rajakaruna Serving													AIHe	UpRa	
													3	1	☀
69	70	71	72	73	74	75	76								



Scorecard - Singles

Cartão de resultados - simples

	RYDBERG Jon (BPC)	USA	2	2
W	PEIFER Nicolas (4)	FRA	6	6
Match duration: 0h52min			26min	26min

Court	Court 7	Scoring Rule	Normal 3 Set Match
Chair Umpire	BELARDI GONZALEZ Armando (VEN)	Match Code	MS212
Started	12:37	Finished	13:29

1st Set

Game 1: Jon Rydberg Serving													JoRy	NiPe	☀
1	2	3	4	5	6								0	1	
Game 2: Nicolas Peifer Serving													JoRy	NiPe	
7	8	9	10	11	12	13	14						0	2	
Game 3: Jon Rydberg Serving													JoRy	NiPe	☀
15	16	17	18	19	20								0	3	
Game 4: Nicolas Peifer Serving													JoRy	NiPe	
21	22	23	24	25									0	4	
Game 5: Jon Rydberg Serving													JoRy	NiPe	
26	27	28	29	30	31								1	4	
Game 6: Nicolas Peifer Serving													JoRy	NiPe	
32	33	34	35										1	5	
Game 7: Jon Rydberg Serving													JoRy	NiPe	
36	37	38	39	40	41	42	43	44	45				2	5	
Game 8: Nicolas Peifer Serving													JoRy	NiPe	
46	47	48	49	50	51								2	6	

2nd Set

Game 1: Jon Rydberg Serving													JoRy	NiPe	
52	53	54	55	56									1	0	
Game 2: Nicolas Peifer Serving													JoRy	NiPe	
57	58	59	60										1	1	
Game 3: Jon Rydberg Serving													JoRy	NiPe	☀
61	62	63	64	65	66	67	68						1	2	



Scorecard - Singles

Cartão de resultados - simples

Game 4: Nicolas Peifer Serving

														JoRy	NiPe	
															1	3
69	70	71	72													

Game 5: Jon Rydberg Serving

														JoRy	NiPe	
															2	3
73	74	75	76	77	78											

Game 6: Nicolas Peifer Serving

														JoRy	NiPe	
															2	4
79	80	81	82	83												

Game 7: Jon Rydberg Serving

														JoRy	NiPe	
															2	5
84	85	86	87	88	89											

Game 8: Nicolas Peifer Serving

														JoRy	NiPe	
															2	6
90	91	92	93	94	95	96	97									

Legend:

BPC	Bipartite Commission Place	W	Winner		Double fault		Point to receiver - 2nd serve
	Point to server - 2nd serve		Ace - 1st Server		Point to receiver - 1st serve		Point to server - 1st serve
	Service Break						



Match Statistics

Estatísticas da partida

W	MIKI Takuya (10)	JPN	7	7
	MARIPA Evans	RSA	6 (1)	5
Match duration: 2h56min			74min	102min

Court 6

Chair Umpire: DIAZ Carlos (COL)

MIKI Takuya (10)				MARIPA Evans				
1set	2set	3set	Total		1set	2set	3set	Total
1	0		1	Total aces	0	0		0
7	4		11	Double faults	6	5		11
0	0		0	Service winners	0	0		0
27/47	28/43		55/90	1st serve	32/51	34/63		66/114
(57%)	(65%)		(61%)		(63%)	(54%)		(58%)
1	0		1	Aces on 1st serve	0	0		0
16/27	18/28		34/55	Points won on 1st serve	15/32	22/34		37/66
(59%)	(64%)		(62%)		(47%)	(65%)		(56%)
13/20	11/15		24/35	2nd Serve	13/19	24/29		37/48
(65%)	(73%)		(69%)		(68%)	(83%)		(77%)
0	0		0	Aces on 2nd Serve	0	0		0
7/20	8/15		15/35	Points won on 2nd serve	7/19	13/29		20/48
(35%)	(53%)		(43%)		(37%)	(45%)		(42%)
29/51	28/63		57/114	Receiving points won	24/47	17/43		41/90
(57%)	(44%)		(50%)		(51%)	(40%)		(46%)
4/6	2/10		6/16	Break point conversions	4/7	1/3		5/10
(67%)	(20%)		(38%)		(57%)	(33%)		(50%)
1	0		1	Total winners	0	0		0
0	0		0	Forehand winners	0	0		0
0	0		0	Backhand winners	0	0		0
0	0		0	Forced errors	0	0		0
7	4		11	Unforced errors	6	5		11
0/0	0/0		0/0	Net points won	0/0	0/0		0/0
(0%)	(0%)		(0%)		(0%)	(0%)		(0%)
52	54		106	Total points won	46	52		98

	1set								2set																
MIKI Takuya (10)	1	*2	3	*3	3	*3	4	*5	5	*5	6	*6	7	*1	1	*2	2	*3	4	*5	5	*5	5	*6	7
MARIPA Evans	*0	0	*0	1	*2	3	*3	3	*4	5	*5	6	6(1)	0	*1	1	*2	2	*2	2	*3	4	*5	5	*5



Match Statistics

Estatísticas da partida

Note:
Total winners is the sum of total aces, service winners, forehand winners and backhand winners.

Legend:
W Winner * Server

Only chair umpire statistics recorded for this match.



Match Statistics

Estatísticas da partida

W	KELLERMAN Adam (12)	AUS	7	6
	SAIDA Satoshi	JPN	5	1
Match duration: 1h21min			47min	34min

Court 4

Chair Umpire: GREGORY Gigi (USA)

KELLERMAN Adam (12)				SAIDA Satoshi			
1set	2set	3set	Total	1set	2set	3set	Total
1	2		3	Total aces	1	0	1
8	4		12	Double faults	1	0	1
0	0		0	Service winners	0	0	0
20/33	15/24		35/57	1st serve	21/36	17/29	38/65
(61%)	(63%)		(61%)		(58%)	(59%)	(58%)
1	2		3	Aces on 1st serve	1	0	1
14/20	11/15		25/35	Points won on 1st serve	9/21	8/17	17/38
(70%)	(73%)		(71%)		(43%)	(47%)	(45%)
5/13	5/9		10/22	2nd Serve	14/15	12/12	26/27
(38%)	(56%)		(45%)		(93%)	(100%)	(96%)
0	0		0	Aces on 2nd Serve	0	0	0
2/13	3/9		5/22	Points won on 2nd serve	6/15	3/12	9/27
(15%)	(33%)		(23%)		(40%)	(25%)	(33%)
21/36	18/29		39/65	Receiving points won	17/33	10/24	27/57
(58%)	(62%)		(60%)		(52%)	(42%)	(47%)
4/6	3/6		7/12	Break point conversions	3/3	1/2	4/5
(67%)	(50%)		(58%)		(100%)	(50%)	(80%)
1	2		3	Total winners	1	0	1
0	0		0	Forehand winners	0	0	0
0	0		0	Backhand winners	0	0	0
0	0		0	Forced errors	0	0	0
8	4		12	Unforced errors	1	0	1
0/0	0/0		0/0	Net points won	0/0	0/0	0/0
(0%)	(0%)		(0%)		(0%)	(0%)	(0%)
37	32		69	Total points won	32	21	53

	1set							2set				
	*0	0*1	2*2	3*3	4*4	5*6	7	*0	1*2	3*4	5*6	
KELLERMAN Adam (12)												
SAIDA Satoshi	1	*2	2	*2	3	*3	3	*4	5	*5	5	*5



Match Statistics

Estatísticas da partida

Note:
Total winners is the sum of total aces, service winners, forehand winners and backhand winners.

Legend:
W Winner * Server

Only chair umpire statistics recorded for this match.



Match Statistics

Estatísticas da partida

	de la PUENTE Martin	ESP	2	4
W	FERNANDEZ Gustavo (5)	ARG	6	6
Match duration: 1h34min			43min	51min

Centre Court

Chair Umpire: SOUZA Fabio (BRA)

de la PUENTE Martin				FERNANDEZ Gustavo (5)				
1set	2set	3set	Total		1set	2set	3set	Total
0	0		0	Total aces	0	1		1
5	2		7	Double faults	1	4		5
0	0		0	Service winners	0	0		0
15/28	26/38		41/66	1st serve	19/31	20/30		39/61
(54%)	(68%)		(62%)		(61%)	(67%)		(64%)
0	0		0	Aces on 1st serve	0	0		0
9/15	15/26		24/41	Points won on 1st serve	14/19	12/20		26/39
(60%)	(58%)		(59%)		(74%)	(60%)		(67%)
8/13	10/12		18/25	2nd Serve	11/12	6/10		17/22
(62%)	(83%)		(72%)		(92%)	(60%)		(77%)
0	0		0	Aces on 2nd Serve	0	1		1
3/13	4/12		7/25	Points won on 2nd serve	5/12	4/10		9/22
(23%)	(33%)		(28%)		(42%)	(40%)		(41%)
12/31	14/30		26/61	Receiving points won	16/28	19/38		35/66
(39%)	(47%)		(43%)		(57%)	(50%)		(53%)
1/5	2/6		3/11	Break point conversions	3/5	3/8		6/13
(20%)	(33%)		(27%)		(60%)	(38%)		(46%)
9	12		21	Total winners	17	16		33
7	8		15	Forehand winners	11	5		16
2	4		6	Backhand winners	6	10		16
6	6		12	Forced errors	4	4		8
12	13		25	Unforced errors	11	17		28
3/5	5/9		8/14	Net points won	6/8	1/3		7/11
(60%)	(56%)		(57%)		(75%)	(33%)		(64%)
24	33		57	Total points won	35	35		70

	1set						2set							
de la PUENTE Martin	0*	1	1*	1*	1*	2*	0*	1*	1*	1*	2*	3*	4*	4*
FERNANDEZ Gustavo (5)	*1	1	*2	3*	4*	5*	*1	2*	3*	4*	4*	4*	*5	6

Note:

Total winners is the sum of total aces, service winners, forehand winners and backhand winners.

Legend:

W Winner * Server



Scorecard - Singles

Cartão de resultados - simples

W	MIKI Takuya (10)	JPN	7	7
	MARIPA Evans	RSA	6 (1)	5
Match duration: 2h56min			74min	102min

Court	Court 6	Scoring Rule	Normal 3 Set Match
Chair Umpire	DIAZ Carlos (COL)	Match Code	MS203
Started	11:13	Finished	14:09

1st Set

























Game	Serving	Game 1-6	Game 7-14	Game 15-20	Game 21-28	Game 29-42	Game 43-52	Game 53-57	Game 58-62	Game 63-68	Game 69-72	Game 73-82	TaMi	EvMa
Game 1	Evans Maripa	1-6											1	0
Game 2	Takuya Miki	7-14											2	0
Game 3	Evans Maripa	15-20											3	0
Game 4	Takuya Miki	21-28											3	1
Game 5	Evans Maripa	29-42											3	2
Game 6	Takuya Miki	43-52											3	3
Game 7	Evans Maripa	53-57											4	3
Game 8	Takuya Miki	58-62											5	3
Game 9	Evans Maripa	63-68											5	4
Game 10	Takuya Miki	69-72											5	5
Game 11	Evans Maripa	73-82											6	5



Scorecard - Singles

Cartão de resultados - simples

Game 12: Takuya Miki Serving

																																																																																																																																																																																																																																																																																																																																														
--	---	---	---	---	---	---	---	---	---	---	---	---	---	--	---	---	---	---	---	---	---	---	---	---	---	---	---	---	---	---	---	---	---	---	---	---	---	---	---	---	---	---	---	---	---	---	---	---	---	---	---	---	---	---	---	---	---	---	---	---	---	---	---	---	---	---	---	---	---	---	---	---	---	---	---	---	---	---	---	---	---	---	---	---	---	---	---	---	---	---	---	---	---	---	---	---	---	---	---	---	---	---	---	---	---	---	---	---	---	---	---	---	---	---	---	---	---	---	---	---	---	---	---	---	---	---	---	---	---	---	---	---	---	---	---	---	---	---	---	---	---	---	---	---	---	---	---	---	---	---	---	---	---	---	---	--	--	--	--	--	--	--	--	--	--	--	--	--	--	--	--	--	--	--	--	--	--	--	--	--	--	--	--	--	--	--	--	--	--	--	--	--	--	--	--	--	--	--	--	--	--	--	--	--	--	--	--	--	--	--	--	--	--	--	--	--	--	--	--	--	--	--	--	--	--	--	--	--	--	--	--	--	--	--	--	--	--	--	--	--	--	--	--	--	--	--	--	--	--	--	--	--	--	--	--	--	--	--	--	--	--	--	--	--	--	--	--	--	--	--	--	--	--	--	--	--	--	--	--	--	--	--	--	--	--	--	--	--	--	--	--	--	--	--	--	--	--	--	--	--	--	--	--	--	--	--	--	--	--	--	--	--	--	--	--	--	--	--	--	--	--	--	--	--	--	--	--	--	--	--	--	--	--	--



Scorecard - Singles

Cartão de resultados - simples

Game 12: Evans Maripa Serving

																		TaMi	EvMa	
183	184	185	186	187	188	189	190	191	192	193	194	195	196	197	198	199	200	201	202	
203	204																			
																		7	5	

Legend:							
TB	Tie-break	W	Winner		Double fault		Point to receiver - 2nd serve
	Point to server - 2nd serve		Ace - 1st Server		Point to receiver - 1st serve		Point to server - 1st serve
	Service Break						



Scorecard - Singles

Cartão de resultados - simples

W	KELLERMAN Adam (12)	AUS	7	6
	SAIDA Satoshi	JPN	5	1
Match duration: 1h21min			47min	34min

Court	Court 4	Scoring Rule	Normal 3 Set Match
Chair Umpire	GREGORY Gigi (USA)	Match Code	MS207
Started	12:50	Finished	14:12

1st Set






















Game	Serving	AdKe	SaSa
Game 1	Adam Kellerman	0	1
Game 2	Satoshi Saida	0	2
Game 3	Adam Kellerman	1	2
Game 4	Satoshi Saida	2	2
Game 5	Adam Kellerman	2	3
Game 6	Satoshi Saida	3	3
Game 7	Adam Kellerman	4	3
Game 8	Satoshi Saida	4	4
Game 9	Adam Kellerman	4	5
Game 10	Satoshi Saida	5	5
Game 11	Adam Kellerman	6	5



Scorecard - Singles

Cartão de resultados - simples

Game 12: Satoshi Saida Serving

																				7	5		
65	66	67	68	69																			

2nd Set

Game 1: Adam Kellerman Serving

																				0	1		
70	71	72	73	74	75																		






















Game 2: Satoshi Saida Serving

																				1	1		
76	77	78	79	80	81	82	83	84	85	86	87												







Game 3: Adam Kellerman Serving

																				2	1		
88	89	90	91	92	93																		

Game 4: Satoshi Saida Serving

																				3	1		
94	95	96	97	98																			

Game 5: Adam Kellerman Serving








																				4	1		
99	100	101	102	103	104																		

Game 6: Satoshi Saida Serving

																				5	1		
105	106	107	108	109	110	111	112	113	114	115	116												

Game 7: Adam Kellerman Serving

																				6	1		
117	118	119	120	121	122																		

Legend:							
W	Winner		Double fault		Point to receiver - 2nd serve		Point to server - 2nd serve
	Ace - 1st Server		Point to receiver - 1st serve		Point to server - 1st serve		Service Break



Scorecard - Singles

Cartão de resultados - simples

	de la PUENTE Martin	ESP	2	4
W	FERNANDEZ Gustavo (5)	ARG	6	6
Match duration: 1h34min			43min	51min

Court	Centre Court	Scoring Rule	Normal 3 Set Match
Chair Umpire	SOUZA Fabio (BRA)	Match Code	MS208
Started	12:40	Finished	14:14

1st Set

Game	Serving	Made	GuFe
Game 1	Gustavo Fernandez	0	1
Game 2	Martin de la Puente	1	1
Game 3	Gustavo Fernandez	1	2
Game 4	Martin de la Puente	1	3
Game 5	Gustavo Fernandez	1	4
Game 6	Martin de la Puente	1	5
Game 7	Gustavo Fernandez	2	5
Game 8	Martin de la Puente	2	6

2nd Set

Game	Serving	Made	GuFe
Game 1	Gustavo Fernandez	0	1
Game 2	Martin de la Puente	0	2
Game 3	Gustavo Fernandez	1	2



Match Statistics

Estatísticas da partida

W	REID Gordon (3)	GBR	6	6
	WALLIN Dan	SWE	1	2
Match duration: 0h49min			24min	25min

Court 2

Chair Umpire: CINKO Adelka (CRO)

REID Gordon (3)				WALLIN Dan			
1set	2set	3set	Total	1set	2set	3set	Total
2	1		3	Total aces	0	0	0
2	0		2	Double faults	2	5	7
0	0		0	Service winners	0	0	0
12/17	14/19		26/36	1st serve	24/31	11/23	35/54
(71%)	(74%)		(72%)		(77%)	(48%)	(65%)
1	1		2	Aces on 1st serve	0	0	0
9/12	12/14		21/26	Points won on 1st serve	12/24	6/11	18/35
(75%)	(86%)		(81%)		(50%)	(55%)	(51%)
3/5	5/5		8/10	2nd Serve	5/7	7/12	12/19
(60%)	(100%)		(80%)		(71%)	(58%)	(63%)
1	0		1	Aces on 2nd Serve	0	0	0
3/5	4/5		7/10	Points won on 2nd serve	2/7	6/12	8/19
(60%)	(80%)		(70%)		(29%)	(50%)	(42%)
17/31	11/23		28/54	Receiving points won	5/17	3/19	8/36
(55%)	(48%)		(52%)		(29%)	(16%)	(22%)
3/9	2/3		5/12	Break point conversions	0/0	0/0	0/0
(33%)	(67%)		(42%)		(0%)	(0%)	(0%)
13	8		21	Total winners	6	6	12
5	4		9	Forehand winners	3	5	8
6	3		9	Backhand winners	3	1	4
4	1		5	Forced errors	5	3	8
8	8		16	Unforced errors	10	16	26
2/4	0/1		2/5	Net points won	0/2	2/3	2/5
(50%)	(0%)		(40%)		(0%)	(67%)	(40%)
29	27		56	Total points won	19	15	34

	1set						2set								
REID Gordon (3)	1	*2	3	*4	4	*5	6	*1	2	*3	3	*4	4	*5	6
WALLIN Dan	*0	0	*0	0	*1	1	*1	0	*0	0	*1	1	*2	2	*2

Note:
Total winners is the sum of total aces, service winners, forehand winners and backhand winners.

Legend:
W Winner * Server



Scorecard - Singles

Cartão de resultados - simples

W	REID Gordon (3)	GBR	6	6
	WALLIN Dan	SWE	1	2
Match duration: 0h49min			24min	25min

Court	Court 2	Scoring Rule	Normal 3 Set Match
Chair Umpire	CINKO Adelka (CRO)	Match Code	MS205
Started	13:35	Finished	14:25

1st Set

Game 1: Dan Wallin Serving												GoRe	DaWa	☀
1	2	3	4	5	6	7	8	9	10	11	12	1	0	
Game 2: Gordon Reid Serving												GoRe	DaWa	
13	14	15	16	17	18							2	0	
Game 3: Dan Wallin Serving												GoRe	DaWa	☀
19	20	21	22	23	24	25	26					3	0	
Game 4: Gordon Reid Serving												GoRe	DaWa	
27	28	29	30	31								4	0	
Game 5: Dan Wallin Serving												GoRe	DaWa	
32	33	34	35	36								4	1	
Game 6: Gordon Reid Serving												GoRe	DaWa	
37	38	39	40	41	42							5	1	
Game 7: Dan Wallin Serving												GoRe	DaWa	☀
43	44	45	46	47	48							6	1	

2nd Set

Game 1: Gordon Reid Serving					GoRe	DaWa			
49	50	51	52	53	1	0			
Game 2: Dan Wallin Serving					GoRe	DaWa	☀		
54	55	56	57	58	59	60		61	2
Game 3: Gordon Reid Serving					GoRe	DaWa			
62	63	64	65	3	0				
Game 4: Dan Wallin Serving					GoRe	DaWa			
66	67	68	69	70	3	1			



Scorecard - Singles

Cartão de resultados - simples

Game 5: Gordon Reid Serving														GoRe	DaWa
														4	1
71	72	73	74	75	76										
Game 6: Dan Wallin Serving														GoRe	DaWa
														4	2
77	78	79	80	81											
Game 7: Gordon Reid Serving														GoRe	DaWa
														5	2
82	83	84	85												
Game 8: Dan Wallin Serving														GoRe	DaWa
														6	2
86	87	88	89	90											

Legend:					
W	Winner		Ace - 2nd Server		Double fault
	Point to server - 2nd serve		Ace - 1st Server		Point to receiver - 1st serve
	Service Break		Point to receiver - 2nd serve		Point to server - 1st serve



Match Statistics

Estatísticas da partida

	IM Ho Won (BPC)	KOR	7	2	6 (4)
W	CATTANEO Frederic (14)	FRA	5	6	7
Match duration: 2h21min			42min	33min	66min

Court 6

Chair Umpire: BARBOZA Pablo (ARG)

IM Ho Won (BPC)				CATTANEO Frederic (14)				
1set	2set	3set	Total		1set	2set	3set	Total
0	1	0	1	Total aces	0	0	0	0
2	4	2	8	Double faults	2	1	3	6
0	0	0	0	Service winners	0	0	0	0
25/36	18/28	29/38	72/102	1st serve	20/30	15/23	43/52	78/105
(69%)	(64%)	(76%)	(71%)		(67%)	(65%)	(83%)	(74%)
0	1	0	1	Aces on 1st serve	0	0	0	0
9/25	8/18	14/29	31/72	Points won on 1st serve	7/20	8/15	23/43	38/78
(36%)	(44%)	(48%)	(43%)		(35%)	(53%)	(53%)	(49%)
9/11	6/10	7/9	22/30	2nd Serve	8/10	7/8	6/9	21/27
(82%)	(60%)	(78%)	(73%)		(80%)	(88%)	(67%)	(78%)
0	0	0	0	Aces on 2nd Serve	0	0	0	0
5/11	4/10	4/9	13/30	Points won on 2nd serve	1/10	6/8	3/9	10/27
(45%)	(40%)	(44%)	(43%)		(10%)	(75%)	(33%)	(37%)
22/30	9/23	26/52	57/105	Receiving points won	22/36	16/28	20/38	58/102
(73%)	(39%)	(50%)	(54%)		(61%)	(57%)	(53%)	(57%)
5/5	1/1	3/6	9/12	Break point conversions	4/5	3/5	3/3	10/13
(100%)	(100%)	(50%)	(75%)		(80%)	(60%)	(100%)	(77%)
0	1	0	1	Total winners	0	0	0	0
0	0	0	0	Forehand winners	0	0	0	0
0	0	0	0	Backhand winners	0	0	0	0
0	0	0	0	Forced errors	0	0	0	0
2	4	2	8	Unforced errors	2	1	3	6
0/0	0/0	0/0	0/0	Net points won	0/0	0/0	0/0	0/0
(0%)	(0%)	(0%)	(0%)		(0%)	(0%)	(0%)	(0%)
36	21	44	101	Total points won	30	30	46	106

	1set							2set					3set								
IM Ho Won (BPC)	*1	2*2	3*3	4*4	5*5	5*6	7	*1	1*1	1*1	2*2	2	*1	1*2	3*3	3*3	3*3	4*5	5*5	6	6(4)
CATTANEO Frederic (14)	0*	0	1*	2*2	3*3	4*5	5*5	0*	1	2*3	4*4	5*6	0*	1	1*1	2*3	4*4	4*5	6*6	7	



Match Statistics

Estatísticas da partida

Note:
Total winners is the sum of total aces, service winners, forehand winners and backhand winners.

Legend:
BPC Bipartite Commission Place W Winner * Server

Only chair umpire statistics recorded for this match.



Scorecard - Singles
Cartão de resultados - simples

	IM Ho Won (BPC)	KOR	7	2	6 (4)
W	CATTANEO Frederic (14)	FRA	5	6	7
Match duration: 2h21min			42min	33min	66min

Court	Court 6	Scoring Rule	Normal 3 Set Match
Chair Umpire	BARBOZA Pablo (ARG)	Match Code	MS206
Started	14:33	Finished	16:54

1st Set

Game	Serving	Points	Holm	FrCa
Game 1	Ho Won Im	1-8	1	0
Game 2	Frederic Cattaneo	9-13	2	0
Game 3	Ho Won Im	14-17	2	1
Game 4	Frederic Cattaneo	18-21	3	1
Game 5	Ho Won Im	22-27	3	2
Game 6	Frederic Cattaneo	28-32	4	2
Game 7	Ho Won Im	33-40	4	3
Game 8	Frederic Cattaneo	41-44	5	3
Game 9	Ho Won Im	45-48	5	4
Game 10	Frederic Cattaneo	49-54	5	5
Game 11	Ho Won Im	55-60	6	5



Scorecard - Singles
Cartão de resultados - simples

Game 6: Frederic Cattaneo Serving

														Holm	FrCa	
															3	3
147	148	149	150	151	152											

Game 7: Ho Won Im Serving

														Holm	FrCa	
															3	4
153	154	155	156	157												

Game 8: Frederic Cattaneo Serving

														Holm	FrCa	
															4	4
158	159	160	161	162	163											

Game 9: Ho Won Im Serving

														Holm	FrCa	
															5	4
164	165	166	167	168	169											

Game 10: Frederic Cattaneo Serving

														Holm	FrCa	
															5	5
170	171	172	173	174	175	176	177	178	179	180	181	182	183	184	185	

Game 11: Ho Won Im Serving

														Holm	FrCa	
															5	6
186	187	188	189	190												

Game 12: Frederic Cattaneo Serving

														Holm	FrCa	
															6	6
191	192	193	194	195	196											

TB - Ho Won Im

														Holm	FrCa	
															6	7
197		200	201			204	205									

TB - Frederic Cattaneo

														Holm	FrCa	
															(4)	(7)
198	199			202	203			206	207							

Legend:							
	Bipartite Commission Place		Tie-break		Winner		Double fault
	Point to receiver - 2nd serve		Point to server - 2nd serve		Ace - 1st Server		Point to receiver - 1st serve
	Point to server - 1st serve		Service Break				



Match Statistics

Estatísticas da partida

W	HOUDET Stephane (1)	FRA	6	6
	CAVERZASCHI Daniel (15)	ESP	0	1
Match duration: 0h50min			24min	26min

Centre Court

Chair Umpire: REIS de MORAES CAMPOS Marcus (BRA)

HOUDET Stephane (1)				CAVERZASCHI Daniel (15)				
1set	2set	3set	Total		1set	2set	3set	Total
0	1		1	Total aces	0	0		0
0	1		1	Double faults	2	1		3
0	0		0	Service winners	0	0		0
7/14	15/27		22/41	1st serve	11/19	8/13		19/32
(50%)	(56%)		(54%)		(58%)	(62%)		(59%)
0	1		1	Aces on 1st serve	0	0		0
5/7	10/15		15/22	Points won on 1st serve	6/11	1/8		7/19
(71%)	(67%)		(68%)		(55%)	(13%)		(37%)
7/7	11/12		18/19	2nd Serve	6/8	4/5		10/13
(100%)	(92%)		(95%)		(75%)	(80%)		(77%)
0	0		0	Aces on 2nd Serve	0	0		0
7/7	6/12		13/19	Points won on 2nd serve	0/8	0/5		0/13
(100%)	(50%)		(68%)		(0%)	(0%)		(0%)
13/19	12/13		25/32	Receiving points won	2/14	11/27		13/41
(68%)	(92%)		(78%)		(14%)	(41%)		(32%)
3/4	3/3		6/7	Break point conversions	0/0	1/4		1/4
(75%)	(100%)		(86%)		(0%)	(25%)		(25%)
7	11		18	Total winners	2	5		7
7	6		13	Forehand winners	2	1		3
0	4		4	Backhand winners	0	4		4
0	2		2	Forced errors	11	5		16
6	5		11	Unforced errors	7	12		19
2/4	5/5		7/9	Net points won	0/2	3/5		3/7
(50%)	(100%)		(78%)		(0%)	(60%)		(43%)
25	28		53	Total points won	8	12		20

	1set					2set							
	*1	2	*3	4	*5	6	*1	2	*2	3	*4	5	*6
HOUDET Stephane (1)													
CAVERZASCHI Daniel (15)	0	*0	0	*0	0	*0	0	*1	1	*1	1	*1	1

Note:

Total winners is the sum of total aces, service winners, forehand winners and backhand winners.

Legend:

W Winner * Server



Scorecard - Singles

Cartão de resultados - simples

W	HOUDET Stephane (1)	FRA	6	6
	CAVERZASCHI Daniel (15)	ESP	0	1
Match duration: 0h50min			24min	26min

Court	Centre Court	Scoring Rule	Normal 3 Set Match
Chair Umpire	REIS de MORAES CAMPOS Marcus (BRA)	Match Code	MS301
Started	11:08	Finished	11:59

1st Set

Game 1: Stephane Houdet Serving													StHo	DaCa	
														1	0
1	2	3	4												
Game 2: Daniel Caverzaschi Serving													StHo	DaCa	
														2	0
5	6	7	8	9											
Game 3: Stephane Houdet Serving													StHo	DaCa	
														3	0
10	11	12	13	14											
Game 4: Daniel Caverzaschi Serving													StHo	DaCa	
														4	0
15	16	17	18	19	20	21	22								
Game 5: Stephane Houdet Serving													StHo	DaCa	
														5	0
23	24	25	26	27											
Game 6: Daniel Caverzaschi Serving													StHo	DaCa	
														6	0
28	29	30	31	32	33										

























2nd Set

Game 1: Stephane Houdet Serving													StHo	DaCa	
														1	0
34	35	36	37	38											
Game 2: Daniel Caverzaschi Serving													StHo	DaCa	
														2	0
39	40	41	42	43											
Game 3: Stephane Houdet Serving													StHo	DaCa	
														2	1
44	45	46	47	48											
Game 4: Daniel Caverzaschi Serving													StHo	DaCa	
														3	1
49	50	51	52												
Game 5: Stephane Houdet Serving													StHo	DaCa	
														4	1
53	54	55	56	57											



Scorecard - Singles
Cartão de resultados - simples

Game 6: Daniel Caverzaschi Serving

																																																																																																																																																																																																																																																																																																						
--	---	---	---	---	---	---	---	---	---	---	---	---	---	--	---	---	---	---	---	---	---	---	---	---	---	---	---	---	---	---	---	---	---	---	---	---	---	---	---	---	---	---	---	---	---	---	---	---	---	---	---	---	---	---	---	---	---	---	---	---	---	---	---	---	---	---	---	---	---	---	---	---	---	---	---	---	---	---	---	---	---	---	---	---	---	---	---	---	---	---	---	---	---	---	---	---	---	---	---	---	---	---	---	---	---	---	---	---	---	---	---	---	---	---	---	---	---	---	---	---	---	---	---	---	---	---	---	---	---	---	---	---	---	---	---	---	---	---	---	---	---	---	---	---	---	---	---	---	---	---	---	---	---	---	---	--	--	--	--	--	--	--	--	--	--	--	--	--	--	--	--	--	--	--	--	--	--	--	--	--	--	--	--	--	--	--	--	--	--	--	--	--	--	--	--	--	--	--	--	--	--	--	--	--	--	--	--	--	--	--	--	--	--	--	--	--	--	--	--	--	--	--	--	--	--	--	--	--	--	--	--	--	--	--	--	--	--	--	--	--	--	--	--	--	--	--	--	--	--	--	--	--	--	--	--	--	--	--	--	--	--	--	--	--	--	--	--	--	--	--	--	--	--	--	--	--	--	--	--	--	--	--	--	--	--	--	--	--	--	--	--	--	--	--



Match Statistics

Estatísticas da partida

	KELLERMAN Adam (12)	AUS	1	2
W	FERNANDEZ Gustavo (5)	ARG	6	6
Match duration: 1h10min			33min	37min

Court 9

Chair Umpire: BELARDI GONZALEZ Armando (VEN)

KELLERMAN Adam (12)				FERNANDEZ Gustavo (5)				
1set	2set	3set	Total		1set	2set	3set	Total
0	1		1	Total aces	0	1		1
4	2		6	Double faults	1	2		3
0	0		0	Service winners	0	0		0
9/18	15/27		24/45	1st serve	23/32	13/21		36/53
(50%)	(56%)		(53%)		(72%)	(62%)		(68%)
0	1		1	Aces on 1st serve	0	1		1
3/9	8/15		11/24	Points won on 1st serve	12/23	9/13		21/36
(33%)	(53%)		(46%)		(52%)	(69%)		(58%)
5/9	10/12		15/21	2nd Serve	8/9	6/8		14/17
(56%)	(83%)		(71%)		(89%)	(75%)		(82%)
0	0		0	Aces on 2nd Serve	0	0		0
2/9	4/12		6/21	Points won on 2nd serve	7/9	4/8		11/17
(22%)	(33%)		(29%)		(78%)	(50%)		(65%)
13/32	8/21		21/53	Receiving points won	13/18	15/27		28/45
(41%)	(38%)		(40%)		(72%)	(56%)		(62%)
1/6	1/2		2/8	Break point conversions	3/4	3/6		6/10
(17%)	(50%)		(25%)		(75%)	(50%)		(60%)
0	1		1	Total winners	0	1		1
0	0		0	Forehand winners	0	0		0
0	0		0	Backhand winners	0	0		0
0	0		0	Forced errors	0	0		0
4	2		6	Unforced errors	1	2		3
0/0	0/0		0/0	Net points won	0/0	0/0		0/0
(0%)	(0%)		(0%)		(0%)	(0%)		(0%)
18	20		38	Total points won	32	28		60

	1set					2set									
KELLERMAN Adam (12)	0	*0	1	*1	1	*1	1	*2	2	*2	2				
FERNANDEZ Gustavo (5)	*1	2	*2	3	*4	5	*6	1	*1	2	*3	3	*4	5	*6



Match Statistics

Estatísticas da partida

Note:
Total winners is the sum of total aces, service winners, forehand winners and backhand winners.

Legend:
W Winner * Server

Only chair umpire statistics recorded for this match.



Scorecard - Singles

Cartão de resultados - simples

	KELLERMAN Adam (12)	AUS	1	2
W	FERNANDEZ Gustavo (5)	ARG	6	6
Match duration: 1h10min			33min	37min

Court	Court 9	Scoring Rule	Normal 3 Set Match
Chair Umpire	BELARDI GONZALEZ Armando (VEN)	Match Code	MS304
Started	11:16	Finished	12:26

1st Set

Game 1: Gustavo Fernandez Serving										AdKe	GuFe
										0	1
1	2	3	4	5	6	7	8	9	10		
Game 2: Adam Kellerman Serving										AdKe	GuFe
										0	2
11	12	13	14	15	16	17	18				
Game 3: Gustavo Fernandez Serving										AdKe	GuFe
										1	2
19	20	21	22	23	24	25	26				
Game 4: Adam Kellerman Serving										AdKe	GuFe
										1	3
27	28	29	30								
Game 5: Gustavo Fernandez Serving										AdKe	GuFe
										1	4
31	32	33	34	35	36	37	38	39	40		
Game 6: Adam Kellerman Serving										AdKe	GuFe
										1	5
41	42	43	44	45	46						
Game 7: Gustavo Fernandez Serving										AdKe	GuFe
										1	6
47	48	49	50								

2nd Set

Game 1: Adam Kellerman Serving					AdKe	GuFe	
					0	1	
51	52	53	54	55			
Game 2: Gustavo Fernandez Serving					AdKe	GuFe	
					1	1	
56	57	58	59	60			
Game 3: Adam Kellerman Serving					AdKe	GuFe	
					1	2	
61	62	63	64	65	66		
Game 4: Gustavo Fernandez Serving					AdKe	GuFe	
					1	3	
67	68	69	70	71			



Scorecard - Singles
Cartão de resultados - simples

Game 5: Adam Kellerman Serving														AdKe	GuFe	
															2	3
72	73	74	75													
Game 6: Gustavo Fernandez Serving														AdKe	GuFe	
															2	4
76	77	78	79	80	81											
Game 7: Adam Kellerman Serving														AdKe	GuFe	
															2	5
82	83	84	85	86	87	88	89	90	91	92	93					
Game 8: Gustavo Fernandez Serving														AdKe	GuFe	
															2	6
94	95	96	97	98												

Legend:							
W	Winner		Point to receiver - 1st serve		Point to receiver - 2nd serve		Point to server - 2nd serve
	Ace - 1st Server		Point to receiver - 1st serve		Point to server - 1st serve		Service Break



Match Statistics

Estatísticas da partida

W	REID Gordon (3)	GBR	6	6
	CATTANEO Frederic (14)	FRA	0	2
Match duration: 0h48min			18min	30min

Centre Court

Chair Umpire: LEAK Robert (AUS)

REID Gordon (3)				CATTANEO Frederic (14)				
1set	2set	3set	Total		1set	2set	3set	Total
0	1		1	Total aces	0	0		0
0	2		2	Double faults	4	2		6
0	0		0	Service winners	0	0		0
9/15	15/24		24/39	1st serve	10/17	17/26		27/43
(60%)	(63%)		(62%)		(59%)	(65%)		(63%)
0	1		1	Aces on 1st serve	0	0		0
6/9	11/15		17/24	Points won on 1st serve	4/10	7/17		11/27
(67%)	(73%)		(71%)		(40%)	(41%)		(41%)
6/6	7/9		13/15	2nd Serve	3/7	7/9		10/16
(100%)	(78%)		(87%)		(43%)	(78%)		(63%)
0	0		0	Aces on 2nd Serve	0	0		0
6/6	5/9		11/15	Points won on 2nd serve	1/7	2/9		3/16
(100%)	(56%)		(73%)		(14%)	(22%)		(19%)
12/17	17/26		29/43	Receiving points won	3/15	8/24		11/39
(71%)	(65%)		(67%)		(20%)	(33%)		(28%)
3/6	3/6		6/12	Break point conversions	0/0	1/2		1/2
(50%)	(50%)		(50%)		(0%)	(50%)		(50%)
9	17		26	Total winners	3	3		6
3	7		10	Forehand winners	2	1		3
6	9		15	Backhand winners	1	2		3
1	1		2	Forced errors	4	1		5
4	13		17	Unforced errors	11	15		26
4/5	2/5		6/10	Net points won	1/2	1/1		2/3
(80%)	(40%)		(60%)		(50%)	(100%)		(67%)
24	33		57	Total points won	8	17		25

	1set					2set								
	*1	2	*3	4	*5	6	*1	2	*3	4	*5	5	*5	6
REID Gordon (3)														
CATTANEO Frederic (14)	0	*0	0	*0	0	*0	0	*0	0	*1	2	*2		

Note:

Total winners is the sum of total aces, service winners, forehand winners and backhand winners.

Legend:

W Winner * Server



Scorecard - Singles
Cartão de resultados - simples

W	REID Gordon (3)	GBR	6	6
	CATTANEO Frederic (14)	FRA	0	2
Match duration: 0h48min			18min	30min

Court	Centre Court	Scoring Rule	Normal 3 Set Match
Chair Umpire	LEAK Robert (AUS)	Match Code	MS303
Started	12:19	Finished	13:07

1st Set

Game 1: Gordon Reid Serving													GoRe	FrCa	
														1	0
1	2	3	4												
Game 2: Frederic Cattaneo Serving													GoRe	FrCa	
														2	0
5	6	7	8	9											
Game 3: Gordon Reid Serving													GoRe	FrCa	
														3	0
10	11	12	13	14											
Game 4: Frederic Cattaneo Serving													GoRe	FrCa	
														4	0
15	16	17	18	19	20										
Game 5: Gordon Reid Serving													GoRe	FrCa	
														5	0
21	22	23	24	25	26										
Game 6: Frederic Cattaneo Serving													GoRe	FrCa	
														6	0
27	28	29	30	31	32										

2nd Set

Game 1: Gordon Reid Serving													GoRe	FrCa	
														1	0
33	34	35	36												
Game 2: Frederic Cattaneo Serving													GoRe	FrCa	
														2	0
37	38	39	40	41	42	43	44	45	46	47	48				
Game 3: Gordon Reid Serving													GoRe	FrCa	
														3	0
49	50	51	52												
Game 4: Frederic Cattaneo Serving													GoRe	FrCa	
														4	0
53	54	55	56												
Game 5: Gordon Reid Serving													GoRe	FrCa	
														5	0
57	58	59	60	61	62										



Scorecard - Singles

Cartão de resultados - simples

Game 6: Frederic Cattaneo Serving

														GoRe	FrCa
														5	1
63	64	65	66	67	68										

Game 7: Gordon Reid Serving

														GoRe	FrCa
														5	2
69	70	71	72	73	74	75	76	77	78						

Game 8: Frederic Cattaneo Serving

														GoRe	FrCa
														6	2
79	80	81	82												

Legend:					
	Winner		Double fault		Point to receiver - 2nd serve
	Ace - 1st Server		Point to receiver - 1st serve		Point to server - 1st serve
					Point to server - 2nd serve
					Service Break



Match Statistics

Estatísticas da partida

W	OLSSON Stefan (7)	SWE	6	7
	SANADA Takashi (9)	JPN	2	6 (5)
Match duration: 1h28min			32min	56min

Court 2

Chair Umpire: DIAZ Carlos (COL)

OLSSON Stefan (7)				SANADA Takashi (9)				
1set	2set	3set	Total		1set	2set	3set	Total
0	0		0	Total aces	0	0		0
6	6		12	Double faults	4	2		6
0	1		1	Service winners	1	1		2
11/22	25/45		36/67	1st serve	14/27	33/43		47/70
(50%)	(56%)		(54%)		(52%)	(77%)		(67%)
0	0		0	Aces on 1st serve	0	0		0
9/11	17/25		26/36	Points won on 1st serve	8/14	22/33		30/47
(82%)	(68%)		(72%)		(57%)	(67%)		(64%)
5/11	14/20		19/31	2nd Serve	9/13	8/10		17/23
(45%)	(70%)		(61%)		(69%)	(80%)		(74%)
0	0		0	Aces on 2nd Serve	0	0		0
4/11	11/20		15/31	Points won on 2nd serve	2/13	6/10		8/23
(36%)	(55%)		(48%)		(15%)	(60%)		(35%)
17/27	15/43		32/70	Receiving points won	9/22	17/45		26/67
(63%)	(35%)		(46%)		(41%)	(38%)		(39%)
3/5	1/2		4/7	Break point conversions	1/2	1/5		2/7
(60%)	(50%)		(57%)		(50%)	(20%)		(29%)
16	17		33	Total winners	3	17		20
11	11		22	Forehand winners	2	11		13
5	5		10	Backhand winners	0	5		5
4	6		10	Forced errors	1	14		15
12	22		34	Unforced errors	13	12		25
2/2	5/6		7/8	Net points won	1/4	0/1		1/5
(100%)	(83%)		(88%)		(25%)	(0%)		(20%)
30	43		73	Total points won	19	45		64

	1set						2set							
	*1	1*2	3*4	5*5	6		*1	1*2	2*3	3*4	5*5	5*6	6	7
OLSSON Stefan (7)														
SANADA Takashi (9)	0	*1	1	*1	1	*1	2	*2	2	*3	3	*3	4	*5

Note:

Total winners is the sum of total aces, service winners, forehand winners and backhand winners.

Legend:

W Winner * Server



Scorecard - Singles

Cartão de resultados - simples

W	OLSSON Stefan (7)	SWE	6	7
	SANADA Takashi (9)	JPN	2	6 (5)
Match duration: 1h28min			32min	56min

Court	Court 2	Scoring Rule	Normal 3 Set Match
Chair Umpire	DIAZ Carlos (COL)	Match Code	MS305
Started	12:07	Finished	13:36

1st Set

Game	Serving	StOI	TaSa
Game 1	Stefan Olsson	1	0
Game 2	Takashi Sanada	1	1
Game 3	Stefan Olsson	2	1
Game 4	Takashi Sanada	3	1
Game 5	Stefan Olsson	4	1
Game 6	Takashi Sanada	5	1
Game 7	Stefan Olsson	5	2
Game 8	Takashi Sanada	6	2

2nd Set

Game	Serving	StOI	TaSa
Game 1	Stefan Olsson	1	0
Game 2	Takashi Sanada	1	1
Game 3	Stefan Olsson	2	1



Scorecard - Singles

Cartão de resultados - simples

Legend:							
TB	Tie-break	W	Winner	⊕	Double fault	⊖	Point to receiver - 2nd serve
⊖	Point to server - 2nd serve	⊖	Point to receiver - 1st serve	⊖	Point to server - 1st serve	✱	Service Break



Match Statistics

Estatísticas da partida

	JEREMIASZ Michael (16)	FRA	0	0
W	GERARD Joachim (2)	BEL	6	6
Match duration: 0h53min			24min	29min

Court 2

Chair Umpire: ZALOGA Gabriela (POL)

JEREMIASZ Michael (16)				GERARD Joachim (2)				
1set	2set	3set	Total		1set	2set	3set	Total
2	0		2	Total aces	3	2		5
2	2		4	Double faults	0	2		2
0	0		0	Service winners	0	1		1
16/26	10/16		26/42	1st serve	12/14	19/29		31/43
(62%)	(63%)		(62%)		(86%)	(66%)		(72%)
2	0		2	Aces on 1st serve	2	2		4
8/16	3/10		11/26	Points won on 1st serve	10/12	13/19		23/31
(50%)	(30%)		(42%)		(83%)	(68%)		(74%)
8/10	4/6		12/16	2nd Serve	2/2	8/10		10/12
(80%)	(67%)		(75%)		(100%)	(80%)		(83%)
0	0		0	Aces on 2nd Serve	1	0		1
2/10	1/6		3/16	Points won on 2nd serve	2/2	5/10		7/12
(20%)	(17%)		(19%)		(100%)	(50%)		(58%)
2/14	11/29		13/43	Receiving points won	16/26	12/16		28/42
(14%)	(38%)		(30%)		(62%)	(75%)		(67%)
0/0	0/4		0/4	Break point conversions	3/10	3/5		6/15
(0%)	(0%)		(0%)		(30%)	(60%)		(40%)
3	2		5	Total winners	18	17		35
0	0		0	Forehand winners	6	9		15
1	2		3	Backhand winners	9	5		14
3	5		8	Forced errors	2	4		6
7	8		15	Unforced errors	7	9		16
0/1	1/3		1/4	Net points won	6/8	2/4		8/12
(0%)	(33%)		(25%)		(75%)	(50%)		(67%)
12	15		27	Total points won	28	30		58

	1set					2set				
JEREMIASZ Michael (16)	*0	0	*0	0	*0	0	*0	0	*0	0
GERARD Joachim (2)	1	*2	3	*4	5	*6	1	*2	3	*4

Note:

Total winners is the sum of total aces, service winners, forehand winners and backhand winners.

Legend:

W Winner * Server



Scorecard - Singles

Cartão de resultados - simples

	JEREMIASZ Michael (16)	FRA	0	0
W	GERARD Joachim (2)	BEL	6	6
Match duration: 0h53min			24min	29min

Court	Court 2	Scoring Rule	Normal 3 Set Match
Chair Umpire	ZALOGA Gabriela (POL)	Match Code	MS308
Started	13:57	Finished	14:51

1st Set

Game 1: Michael Jeremiasz Serving										MiJe	JoGe	
										0	1	☀
1	2	3	4	5	6	7	8	9	10			
Game 2: Joachim Gerard Serving										MiJe	JoGe	
										0	2	
11	12	13	14	15								
Game 3: Michael Jeremiasz Serving										MiJe	JoGe	
										0	3	☀
16	17	18	19	20	21	22	23					
Game 4: Joachim Gerard Serving										MiJe	JoGe	
										0	4	
24	25	26	27	28								
Game 5: Michael Jeremiasz Serving										MiJe	JoGe	
										0	5	☀
29	30	31	32	33	34	35	36					
Game 6: Joachim Gerard Serving										MiJe	JoGe	
										0	6	
37	38	39	40									

2nd Set

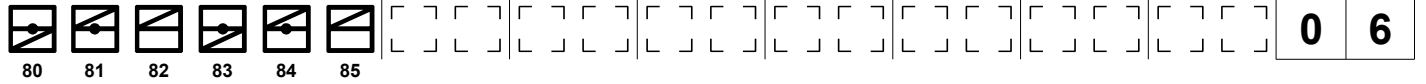
Game 1: Michael Jeremiasz Serving										MiJe	JoGe								
										0	1	☀							
41	42	43	44	45															
Game 2: Joachim Gerard Serving										MiJe	JoGe								
										0	2								
46	47	48	49	50															
Game 3: Michael Jeremiasz Serving										MiJe	JoGe								
										0	3	☀							
51	52	53	54	55															
Game 4: Joachim Gerard Serving										MiJe	JoGe								
										0	4								
56	57	58	59	60	61	62	63	64	65	66	67	68	69	70	71	72	73		
Game 5: Michael Jeremiasz Serving										MiJe	JoGe								
										0	5	☀							
74	75	76	77	78	79														











Scorecard - Singles

Cartão de resultados - simples

Game 6: Joachim Gerard Serving



Legend:							
W	Winner		Ace - 2nd Server		Double fault		Point to receiver - 2nd serve
	Point to server - 2nd serve		Ace - 1st Server		Point to receiver - 1st serve		Point to server - 1st serve
	Service Break						



Match Statistics

Estadísticas da partida

W	HEWETT Alfie (13)	GBR	7	4	6
	PEIFER Nicolas (4)	FRA	6 (4)	6	3
Match duration: 2h44min			74min	43min	46min

Court 8

Chair Umpire: CURUTCHET HOLM Rodolfo (URU)

HEWETT Alfie (13)				PEIFER Nicolas (4)				
1set	2set	3set	Total		1set	2set	3set	Total
0	0	0	0	Total aces	0	1	0	1
1	0	4	5	Double faults	1	2	1	4
0	0	0	0	Service winners	0	0	0	0
29/43	20/28	33/46	82/117	1st serve	32/48	18/35	16/24	66/107
(67%)	(71%)	(72%)	(70%)		(67%)	(51%)	(67%)	(62%)
0	0	0	0	Aces on 1st serve	0	1	0	1
17/29	11/20	19/33	47/82	Points won on 1st serve	19/32	12/18	5/16	36/66
(59%)	(55%)	(58%)	(57%)		(59%)	(67%)	(31%)	(55%)
13/14	8/8	9/13	30/35	2nd Serve	15/16	15/17	7/8	37/41
(93%)	(100%)	(69%)	(86%)		(94%)	(88%)	(88%)	(90%)
0	0	0	0	Aces on 2nd Serve	0	0	0	0
6/14	1/8	4/13	11/35	Points won on 2nd serve	4/16	6/17	4/8	14/41
(43%)	(13%)	(31%)	(31%)		(25%)	(35%)	(50%)	(34%)
25/48	17/35	15/24	57/107	Receiving points won	20/43	16/28	23/46	59/117
(52%)	(49%)	(63%)	(53%)		(47%)	(57%)	(50%)	(50%)
3/8	2/4	3/3	8/15	Break point conversions	3/4	3/3	2/5	8/12
(38%)	(50%)	(100%)	(53%)		(75%)	(100%)	(40%)	(67%)
0	0	0	0	Total winners	0	1	0	1
0	0	0	0	Forehand winners	0	0	0	0
0	0	0	0	Backhand winners	0	0	0	0
0	0	0	0	Forced errors	0	0	0	0
1	0	4	5	Unforced errors	1	2	1	4
0/0	0/0	0/0	0/0	Net points won	0/0	0/0	0/0	0/0
(0%)	(0%)	(0%)	(0%)		(0%)	(0%)	(0%)	(0%)
48	29	38	115	Total points won	43	34	32	109

	1set							2set							3set																		
HEWETT Alfie (13)	0	*0	1	*2	2	*3	3	*3	4	*5	6	*6	7	*0	0	*1	1	*2	3	*3	4	*4	4	*0	1	*2	3	*4	5	*5	5	*6	6
PEIFER Nicolas (4)	*1	2	*2	2	*3	3	*4	5	*5	5	*5	6	6(4)	1	*2	2	*3	3	*3	4	*4	5	*6	1	*1	1	*1	1	*1	2	*3	3	



Match Statistics

Estatísticas da partida

Note:
Total winners is the sum of total aces, service winners, forehand winners and backhand winners.

Legend:
W Winner * Server

Only chair umpire statistics recorded for this match.



Scorecard - Singles

Cartão de resultados - simples

W	HEWETT Alfie (13)	GBR	7	4	6
	PEIFER Nicolas (4)	FRA	6 (4)	6	3
Match duration: 2h44min			74min	43min	46min

Court	Court 8	Scoring Rule	Normal 3 Set Match
Chair Umpire	CURUTCHET HOLM Rodolfo (URU)	Match Code	MS306
Started	12:19	Finished	15:05

1st Set

Game	Serving	AIHe	NiPe
Game 1	Nicolas Peifer	0	1
Game 2	Alfie Hewett	0	2
Game 3	Nicolas Peifer	1	2
Game 4	Alfie Hewett	2	2
Game 5	Nicolas Peifer	2	3
Game 6	Alfie Hewett	3	3
Game 7	Nicolas Peifer	3	4
Game 8	Alfie Hewett	3	5
Game 9	Nicolas Peifer	4	5
Game 10	Alfie Hewett	5	5
Game 11	Nicolas Peifer	6	5



Match Statistics

Estadísticas da partida

W	MIKI Takuya (10)	JPN	4	7	6
	SCHEFFERS Maikel (8)	NED	6	5	4
Match duration: 2h48min			36min	65min	67min

Court 9

Chair Umpire: CINKO Adelka (CRO)

MIKI Takuya (10)				SCHEFFERS Maikel (8)				
1set	2set	3set	Total		1set	2set	3set	Total
1	0	0	1	Total aces	0	3	0	3
2	4	2	8	Double faults	2	2	2	6
0	0	0	0	Service winners	0	0	0	0
15/28	33/48	18/30	66/106	1st serve	14/24	27/40	30/44	71/108
(54%)	(69%)	(60%)	(62%)		(58%)	(68%)	(68%)	(66%)
1	0	0	1	Aces on 1st serve	0	2	0	2
8/15	17/33	13/18	38/66	Points won on 1st serve	9/14	14/27	17/30	40/71
(53%)	(52%)	(72%)	(58%)		(64%)	(52%)	(57%)	(56%)
11/13	11/15	10/12	32/40	2nd Serve	8/10	11/13	12/14	31/37
(85%)	(73%)	(83%)	(80%)		(80%)	(85%)	(86%)	(84%)
0	0	0	0	Aces on 2nd Serve	0	1	0	1
5/13	7/15	6/12	18/40	Points won on 2nd serve	5/10	3/13	7/14	15/37
(38%)	(47%)	(50%)	(45%)		(50%)	(23%)	(50%)	(41%)
10/24	23/40	20/44	53/108	Receiving points won	15/28	24/48	11/30	50/106
(42%)	(57%)	(45%)	(49%)		(54%)	(50%)	(37%)	(47%)
2/2	4/5	2/5	8/12	Break point conversions	3/3	3/9	1/1	7/13
(100%)	(80%)	(40%)	(67%)		(100%)	(33%)	(100%)	(54%)
1	0	0	1	Total winners	0	3	0	3
0	0	0	0	Forehand winners	0	0	0	0
0	0	0	0	Backhand winners	0	0	0	0
0	0	0	0	Forced errors	0	0	0	0
2	4	2	8	Unforced errors	2	2	2	6
0/0	0/0	0/0	0/0	Net points won	0/0	0/0	0/0	0/0
(0%)	(0%)	(0%)	(0%)		(0%)	(0%)	(0%)	(0%)
23	47	39	109	Total points won	29	41	35	105

	1set					2set							3set																			
MIKI Takuya (10)	0	*0	0	*1	2	*2	2	*3	4	*4	0	*0	1	*2	2	*2	3	*4	5	*5	6	*7	1	*2	2	*3	3	*3	4	*5	5	*6
SCHEFFERS Maikel (8)	*1	2	*3	3	*3	4	*5	5	*5	6	*1	2	*2	2	*3	4	*4	4	*4	5	*5	5	*0	0	*1	1	*2	3	*3	3	*4	4



Match Statistics

Estatísticas da partida

Note:
Total winners is the sum of total aces, service winners, forehand winners and backhand winners.

Legend:
W Winner * Server

Only chair umpire statistics recorded for this match.



Scorecard - Singles

Cartão de resultados - simples

W	MIKI Takuya (10)	JPN	4	7	6
	SCHEFFERS Maikel (8)	NED	6	5	4
Match duration: 2h48min			36min	65min	67min

Court	Court 9	Scoring Rule	Normal 3 Set Match
Chair Umpire	CINKO Adelka (CRO)	Match Code	MS302
Started	12:46	Finished	15:34

1st Set

Game 1: Maikel Scheffers Serving												TaMi	MaSc
												0	1
1	2	3	4										

Game 2: Takuya Miki Serving												TaMi	MaSc
												0	2
5	6	7	8	9	10								

Game 3: Maikel Scheffers Serving												TaMi	MaSc
												0	3
11	12	13	14	15	16								

Game 4: Takuya Miki Serving												TaMi	MaSc
												1	3
17	18	19	20	21									

Game 5: Maikel Scheffers Serving												TaMi	MaSc
												2	3
22	23	24	25	26									

Game 6: Takuya Miki Serving												TaMi	MaSc
												2	4
27	28	29	30	31									

Game 7: Maikel Scheffers Serving												TaMi	MaSc
												2	5
32	33	34	35										

Game 8: Takuya Miki Serving												TaMi	MaSc
												3	5
36	37	38	39	40	41								

Game 9: Maikel Scheffers Serving												TaMi	MaSc
												4	5
42	43	44	45	46									

Game 10: Takuya Miki Serving												TaMi	MaSc
												4	6
47	48	49	50	51	52								






2nd Set





Game 1: Maikel Scheffers Serving												TaMi	MaSc
												0	1
53	54	55	56	57	58								













Scorecard - Singles








Cartão de resultados - simples













Game 2: Takuya Miki Serving														TaMi	MaSc		
															0	2	
59	60	61	62														















Game 3: Maikel Scheffers Serving														TaMi	MaSc		
															1	2	
63	64	65	66														








Game 4: Takuya Miki Serving														TaMi	MaSc		
															2	2	
67	68	69	70	71													

Game 5: Maikel Scheffers Serving														TaMi	MaSc		
															2	3	
72	73	74	75	76	77												








Game 6: Takuya Miki Serving														TaMi	MaSc		
															2	4	
78	79	80	81	82	83												






Game 7: Maikel Scheffers Serving														TaMi	MaSc		
															3	4	
84	85	86	87	88	89	90	91	92	93	94	95						

Game 8: Takuya Miki Serving														TaMi	MaSc		
															4	4	
96	97	98	99	100	101	102	103	104	105	106	107	108	109				

Game 9: Maikel Scheffers Serving														TaMi	MaSc		
															5	4	
110	111	112	113	114	115												









Game 10: Takuya Miki Serving														TaMi	MaSc		
															5	5	
116	117	118	119	120	121	122	123	124	125	126	127	128	129				









Game 11: Maikel Scheffers Serving														TaMi	MaSc		
															6	5	
130	131	132	133	134	135												

Game 12: Takuya Miki Serving														TaMi	MaSc		
															7	5	
136	137	138	139	140													

3rd Set

Game 1: Maikel Scheffers Serving														TaMi	MaSc		
															1	0	
141	142	143	144	145	146	147	148	149	150	151	152	153	154	155	156		

Game 2: Takuya Miki Serving														TaMi	MaSc		
															2	0	
157	158	159	160	161	162	163	164										

Game 3: Maikel Scheffers Serving														TaMi	MaSc		
															2	1	
165	166	167	168	169	170	171	172										



Scorecard - Singles

Cartão de resultados - simples

Game 4: Takuya Miki Serving

														TaMi	MaSc	
															3	1
173	174	175	176	177												

Game 5: Maikel Scheffers Serving

														TaMi	MaSc	
															3	2
178	179	180	181	182	183											

Game 6: Takuya Miki Serving

														TaMi	MaSc	
															3	3
184	185	186	187	188	189											

Game 7: Maikel Scheffers Serving

														TaMi	MaSc	
															4	3
190	191	192	193	194	195	196	197	198	199							

Game 8: Takuya Miki Serving

														TaMi	MaSc	
															5	3
200	201	202	203	204	205											

Game 9: Maikel Scheffers Serving

														TaMi	MaSc	
															5	4
206	207	208	209													

Game 10: Takuya Miki Serving

														TaMi	MaSc	
															6	4
210	211	212	213	214												

Legend:

W	Winner		Ace - 2nd Server		Double fault		Point to receiver - 2nd serve
	Point to server - 2nd serve		Ace - 1st Server		Point to receiver - 1st serve		Point to server - 1st serve
	Service Break						



Match Statistics

Estatísticas da partida

W	KUNIEDA Shingo (6)	JPN	6	6
	DONG Shunjiang	CHN	1	4
Match duration: 1h16min			31min	44min

Court 8

Chair Umpire: NICOLELLA Vincenzo (ITA)

KUNIEDA Shingo (6)				DONG Shunjiang				
1set	2set	3set	Total		1set	2set	3set	Total
0	1		1	Total aces	0	3		3
3	0		3	Double faults	2	3		5
0	0		0	Service winners	0	0		0
15/23	22/29		37/52	1st serve	12/21	16/29		28/50
(65%)	(76%)		(71%)		(57%)	(55%)		(56%)
0	1		1	Aces on 1st serve	0	3		3
10/15	14/22		24/37	Points won on 1st serve	3/12	11/16		14/28
(67%)	(64%)		(65%)		(25%)	(69%)		(50%)
5/8	7/7		12/15	2nd Serve	7/9	10/13		17/22
(63%)	(100%)		(80%)		(78%)	(77%)		(77%)
0	0		0	Aces on 2nd Serve	0	0		0
3/8	5/7		8/15	Points won on 2nd serve	2/9	3/13		5/22
(38%)	(71%)		(53%)		(22%)	(23%)		(23%)
16/21	15/29		31/50	Receiving points won	10/23	10/29		20/52
(76%)	(52%)		(62%)		(43%)	(34%)		(38%)
4/5	2/4		6/9	Break point conversions	1/4	1/2		2/6
(80%)	(50%)		(67%)		(25%)	(50%)		(33%)
0	1		1	Total winners	0	3		3
0	0		0	Forehand winners	0	0		0
0	0		0	Backhand winners	0	0		0
0	0		0	Forced errors	0	0		0
3	0		3	Unforced errors	2	3		5
0/0	0/0		0/0	Net points won	0/0	0/0		0/0
(0%)	(0%)		(0%)		(0%)	(0%)		(0%)
29	34		63	Total points won	15	24		39

	1set						2set										
KUNIEDA Shingo (6)	1	*2	3	*3	4	*5	6	*1	2	*3	3	*4	4	*5	5	*5	6
DONG Shunjiang	*0	0	*0	1	*1	1	*1	0	*0	0	*1	1	*2	2	*3	4	*4



Match Statistics

Estatísticas da partida

Note:
Total winners is the sum of total aces, service winners, forehand winners and backhand winners.

Legend:
W Winner * Server

Only chair umpire statistics recorded for this match.



Scorecard - Singles

Cartão de resultados - simples

W	KUNIEDA Shingo (6)	JPN	6	6
	DONG Shunjiang	CHN	1	4
Match duration: 1h16min			31min	44min

Court	Court 8	Scoring Rule	Normal 3 Set Match
Chair Umpire	NICOLELLA Vincenzo (ITA)	Match Code	MS307
Started	15:29	Finished	16:45

1st Set

Game 1: Shunjiang Dong Serving													ShKu	ShDo	
													1	0	
1	2	3	4	5	6										
Game 2: Shingo Kunieda Serving													ShKu	ShDo	
													2	0	
7	8	9	10	11											
Game 3: Shunjiang Dong Serving													ShKu	ShDo	
													3	0	
12	13	14	15	16											
Game 4: Shingo Kunieda Serving													ShKu	ShDo	
													3	1	
17	18	19	20	21	22	23	24	25	26	27	28				
Game 5: Shunjiang Dong Serving													ShKu	ShDo	
													4	1	
29	30	31	32	33											
Game 6: Shingo Kunieda Serving													ShKu	ShDo	
													5	1	
34	35	36	37	38	39										
Game 7: Shunjiang Dong Serving													ShKu	ShDo	
													6	1	
40	41	42	43	44											

2nd Set

Game 1: Shingo Kunieda Serving													ShKu	ShDo	
													1	0	
45	46	47	48												
Game 2: Shunjiang Dong Serving													ShKu	ShDo	
													2	0	
49	50	51	52	53											
Game 3: Shingo Kunieda Serving													ShKu	ShDo	
													3	0	
54	55	56	57	58											
Game 4: Shunjiang Dong Serving													ShKu	ShDo	
													3	1	
59	60	61	62	63	64										



Scorecard - Singles

Cartão de resultados - simples

Game 5: Shingo Kunieda Serving														ShKu	ShDo
														4	1
65	66	67	68	69	70	71	72								
Game 6: Shunjiang Dong Serving														ShKu	ShDo
														4	2
73	74	75	76	77	78										
Game 7: Shingo Kunieda Serving														ShKu	ShDo
														5	2
79	80	81	82	83	84										
Game 8: Shunjiang Dong Serving														ShKu	ShDo
														5	3
85	86	87	88	89	90	91	92								
Game 9: Shingo Kunieda Serving														ShKu	ShDo
														5	4
93	94	95	96	97	98										
Game 10: Shunjiang Dong Serving														ShKu	ShDo
														6	4
99	100	101	102												

Legend:					
W	Winner		Double fault		Point to receiver - 2nd serve
	Ace - 1st Server		Point to receiver - 1st serve		Point to server - 2nd serve
					Point to server - 1st serve
					Service Break



Match Statistics

Estadísticas da partida

W	KUNIEDA Shingo (6)	JPN	6	6
	DONG Shunjiang	CHN	1	4
Match duration: 1h16min			31min	44min

Court 8

Chair Umpire: NICOLELLA Vincenzo (ITA)

KUNIEDA Shingo (6)				DONG Shunjiang				
1set	2set	3set	Total		1set	2set	3set	Total
0	1		1	Total aces	0	3		3
3	0		3	Double faults	2	3		5
0	0		0	Service winners	0	0		0
15/23	22/29		37/52	1st serve	12/21	16/29		28/50
(65%)	(76%)		(71%)		(57%)	(55%)		(56%)
0	1		1	Aces on 1st serve	0	3		3
10/15	14/22		24/37	Points won on 1st serve	3/12	11/16		14/28
(67%)	(64%)		(65%)		(25%)	(69%)		(50%)
5/8	7/7		12/15	2nd Serve	7/9	10/13		17/22
(63%)	(100%)		(80%)		(78%)	(77%)		(77%)
0	0		0	Aces on 2nd Serve	0	0		0
3/8	5/7		8/15	Points won on 2nd serve	2/9	3/13		5/22
(38%)	(71%)		(53%)		(22%)	(23%)		(23%)
16/21	15/29		31/50	Receiving points won	10/23	10/29		20/52
(76%)	(52%)		(62%)		(43%)	(34%)		(38%)
4/5	2/4		6/9	Break point conversions	1/4	1/2		2/6
(80%)	(50%)		(67%)		(25%)	(50%)		(33%)
0	1		1	Total winners	0	3		3
0	0		0	Forehand winners	0	0		0
0	0		0	Backhand winners	0	0		0
0	0		0	Forced errors	0	0		0
3	0		3	Unforced errors	2	3		5
0/0	0/0		0/0	Net points won	0/0	0/0		0/0
(0%)	(0%)		(0%)		(0%)	(0%)		(0%)
29	34		63	Total points won	15	24		39

	1set						2set										
KUNIEDA Shingo (6)	1	*2	3	*3	4	*5	6	*1	2	*3	3	*4	4	*5	5	*5	6
DONG Shunjiang	*0	0	*0	1	*1	1	*1	0	*0	0	*1	1	*2	2	*3	4	*4



Match Statistics

Estatísticas da partida

Note:
Total winners is the sum of total aces, service winners, forehand winners and backhand winners.

Legend:
W Winner * Server

Only chair umpire statistics recorded for this match.



Match Statistics

Estatísticas da partida

	OLSSON Stefan (7)	SWE	1	6	3
W	HEWETT Alfie (13)	GBR	6	2	6
Match duration: 1h30min			29min	28min	33min

Court 7

Chair Umpire: BARBOZA Pablo (ARG)

OLSSON Stefan (7)				HEWETT Alfie (13)				
1set	2set	3set	Total		1set	2set	3set	Total
0	0	0	0	Total aces	0	0	1	1
2	2	2	6	Double faults	2	2	3	7
0	0	0	0	Service winners	0	0	0	0
13/19	17/22	15/25	45/66	1st serve	17/26	14/23	14/23	45/72
(68%)	(77%)	(60%)	(68%)		(65%)	(61%)	(61%)	(63%)
0	0	0	0	Aces on 1st serve	0	0	1	1
7/13	12/17	7/15	26/45	Points won on 1st serve	12/17	7/14	9/14	28/45
(54%)	(71%)	(47%)	(58%)		(71%)	(50%)	(64%)	(62%)
4/6	3/5	8/10	15/21	2nd Serve	7/9	7/9	6/9	20/27
(67%)	(60%)	(80%)	(71%)		(78%)	(78%)	(67%)	(74%)
0	0	0	0	Aces on 2nd Serve	0	0	0	0
1/6	1/5	4/10	6/21	Points won on 2nd serve	6/9	3/9	5/9	14/27
(17%)	(20%)	(40%)	(29%)		(67%)	(33%)	(56%)	(52%)
8/26	13/23	9/23	30/72	Receiving points won	11/19	9/22	14/25	34/66
(31%)	(57%)	(39%)	(42%)		(58%)	(41%)	(56%)	(52%)
0/3	3/4	1/1	4/8	Break point conversions	2/4	1/1	3/4	6/9
(0%)	(75%)	(100%)	(50%)		(50%)	(100%)	(75%)	(67%)
0	0	0	0	Total winners	0	0	1	1
0	0	0	0	Forehand winners	0	0	0	0
0	0	0	0	Backhand winners	0	0	0	0
0	0	0	0	Forced errors	0	0	0	0
2	2	2	6	Unforced errors	2	2	3	7
0/0	0/0	0/0	0/0	Net points won	0/0	0/0	0/0	0/0
(0%)	(0%)	(0%)	(0%)		(0%)	(0%)	(0%)	(0%)
16	26	20	62	Total points won	29	19	28	76

	1set					2set						3set																			
OLSSON Stefan (7)	0	*0	0	*1	1	*1	1	1	1	1	*1	2	*3	4	*5	5	*5	6	*1	1	*2	3	*3	3	*3	3	*3				
HEWETT Alfie (13)	*1	2	*3	3	*4	5	*6	0	*0	0	*1	2	*2	0	*1	1	*1	2	*3	4	*5	6	0	*1	1	*1	2	*3	4	*5	6



Match Statistics

Estatísticas da partida

Note:
Total winners is the sum of total aces, service winners, forehand winners and backhand winners.

Legend:
W Winner * Server

Only chair umpire statistics recorded for this match.



Scorecard - Singles

Cartão de resultados - simples

	OLSSON Stefan (7)	SWE	1	6	3
W	HEWETT Alfie (13)	GBR	6	2	6
Match duration: 1h30min			29min	28min	33min

Court	Court 7	Scoring Rule	Normal 3 Set Match
Chair Umpire	BARBOZA Pablo (ARG)	Match Code	MS403
Started	12:06	Finished	13:36

1st Set

Game	Serving	StOI	AlHe
Game 1	Alfie Hewett	0	1
Game 2	Stefan Olsson	0	2
Game 3	Alfie Hewett	0	3
Game 4	Stefan Olsson	1	3
Game 5	Alfie Hewett	1	4
Game 6	Stefan Olsson	1	5
Game 7	Alfie Hewett	1	6

2nd Set

Game	Serving	StOI	AlHe
Game 1	Stefan Olsson	1	0
Game 2	Alfie Hewett	2	0
Game 3	Stefan Olsson	3	0
Game 4	Alfie Hewett	4	0



Scorecard - Singles







Cartão de resultados - simples

Game 5: Stefan Olsson Serving														StOI	AlHe	
															5	0
72	73	74	75													
Game 6: Alfie Hewett Serving														StOI	AlHe	
															5	1
76	77	78	79	80												
Game 7: Stefan Olsson Serving														StOI	AlHe	
															5	2
81	82	83	84													
Game 8: Alfie Hewett Serving														StOI	AlHe	
															6	2
85	86	87	88	89	90											
3rd Set																
Game 1: Stefan Olsson Serving														StOI	AlHe	
															1	0
91	92	93	94	95												
Game 2: Alfie Hewett Serving														StOI	AlHe	
															1	1
96	97	98	99	100												
Game 3: Stefan Olsson Serving														StOI	AlHe	
															2	1
101	102	103	104	105												
Game 4: Alfie Hewett Serving														StOI	AlHe	
															3	1
106	107	108	109													
Game 5: Stefan Olsson Serving														StOI	AlHe	
															3	2
110	111	112	113	114												
Game 6: Alfie Hewett Serving														StOI	AlHe	
															3	3
115	116	117	118	119	120	121	122	123	124							
Game 7: Stefan Olsson Serving														StOI	AlHe	
															3	4
125	126	127	128	129												
Game 8: Alfie Hewett Serving														StOI	AlHe	
															3	5
130	131	132	133													
Game 9: Stefan Olsson Serving														StOI	AlHe	
															3	6
134	135	136	137	138												



Scorecard - Singles

Cartão de resultados - simples

Legend:					
W	Winner		Double fault		Point to receiver - 2nd serve
	Ace - 1st Server		Point to receiver - 1st serve		Point to server - 1st serve
					Service Break



Match Statistics

Estatísticas da partida

	KUNIEDA Shingo (6)	JPN	3	3
W	GERARD Joachim (2)	BEL	6	6
Match duration: 1h34min			47min	47min

Centre Court

Chair Umpire: da FONTE MAIA Rafael (BRA)

KUNIEDA Shingo (6)				GERARD Joachim (2)				
1set	2set	3set	Total		1set	2set	3set	Total
1	0		1	Total aces	2	1		3
4	1		5	Double faults	1	3		4
0	0		0	Service winners	2	0		2
23/33	17/24		40/57	1st serve	23/28	20/30		43/58
(70%)	(71%)		(70%)	Aces on 1st serve	(82%)	(67%)		(74%)
1	0		1	Points won on 1st serve	2	1		3
12/23	10/17		22/40	2nd Serve	15/23	12/20		27/43
(52%)	(59%)		(55%)	Aces on 2nd Serve	(65%)	(60%)		(63%)
6/10	6/7		12/17	Points won on 2nd serve	4/5	7/10		11/15
(60%)	(86%)		(71%)	Receiving points won	(80%)	(70%)		(73%)
0	0		0	Break point conversions	0	0		0
3/10	4/7		7/17	Total winners	2/5	6/10		8/15
(30%)	(57%)		(41%)	Forehand winners	(40%)	(60%)		(53%)
11/28	12/30		23/58	Backhand winners	18/33	10/24		28/57
(39%)	(40%)		(40%)	Forced errors	(55%)	(42%)		(49%)
1/1	1/2		2/3	Unforced errors	3/5	2/6		5/11
(100%)	(50%)		(67%)	Net points won	(60%)	(33%)		(45%)
3	6		9	Total points won	15	12		27
1	3		4		6	5		11
1	3		4		5	6		11
4	6		10		2	5		7
16	10		26		21	15		36
2/3	0/4		2/7		2/6	3/9		5/15
(67%)	(0%)		(29%)		(33%)	(33%)		(33%)
26	26		52		35	28		63

	1set						2set												
KUNIEDA Shingo (6)	*1	1	*2	2	*2	2	*2	3	*3	3	0	*1	1	*1	2	*3	3	*3	3
GERARD Joachim (2)	0	*1	1	*2	3	*4	5	*5	6	*1	1	*2	3	*3	3	*4	5	*6	

Note:

Total winners is the sum of total aces, service winners, forehand winners and backhand winners.

Legend:

W Winner * Server



Scorecard - Singles
Cartão de resultados - simples

	KUNIEDA Shingo (6)	JPN	3	3
W	GERARD Joachim (2)	BEL	6	6
Match duration: 1h34min			47min	47min

Court	Centre Court	Scoring Rule	Normal 3 Set Match
Chair Umpire	da FONTE MAIA Rafael (BRA)	Match Code	MS404
Started	12:09	Finished	13:45

1st Set

Game	Serving	ShKu	JoGe
Game 1	Shingo Kunieda	1	0
Game 2	Joachim Gerard	1	1
Game 3	Shingo Kunieda	2	1
Game 4	Joachim Gerard	2	2
Game 5	Shingo Kunieda	2	3
Game 6	Joachim Gerard	2	4
Game 7	Shingo Kunieda	2	5
Game 8	Joachim Gerard	3	5
Game 9	Shingo Kunieda	3	6

2nd Set

Game	Serving	ShKu	JoGe
Game 1	Joachim Gerard	0	1
Game 2	Shingo Kunieda	1	1



Scorecard - Singles
Cartão de resultados - simples

Game 3: Joachim Gerard Serving														ShKu	JoGe	
															1	2
75	76	77	78	79												
Game 4: Shingo Kunieda Serving														ShKu	JoGe	
															1	3
80	81	82	83	84	85											
Game 5: Joachim Gerard Serving														ShKu	JoGe	
															2	3
86	87	88	89	90												
Game 6: Shingo Kunieda Serving														ShKu	JoGe	
															3	3
91	92	93	94													
Game 7: Joachim Gerard Serving														ShKu	JoGe	
															3	4
95	96	97	98	99	100											
Game 8: Shingo Kunieda Serving														ShKu	JoGe	
															3	5
101	102	103	104	105	106	107	108	109	110							
Game 9: Joachim Gerard Serving														ShKu	JoGe	
															3	6
111	112	113	114	115	116											

Legend:	W Winner		Double fault		Point to receiver - 2nd serve		Point to server - 2nd serve	
		Ace - 1st Server		Point to receiver - 1st serve		Point to server - 1st serve		Service Break



Match Statistics

Estatísticas da partida

W	HOUDET Stephane (1)	FRA	6	6
	MIKI Takuya (10)	JPN	4	2
Match duration: 1h34min			42min	52min

Court 9

Chair Umpire: GREGORY Gigi (USA)

HOUDET Stephane (1)				MIKI Takuya (10)				
1set	2set	3set	Total		1set	2set	3set	Total
2	1		3	Total aces	1	0		1
1	2		3	Double faults	4	3		7
0	0		0	Service winners	0	0		0
16/24	18/27		34/51	1st serve	27/38	25/36		52/74
(67%)	(67%)		(67%)		(71%)	(69%)		(70%)
2	1		3	Aces on 1st serve	0	0		0
12/16	14/18		26/34	Points won on 1st serve	14/27	9/25		23/52
(75%)	(78%)		(76%)		(52%)	(36%)		(44%)
7/8	7/9		14/17	2nd Serve	7/11	8/11		15/22
(88%)	(78%)		(82%)		(64%)	(73%)		(68%)
0	0		0	Aces on 2nd Serve	1	0		1
3/8	2/9		5/17	Points won on 2nd serve	3/11	5/11		8/22
(38%)	(22%)		(29%)		(27%)	(45%)		(36%)
21/38	22/36		43/74	Receiving points won	9/24	11/27		20/51
(55%)	(61%)		(58%)		(38%)	(41%)		(39%)
3/7	3/8		6/15	Break point conversions	2/2	1/3		3/5
(43%)	(38%)		(40%)		(100%)	(33%)		(60%)
2	1		3	Total winners	1	0		1
0	0		0	Forehand winners	0	0		0
0	0		0	Backhand winners	0	0		0
0	0		0	Forced errors	0	0		0
1	2		3	Unforced errors	4	3		7
0/0	0/0		0/0	Net points won	0/0	0/0		0/0
(0%)	(0%)		(0%)		(0%)	(0%)		(0%)
36	38		74	Total points won	26	25		51

	1set						2set											
HOUDET Stephane (1)	*1	2	*3	3	*3	4	*4	4	*5	6	*1	1	*2	3	*4	5	*5	6
MIKI Takuya (10)	0	*0	0	*1	2	*2	3	*4	4	*4	0	*1	1	*1	1	*1	2	*2



Match Statistics

Estatísticas da partida

Note:
Total winners is the sum of total aces, service winners, forehand winners and backhand winners.

Legend:
W Winner * Server

Only chair umpire statistics recorded for this match.



Scorecard - Singles
Cartão de resultados - simples

Game 2: Takuya Miki Serving

														StHo	TaMi	
															1	1
73	74	75	76	77	78	79	80	81	82	83	84					

Game 3: Stephane Houdet Serving

														StHo	TaMi	
															2	1
85	86	87	88	89	90											

Game 4: Takuya Miki Serving

														StHo	TaMi	
															3	1
91	92	93	94													

Game 5: Stephane Houdet Serving

														StHo	TaMi	
															4	1
95	96	97	98	99												

Game 6: Takuya Miki Serving

														StHo	TaMi	
															5	1
100	101	102	103	104	105	106	107	108	109	110	111	112	113	114	115	

Game 7: Stephane Houdet Serving

														StHo	TaMi	
															5	2
116	117	118	119	120	121											

Game 8: Takuya Miki Serving

														StHo	TaMi	
															6	2
122	123	124	125													

Legend:					
	Winner		Ace - 2nd Server		Double fault
	Point to server - 2nd serve		Ace - 1st Server		Point to receiver - 1st serve
	Service Break		Point to receiver - 2nd serve		Point to server - 1st serve



Match Statistics

Estatísticas da partida

Note:
Total winners is the sum of total aces, service winners, forehand winners and backhand winners.

Legend:
W Winner * Server

Only chair umpire statistics recorded for this match.



Scorecard - Singles
Cartão de resultados - simples

W	REID Gordon (3)	GBR	2	7	6
	FERNANDEZ Gustavo (5)	ARG	6	6 (4)	1
Match duration: 2h14min			42min	59min	33min

Court	Court 8	Scoring Rule	Normal 3 Set Match
Chair Umpire	GOKHALE Shreeram (IND)	Match Code	MS402
Started	12:12	Finished	14:26

1st Set

Game 1: Gustavo Fernandez Serving														GoRe	GuFe			
															0	1		
1	2	3	4	5	6	7	8	9	10	11	12	13	14					
Game 2: Gordon Reid Serving														GoRe	GuFe			
																	0	2
15	16	17	18	19	20													
Game 3: Gustavo Fernandez Serving														GoRe	GuFe			
																	1	2
21	22	23	24	25	26													
Game 4: Gordon Reid Serving														GoRe	GuFe			
																	1	3
27	28	29	30															
Game 5: Gustavo Fernandez Serving														GoRe	GuFe			
																	1	4
31	32	33	34	35	36	37	38											
Game 6: Gordon Reid Serving														GoRe	GuFe			
																	2	4
39	40	41	42	43	44	45	46	47	48	49	50							
Game 7: Gustavo Fernandez Serving														GoRe	GuFe			
																	2	5
51	52	53	54	55														
Game 8: Gordon Reid Serving														GoRe	GuFe			
																	2	6
56	57	58	59	60	61													

2nd Set

Game 1: Gustavo Fernandez Serving														GoRe	GuFe			
																	0	1
62	63	64	65															
Game 2: Gordon Reid Serving														GoRe	GuFe			
																	1	1
66	67	68	69	70	71													
Game 3: Gustavo Fernandez Serving														GoRe	GuFe			
																	2	1
72	73	74	75	76														



Match Statistics

Estatísticas da partida

	HOUDET Stephane (1)	FRA	5	2
W	REID Gordon (3)	GBR	7	6
Match duration: 1h34min			50min	44min

Centre Court

Chair Umpire: LAKHDHAR Yassine (TUN)

HOUDET Stephane (1)				REID Gordon (3)				
1set	2set	3set	Total		1set	2set	3set	Total
0	1		1	Total aces	0	1		1
1	2		3	Double faults	5	0		5
0	0		0	Service winners	0	0		0
27/40	17/33		44/73	1st serve	23/33	12/20		35/53
(68%)	(52%)		(60%)		(70%)	(60%)		(66%)
0	1		1	Aces on 1st serve	0	1		1
13/27	6/17		19/44	Points won on 1st serve	13/23	8/12		21/35
(48%)	(35%)		(43%)		(57%)	(67%)		(60%)
12/13	14/16		26/29	2nd Serve	5/10	8/8		13/18
(92%)	(88%)		(90%)		(50%)	(100%)		(72%)
0	0		0	Aces on 2nd Serve	0	0		0
4/13	8/16		12/29	Points won on 2nd serve	2/10	5/8		7/18
(31%)	(50%)		(41%)		(20%)	(63%)		(39%)
18/33	7/20		25/53	Receiving points won	23/40	19/33		42/73
(55%)	(35%)		(47%)		(57%)	(58%)		(58%)
3/3	1/1		4/4	Break point conversions	4/5	3/10		7/15
(100%)	(100%)		(100%)		(80%)	(30%)		(47%)
10	8		18	Total winners	22	13		35
7	3		10	Forehand winners	13	8		21
3	4		7	Backhand winners	9	4		13
8	10		18	Forced errors	11	8		19
8	9		17	Unforced errors	14	5		19
2/2	0/0		2/2	Net points won	7/8	3/5		10/13
(100%)	(0%)		(100%)		(88%)	(60%)		(77%)
35	21		56	Total points won	38	32		70

	1set							2set							
HOUDET Stephane (1)	0*0	1*2	3*3	3*3	4*5	5*5	7	0*0	0*1	1*1	2*2	2*2	3*4	5*5	6
REID Gordon (3)	*1	2*2	2*2	3*4	5*5	5*6	7	*1	2*3	3*4	5*5	5*5	6		

Note:

Total winners is the sum of total aces, service winners, forehand winners and backhand winners.

Legend:

W Winner * Server



Scorecard - Singles

Cartão de resultados - simples

	HOUDET Stephane (1)	FRA	5	2
W	REID Gordon (3)	GBR	7	6
Match duration: 1h34min			50min	44min

Court	Centre Court	Scoring Rule	Normal 3 Set Match
Chair Umpire	LAKHDHAR Yassine (TUN)	Match Code	MS501
Started	12:03	Finished	13:38

1st Set

Game	Serving	StHo	GoRe
Game 1	Gordon Reid	0	1
Game 2	Stephane Houdet	0	2
Game 3	Gordon Reid	1	2
Game 4	Stephane Houdet	2	2
Game 5	Gordon Reid	3	2
Game 6	Stephane Houdet	3	3
Game 7	Gordon Reid	3	4
Game 8	Stephane Houdet	3	5
Game 9	Gordon Reid	4	5
Game 10	Stephane Houdet	5	5
Game 11	Gordon Reid	5	6



Match Statistics

Estatísticas da partida

W	HEWETT Alfie (13)	GBR	7	6
	GERARD Joachim (2)	BEL	5	3
Match duration: 1h29min			54min	35min

Centre Court

Chair Umpire: BELARDI GONZALEZ Armando (VEN)

HEWETT Alfie (13)				GERARD Joachim (2)				
1set	2set	3set	Total		1set	2set	3set	Total
1	0		1	Total aces	2	0		2
5	1		6	Double faults	5	2		7
0	0		0	Service winners	0	0		0
24/39	13/21		37/60	1st serve	32/47	23/31		55/78
(62%)	(62%)		(62%)		(68%)	(74%)		(71%)
1	0		1	Aces on 1st serve	2	0		2
15/24	9/13		24/37	Points won on 1st serve	18/32	11/23		29/55
(63%)	(69%)		(65%)		(56%)	(48%)		(53%)
10/15	7/8		17/23	2nd Serve	10/15	6/8		16/23
(67%)	(88%)		(74%)		(67%)	(75%)		(70%)
0	0		0	Aces on 2nd Serve	0	0		0
7/15	4/8		11/23	Points won on 2nd serve	6/15	3/8		9/23
(47%)	(50%)		(48%)		(40%)	(38%)		(39%)
23/47	17/31		40/78	Receiving points won	17/39	8/21		25/60
(49%)	(55%)		(51%)		(44%)	(38%)		(42%)
3/9	3/5		6/14	Break point conversions	2/4	1/1		3/5
(33%)	(60%)		(43%)		(50%)	(100%)		(60%)
14	17		31	Total winners	16	6		22
8	10		18	Forehand winners	6	5		11
5	7		12	Backhand winners	8	1		9
10	5		15	Forced errors	6	2		8
15	11		26	Unforced errors	25	11		36
4/9	0/0		4/9	Net points won	2/5	1/3		3/8
(44%)	(0%)		(44%)		(40%)	(33%)		(38%)
45	30		75	Total points won	41	22		63

	1set							2set					
HEWETT Alfie (13)	0*0	0*1	2*3	3*4	5*5	6*7		1*2	2*3	4*4	4*5	6	
GERARD Joachim (2)	*1	2*3	3*3	3*4	4*4	5*5	5	*0	0*1	1*1	2*3	3*3	

Note:
Total winners is the sum of total aces, service winners, forehand winners and backhand winners.

Legend:
W Winner * Server



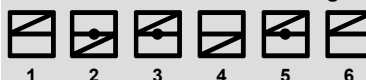


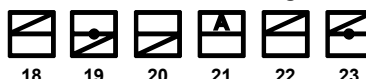
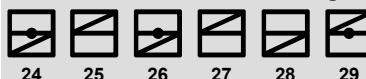
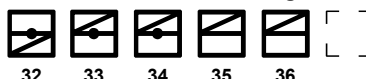



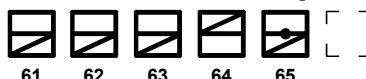

Scorecard - Singles

Cartão de resultados - simples

W	HEWETT Alfie (13)	GBR	7	6
	GERARD Joachim (2)	BEL	5	3
Match duration: 1h29min			54min	35min

Court	Centre Court	Scoring Rule	Normal 3 Set Match
Chair Umpire	BELARDI GONZALEZ Armando (VEN)	Match Code	MS502
Started	14:01	Finished	15:31

1st Set

Game	Serving	AIHe	JoGe
Game 1: Joachim Gerard Serving		0	1
Game 2: Alfie Hewett Serving		0	2
Game 3: Joachim Gerard Serving		0	3
Game 4: Alfie Hewett Serving		1	3
Game 5: Joachim Gerard Serving		2	3
Game 6: Alfie Hewett Serving		3	3
Game 7: Joachim Gerard Serving		3	4
Game 8: Alfie Hewett Serving		4	4
Game 9: Joachim Gerard Serving		5	4
Game 10: Alfie Hewett Serving		5	5
Game 11: Joachim Gerard Serving		6	5



Match Statistics

Estatísticas da partida

	HOUDET Stephane (1)	FRA	4	2
W	GERARD Joachim (2)	BEL	6	6
Match duration: 1h20min			41min	39min

Centre Court

Chair Umpire: SOUZA Fabio (BRA)

HOUDET Stephane (1)				GERARD Joachim (2)				
1set	2set	3set	Total		1set	2set	3set	Total
0	1		1	Total aces	2	1		3
3	0		3	Double faults	1	2		3
0	1		1	Service winners	0	0		0
32/41	11/20		43/61	1st serve	16/29	23/38		39/67
(78%)	(55%)		(70%)		(55%)	(61%)		(58%)
0	1		1	Aces on 1st serve	1	1		2
21/32	7/11		28/43	Points won on 1st serve	12/16	16/23		28/39
(66%)	(64%)		(65%)		(75%)	(70%)		(72%)
6/9	9/9		15/18	2nd Serve	12/13	13/15		25/28
(67%)	(100%)		(83%)		(92%)	(87%)		(89%)
0	0		0	Aces on 2nd Serve	1	0		1
1/9	5/9		6/18	Points won on 2nd serve	7/13	8/15		15/28
(11%)	(56%)		(33%)		(54%)	(53%)		(54%)
10/29	14/38		24/67	Receiving points won	19/41	8/20		27/61
(34%)	(37%)		(36%)		(46%)	(40%)		(44%)
1/1	0/2		1/3	Break point conversions	2/8	2/5		4/13
(100%)	(0%)		(33%)		(25%)	(40%)		(31%)
10	9		19	Total winners	23	27		50
9	6		15	Forehand winners	12	7		19
1	1		2	Backhand winners	9	19		28
6	4		10	Forced errors	13	7		20
9	1		10	Unforced errors	9	10		19
4/4	0/1		4/5	Net points won	4/10	5/8		9/18
(100%)	(0%)		(80%)		(40%)	(63%)		(50%)
32	26		58	Total points won	38	32		70

	1set								2set									
HOUDET Stephane (1)	*1	1	*2	2	*3	4	*4	4	4	*0	0	*1	1	*1	1	*2	2	
GERARD Joachim (2)	0	*1	1	*2	2	*2	3	*4	5	*6	1	*2	2	*3	4	*5	5	*6

Note:

Total winners is the sum of total aces, service winners, forehand winners and backhand winners.

Legend:

W Winner * Server



Scorecard - Singles

Cartão de resultados - simples

	HOUDET Stephane (1)	FRA	4	2
W	GERARD Joachim (2)	BEL	6	6
Match duration: 1h20min			41min	39min

Court	Centre Court	Scoring Rule	Normal 3 Set Match
Chair Umpire	SOUZA Fabio (BRA)	Match Code	MS602
Started	12:01	Finished	13:22

1st Set

Game 1: Stephane Houdet Serving										StHo	JoGe
1	2	3	4	5	6	7	8	9	10		
										1	0

Game 2: Joachim Gerard Serving										StHo	JoGe
11	12	13	14								
										1	1

Game 3: Stephane Houdet Serving										StHo	JoGe		
15	16	17	18	19	20	21	22	23	24	25	26	27	28
										2	1		

Game 4: Joachim Gerard Serving										StHo	JoGe
29	30	31	32	33	34	35	36				
										2	2

Game 5: Stephane Houdet Serving										StHo	JoGe
37	38	39	40	41							
										3	2

Game 6: Joachim Gerard Serving										StHo	JoGe
42	43	44	45	46	47						
										4	2

Game 7: Stephane Houdet Serving										StHo	JoGe
48	49	50	51	52	53						
										4	3

Game 8: Joachim Gerard Serving										StHo	JoGe
54	55	56	57	58	59						
										4	4

Game 9: Stephane Houdet Serving										StHo	JoGe
60	61	62	63	64	65						
										4	5

Game 10: Joachim Gerard Serving										StHo	JoGe
66	67	68	69	70							
										4	6

2nd Set

Game 1: Stephane Houdet Serving										StHo	JoGe
71	72	73	74	75	76						
										0	1



Scorecard - Singles

Cartão de resultados - simples

Game 2: Joachim Gerard Serving

														StHo	JoGe	
															0	2
77	78	79	80	81	82	83	84	85	86	87	88					

Game 3: Stephane Houdet Serving

														StHo	JoGe	
															1	2
89	90	91	92													

Game 4: Joachim Gerard Serving

														StHo	JoGe	
															1	3
93	94	95	96	97												

Game 5: Stephane Houdet Serving

														StHo	JoGe	
															1	4
98	99	100	101	102	103											

Game 6: Joachim Gerard Serving

														StHo	JoGe	
															1	5
104	105	106	107	108	109	110	111	112	113	114	115	116	117	118	119	

Game 7: Stephane Houdet Serving

														StHo	JoGe	
															2	5
120	121	122	123													

Game 8: Joachim Gerard Serving

														StHo	JoGe	
															2	6
124	125	126	127	128												

Legend:							
	Winner		Ace - 2nd Server		Double fault		Point to receiver - 2nd serve
	Point to server - 2nd serve		Ace - 1st Server		Point to receiver - 1st serve		Point to server - 1st serve
	Service Break						



Match Statistics

Estatísticas da partida

W	REID Gordon (3)	GBR	6	6
	HEWETT Alfie (13)	GBR	2	1
Match duration: 0h54min			30min	24min

Centre Court

Chair Umpire: DAMASKE Christoph (GER)

REID Gordon (3)				HEWETT Alfie (13)			
1set	2set	3set	Total	1set	2set	3set	Total
0	2		2	Total aces	0	0	0
2	0		2	Double faults	1	1	2
0	0		0	Service winners	0	0	0
11/20	9/20		20/40	1st serve	15/24	9/13	24/37
(55%)	(45%)		(50%)		(63%)	(69%)	(65%)
0	1		1	Aces on 1st serve	0	0	0
9/11	8/9		17/20	Points won on 1st serve	9/15	3/9	12/24
(82%)	(89%)		(85%)		(60%)	(33%)	(50%)
7/9	11/11		18/20	2nd Serve	8/9	3/4	11/13
(78%)	(100%)		(90%)		(89%)	(75%)	(85%)
0	1		1	Aces on 2nd Serve	0	0	0
5/9	8/11		13/20	Points won on 2nd serve	1/9	2/4	3/13
(56%)	(73%)		(65%)		(11%)	(50%)	(23%)
14/24	8/13		22/37	Receiving points won	6/20	4/20	10/40
(58%)	(62%)		(59%)		(30%)	(20%)	(25%)
3/7	2/2		5/9	Break point conversions	1/1	0/0	1/1
(43%)	(100%)		(56%)		(100%)	(0%)	(100%)
14	12		26	Total winners	5	3	8
7	7		14	Forehand winners	5	3	8
7	3		10	Backhand winners	0	0	0
6	3		9	Forced errors	7	5	12
5	3		8	Unforced errors	7	7	14
2/3	1/1		3/4	Net points won	3/6	2/5	5/11
(67%)	(100%)		(75%)		(50%)	(40%)	(45%)
28	24		52	Total points won	16	9	25

	1set						2set								
REID Gordon (3)	*1	1	*1	2	*3	4	*5	6	*1	1	*2	3	*4	5	*6
HEWETT Alfie (13)	0	*1	2	*2	2	*2	2	*2	0	*1	1	*1	1	*1	1

Note:

Total winners is the sum of total aces, service winners, forehand winners and backhand winners.

Legend:

W Winner * Server



Scorecard - Singles

Cartão de resultados - simples

W	REID Gordon (3)	GBR	6	6
	HEWETT Alfie (13)	GBR	2	1
Match duration: 0h54min			30min	24min

Court	Centre Court	Scoring Rule	Normal 3 Set Match
Chair Umpire	DAMASKE Christoph (GER)	Match Code	MS601
Started	16:35	Finished	17:30

1st Set

Game	Serving	GoRe	AlHe
Game 1	Gordon Reid	1	0
Game 2	Alfie Hewett	1	1
Game 3	Gordon Reid	1	2
Game 4	Alfie Hewett	2	2
Game 5	Gordon Reid	3	2
Game 6	Alfie Hewett	4	2
Game 7	Gordon Reid	5	2
Game 8	Alfie Hewett	6	2

2nd Set

Game	Serving	GoRe	AlHe
Game 1	Gordon Reid	1	0
Game 2	Alfie Hewett	1	1
Game 3	Gordon Reid	2	1



Scorecard - Singles

Cartão de resultados - simples

Game 4: Alfie Hewett Serving



GoRe	AlHe
3	1

Game 5: Gordon Reid Serving



GoRe	AlHe
4	1

Game 6: Alfie Hewett Serving



GoRe	AlHe
5	1

Game 7: Gordon Reid Serving



GoRe	AlHe
6	1

Legend:					
W	Winner		Ace - 2nd Server		Double fault
	Point to server - 2nd serve		Point to receiver - 1st serve		Point to server - 1st serve
					Service Break
					Point to receiver - 2nd serve



Entry List by Event
Lista de inscritos por evento
As of TUE 6 SEP 2016 at 18:17

Ranking 5 SEP 2016	Name	NPC Code	Qualified Type	Seed
1 3	HOUDET Stephane PEIFER Nicolas	FRA		1
5 2	HEWETT Alfie REID Gordon	GBR		2
8 4	CATTANEO Frederic JEREMIASZ Michael	FRA		3
9 12	MIKI Takuya SANADA Takashi	JPN		4
11 10	EGBERINK Tom SCHEFFERS Maikel	NED		5
14 17	KUNIEDA Shingo SAIDA Satoshi	JPN		6
13 19	FERNANDEZ Gustavo LEDESMA Agustin	ARG	ITF	7
30 7	DENAYER Mike GERARD Joachim	BEL		8
16 21	McCARROLL Marc PHILLIPSON David	GBR		
20 18	KELLERMAN Adam WEEKES Ben	AUS		
27 26	CAVERZASCHI Daniel de la PUENTE Martin	ESP		
6 50	OLSSON Stefan WALLIN Dan	SWE		
42 15	ELS Leon MARIPA Evans	RSA		
25 33	FABISIAK Kamil KRUSZELNICKI Tadeusz	POL		
39 23	LANGMANN Nico LEGNER Martin	AUT		
43 28	IM Ho Won LEE Ha Gel	KOR		



Entry List by Event
Lista de inscritos por evento
As of TUE 6 SEP 2016 at 18:17

Ranking 5 SEP 2016	Name	NPC Code	Qualified Type	Seed
37 35	MEDEIROS Rafael RODRIGUES Daniel	BRA		
46 40	POMME Mauricio SANTOS Carlos	BRA		
53 148	BALDWIN Steve RYDBERG Jon	USA		
251 61	DONG Shunjiang WEI Zujun	CHN		

Legend:
ITF ITF Place



Draw
Sorteio

As of THU 15 SEP 2016 at 19:24

Rank	1 st Round	Seed	NPC	2 nd Round	Quarterfinals	Semifinals	Final
1	HOUDET Stephane 3 PEIFER Nicolas	(1)	FRA	HOUDET S PEIFER N (1)	HOUDET S PEIFER N (1)	Gold: HOUDET Stephane/PEIFER Nicolas Silver: HEWETT Alfie/REID Gordon Bronze: KUNIEDA Shingo/SAIDA Satoshi	FRA GBR JPN
	Bye						
251	DONG Shunjiang 61 WEI Zujun		CHN	McCARROLL M PHILLIPSON D	6-0 6-2	HOUDET S PEIFER N (1)	6-1 6-2
16	McCARROLL Marc 21 PHILLIPSON David		GBR	6-4 7-6(3)			
	Bye			ELS L MARIPA E			
42	ELS Leon 15 MARIPA Evans		RSA	FERNANDEZ G LEDESMA A (7)	7-5 6-2		
	Bye						
13	FERNANDEZ Gustavo 19 LEDESMA Agustin (ITF)	(7)	ARG				HOUDET S PEIFER N (1)
9	MIKI Takuya 12 SANADA Takashi	(4)	JPN	MIKI T SANADA T (4)	MIKI T SANADA T (4)		6-2 7-5
	Bye						
20	KELLERMAN Adam 18 WEEKES Ben		AUS	FABISIAK K KRUSZELNICKI T	6-2 6-2	MIKI T SANADA T (4)	6-1 3-6 6-4
25	FABISIAK Kamil 33 KRUSZELNICKI Tadeusz		POL	7-5 3-6 6-3			
	Bye			MEDEIROS R RODRIGUES D			
37	MEDEIROS Rafael 35 RODRIGUES Daniel		BRA	EGBERINK T SCHEFFERS M (5)	6-2 6-3		
	Bye						
11	EGBERINK Tom 10 SCHEFFERS Maikel	(5)	NED				Gold Medal
14	KUNIEDA Shingo 17 SAIDA Satoshi	(6)	JPN	KUNIEDA S SAIDA S (6)	KUNIEDA S SAIDA S (6)		HOUDET S PEIFER N (1)
	Bye						6-2 4-6 6-1
39	LANGMANN Nico 23 LEGNER Martin		AUT	LANGMANN N LEGNER M	6-2 6-0	KUNIEDA S SAIDA S (6)	1-6 6-3 7-6(5)
	Bye						
53	BALDWIN Steve 148 RYDBERG Jon		USA	OLSSON S WALLIN D	6-3 6-2		
6	OLSSON Stefan 50 WALLIN Dan		SWE	CATTANEO F JEREMIASZ M (3)	6-3 6-1		
	Bye						
8	CATTANEO Frederic 4 JEREMIASZ Michael	(3)	FRA				HEWETT A REID G (2)
30	DENAYER Mike 7 GERARD Joachim	(8)	BEL	DENAYER M GERARD J (8)	CAVERZASCHI D de la PUENTE M		6-2 6-4
	Bye						
27	CAVERZASCHI Daniel 26 de la PUENTE Martin		ESP	CAVERZASCHI D de la PUENTE M	7-5 6-7(4) 6-2	HEWETT A REID G (2)	6-2 6-0
	Bye						
43	IM Ho Won 28 LEE Ha Gel		KOR	IM HW LEE HG	6-2 6-2		
46	POMME Mauricio 40 SANTOS Carlos		BRA	HEWETT A REID G (2)	6-1 6-2		
	Bye						
5	HEWETT Alfie 2 REID Gordon	(2)	GBR			MIKI T SANADA T (4)	Bronze Medal
							KUNIEDA S SAIDA S (6)
							6-3 6-4
						KUNIEDA S SAIDA S (6)	

Note:
Ranking as of 5 SEP 2016.

Legend:
ITF ITF Place



Match Statistics

Estatísticas da partida

	DONG Shunjiang WEI Zujun	CHN	4	6 (3)
W	McCARROLL Marc PHILLIPSON David	GBR	6	7
Match duration: 1h41min			40min	61min

Court 8

Chair Umpire: WEISS Manuel (AUT)

DONG S/WEI Z				McCARROLL M/PHILLIPSON D				
1set	2set	3set	Total		1set	2set	3set	Total
1	0		1	Total aces	1	1		2
3	1		4	Double faults	1	3		4
0	0		0	Service winners	0	0		0
20/25	28/40		48/65	1st serve	34/42	30/42		64/84
(80%)	(70%)		(74%)		(81%)	(71%)		(76%)
1	0		1	Aces on 1st serve	1	1		2
9/20	14/28		23/48	Points won on 1st serve	19/34	18/30		37/64
(45%)	(50%)		(48%)		(56%)	(60%)		(58%)
2/5	11/12		13/17	2nd Serve	7/8	9/12		16/20
(40%)	(92%)		(76%)		(88%)	(75%)		(80%)
0	0		0	Aces on 2nd Serve	0	0		0
0/5	8/12		8/17	Points won on 2nd serve	3/8	6/12		9/20
(0%)	(67%)		(47%)		(38%)	(50%)		(45%)
20/42	18/42		38/84	Receiving points won	16/25	18/40		34/65
(48%)	(43%)		(45%)		(64%)	(45%)		(52%)
2/6	2/5		4/11	Break point conversions	3/4	2/6		5/10
(33%)	(40%)		(36%)		(75%)	(33%)		(50%)
1	0		1	Total winners	1	1		2
0	0		0	Forehand winners	0	0		0
0	0		0	Backhand winners	0	0		0
0	0		0	Forced errors	0	0		0
3	1		4	Unforced errors	1	3		4
29	40		69	Total points won	38	42		80

	1set						2set											
Dong/Wei	1*	1	2	2*	3	4*	4*	1*	1*	2	2*	3	4*	4*	5*	5*	6	6(3)
McCarroll/Phillipson	*0	1*	2	2*	3	3*	4*	*0	1*	2	2*	3	3*	4*	5*	5*	6	7

Note:
Total winners is the sum of total aces, service winners, forehand winners and backhand winners.

Legend:
W Winner * Server

Only chair umpire statistics recorded for this match.



Scorecard - Doubles
Cartão de resultados - duplas

	DONG Shunjiang WEI Zujun	CHN	4	6 (3)
W	McCARROLL Marc PHILLIPSON David	GBR	6	7
Match duration: 1h41min			40min	61min

Court	Court 8	Scoring Rule	Normal 3 Set Match
Chair Umpire	WEISS Manuel (AUT)	Match Code	MD102
Started	14:13	Finished	15:53

1st Set

Game 1: David Phillipson Serving SD/ZW MM/DP **1 0** ⚡

Game 2: Zujun Wei Serving SD/ZW MM/DP **1 1** ⚡

Game 3: Marc McCarroll Serving SD/ZW MM/DP **1 2**

Game 4: Shunjiang Dong Serving SD/ZW MM/DP **2 2**

Game 5: David Phillipson Serving SD/ZW MM/DP **2 3**

Game 6: Zujun Wei Serving SD/ZW MM/DP **3 3**

Game 7: Marc McCarroll Serving SD/ZW MM/DP **4 3** ⚡

Game 8: Shunjiang Dong Serving SD/ZW MM/DP **4 4** ⚡

Game 9: David Phillipson Serving SD/ZW MM/DP **4 5**























































































































































































Game 10: Zujun Wei Serving SD/ZW MM/DP **4 6** ⚡

2nd Set



Scorecard - Doubles

Cartão de resultados - duplas

Game 1: Marc McCarroll Serving													SD/ZW	MM/DP	☀
													1	0	
68	69	70	71	72	73										
Game 2: Shunjiang Dong Serving													SD/ZW	MM/DP	☀
													1	1	
74	75	76	77	78	79										
Game 3: David Phillipson Serving													SD/ZW	MM/DP	
													1	2	
80	81	82	83	84	85	86	87								
Game 4: Zujun Wei Serving													SD/ZW	MM/DP	
													2	2	
88	89	90	91	92	93	94	95								
Game 5: Marc McCarroll Serving													SD/ZW	MM/DP	
													2	3	
96	97	98	99	100	101	102	103								
Game 6: Shunjiang Dong Serving													SD/ZW	MM/DP	
													3	3	
104	105	106	107	108											
Game 7: David Phillipson Serving													SD/ZW	MM/DP	☀
													4	3	
109	110	111	112												
Game 8: Zujun Wei Serving													SD/ZW	MM/DP	☀
													4	4	
113	114	115	116	117											
Game 9: Marc McCarroll Serving													SD/ZW	MM/DP	
													4	5	
118	119	120	121	122											
Game 10: Shunjiang Dong Serving													SD/ZW	MM/DP	
													5	5	
123	124	125	126	127	128										
Game 11: David Phillipson Serving													SD/ZW	MM/DP	
													5	6	
129	130	131	132	133	134										
Game 12: Zujun Wei Serving													SD/ZW	MM/DP	
													6	6	
135	136	137	138	139											
TB - Shunjiang Dong													SD/ZW	MM/DP	
													6	7	
141	142														
TB - Zujun Wei													SD/ZW	MM/DP	
															
				145	146										



Match Statistics

Estadísticas da partida

	KELLERMAN Adam WEEKES Ben	AUS	5	6	3
W	FABISIAK Kamil KRUSZELNICKI Tadeusz	POL	7	3	6
Match duration: 2h43min			54min	52min	57min

Court 9

Chair Umpire: LAKHDHAR Yassine (TUN)

KELLERMAN A/WEEKES B				FABISIAK K/KRUSZELNICKI T				
1set	2set	3set	Total		1set	2set	3set	Total
1	1	1	3	Total aces	1	0	0	1
5	1	1	7	Double faults	3	2	1	6
0	0	0	0	Service winners	0	0	0	0
27/41	29/38	17/28	73/107	1st serve	17/33	14/22	27/34	58/89
(66%)	(76%)	(61%)	(68%)		(52%)	(64%)	(79%)	(65%)
1	1	1	3	Aces on 1st serve	0	0	0	0
17/27	18/29	11/17	46/73	Points won on 1st serve	10/17	7/14	14/27	31/58
(63%)	(62%)	(65%)	(63%)		(59%)	(50%)	(52%)	(53%)
9/14	8/9	10/11	27/34	2nd Serve	13/16	6/8	6/7	25/31
(64%)	(89%)	(91%)	(79%)		(81%)	(75%)	(86%)	(81%)
0	0	0	0	Aces on 2nd Serve	1	0	0	1
5/14	3/9	3/11	11/34	Points won on 2nd serve	9/16	2/8	6/7	17/31
(36%)	(33%)	(27%)	(32%)		(56%)	(25%)	(86%)	(55%)
14/33	13/22	14/34	41/89	Receiving points won	19/41	17/38	14/28	50/107
(42%)	(59%)	(41%)	(46%)		(46%)	(45%)	(50%)	(47%)
2/3	3/5	1/3	6/11	Break point conversions	3/6	2/5	2/2	7/13
(67%)	(60%)	(33%)	(55%)		(50%)	(40%)	(100%)	(54%)
1	1	1	3	Total winners	1	0	0	1
0	0	0	0	Forehand winners	0	0	0	0
0	0	0	0	Backhand winners	0	0	0	0
0	0	0	0	Forced errors	0	0	0	0
5	1	1	7	Unforced errors	3	2	1	6
36	34	28	98	Total points won	38	26	34	98

	1set					2set					3set																				
Kellerman/Weekes	*1	2	*2	2	*3	4	*4	4	*5	5	*5	5	*0	0	*0	1	*2	3	*4	5	*6	0	*0	0	*1	2	*2	2	*3	3	
Fabisiak/Kruszelnicki	0	*0	1	*2	2	*2	3	*4	4	*5	6	*7	1	*2	3	*3	3	*3	3	*3	3	3	*1	2	*3	3	*3	4	*5	5	*6

Note:
Total winners is the sum of total aces, service winners, forehand winners and backhand winners.

Legend:
W Winner * Server

Only chair umpire statistics recorded for this match.



Scorecard - Doubles
Cartão de resultados - duplas

	KELLERMAN Adam WEEKES Ben	AUS	5	6	3
W	FABISIAK Kamil KRUSZELNICKI Tadeusz	POL	7	3	6
Match duration: 2h43min			54min	52min	57min

Court	Court 9	Scoring Rule	Normal 3 Set Match
Chair Umpire	LAKHDHAR Yassine (TUN)	Match Code	MD106
Started	14:15	Finished	16:58

1st Set

























Game 1: Ben Weekes Serving													AK/BW	KF/TK
													1	0
1	2	3	4											
Game 2: Tadeusz Kruszelnicki Serving													AK/BW	KF/TK
													2	0
5	6	7	8	9	10									★
Game 3: Adam Kellerman Serving													AK/BW	KF/TK
													2	1
11	12	13	14	15	16	17	18							★
Game 4: Kamil Fabisiak Serving													AK/BW	KF/TK
													2	2
19	20	21	22	23										
Game 5: Ben Weekes Serving													AK/BW	KF/TK
													3	2
24	25	26	27	28										
Game 6: Tadeusz Kruszelnicki Serving													AK/BW	KF/TK
													4	2
29	30	31	32	33										★
Game 7: Adam Kellerman Serving													AK/BW	KF/TK
													4	3
34	35	36	37	38	39	40	41	42	43					★
Game 8: Kamil Fabisiak Serving													AK/BW	KF/TK
													4	4
44	45	46	47	48	49									
Game 9: Ben Weekes Serving													AK/BW	KF/TK
													5	4
50	51	52	53	54	55									
Game 10: Tadeusz Kruszelnicki Serving													AK/BW	KF/TK
													5	5
56	57	58	59	60	61									
Game 11: Adam Kellerman Serving													AK/BW	KF/TK
													5	6
62	63	64	65	66	67	68	69							★



Scorecard - Doubles

Cartão de resultados - duplas

Game 12: Kamil Fabisiak Serving

																																																																																																																																																																																																																																																																																																																																																
--	---	---	---	---	---	---	---	---	---	---	---	---	---	--	---	---	---	---	---	---	---	---	---	---	---	---	---	---	---	---	---	---	---	---	---	---	---	---	---	---	---	---	---	---	---	---	---	---	---	---	---	---	---	---	---	---	---	---	---	---	---	---	---	---	---	---	---	---	---	---	---	---	---	---	---	---	---	---	---	---	---	---	---	---	---	---	---	---	---	---	---	---	---	---	---	---	---	---	---	---	---	---	---	---	---	---	---	---	---	---	---	---	---	---	---	---	---	---	---	---	---	---	---	---	---	---	---	---	---	---	---	---	---	---	---	---	---	---	---	---	---	---	---	---	---	---	---	---	---	---	---	---	---	---	---	--	--	--	--	--	--	--	--	--	--	--	--	--	--	--	--	--	--	--	--	--	--	--	--	--	--	--	--	--	--	--	--	--	--	--	--	--	--	--	--	--	--	--	--	--	--	--	--	--	--	--	--	--	--	--	--	--	--	--	--	--	--	--	--	--	--	--	--	--	--	--	--	--	--	--	--	--	--	--	--	--	--	--	--	--	--	--	--	--	--	--	--	--	--	--	--	--	--	--	--	--	--	--	--	--	--	--	--	--	--	--	--	--	--	--	--	--	--	--	--	--	--	--	--	--	--	--	--	--	--	--	--	--	--	--	--	--	--	--	--	--	--	--	--	--	--	--	--	--	--	--	--	--	--	--	--	--	--	--	--	--	--	--	--	--	--	--	--	--	--	--	--	--	--	--	--	--	--	--	--	--



Scorecard - Doubles
Cartão de resultados - duplas

Game 5: Tadeusz Kruszelnicki Serving														AK/BW	KF/TK		
															2	3	
162	163	164	165	166													
Game 6: Ben Weekes Serving														AK/BW	KF/TK		
															2	4	
167	168	169	170	171	172												
Game 7: Kamil Fabisiak Serving														AK/BW	KF/TK		
															2	5	
173	174	175	176	177	178	179	180	181	182	183	184						
Game 8: Adam Kellerman Serving														AK/BW	KF/TK		
															3	5	
185	186	187	188	189	190												
Game 9: Tadeusz Kruszelnicki Serving														AK/BW	KF/TK		
															3	6	
191	192	193	194	195	196												

Legend:							
W	Winner		Point to server - 2nd serve		Ace - 2nd Server		Double fault
	Point to server - 1st serve		Ace - 1st Server		Point to receiver - 1st serve		Point to receiver - 2nd serve
	Service Break				Point to server - 1st serve		



Match Statistics

Estatísticas da partida

	BALDWIN Steve RYDBERG Jon	USA	3	2
W	OLSSON Stefan WALLIN Dan	SWE	6	6
Match duration: 1h11min			38min	33min

Court 2

Chair Umpire: da FONTE MAIA Rafael (BRA)

BALDWIN S/RYDBERG J				OLSSON S/WALLIN D				
1set	2set	3set	Total		1set	2set	3set	Total
0	0		0	Total aces	1	1		2
3	0		3	Double faults	1	1		2
0	0		0	Service winners	0	0		0
21/34	24/33		45/67	1st serve	21/33	12/20		33/53
(62%)	(73%)		(67%)	Aces on 1st serve	(64%)	(60%)		(62%)
0	0		0	Points won on 1st serve	14/21	9/12		23/33
10/21	9/24		19/45	2nd Serve	(67%)	(75%)		(70%)
(48%)	(38%)		(42%)	Aces on 2nd Serve	11/12	7/8		18/20
10/13	9/9		19/22	Points won on 2nd serve	(92%)	(88%)		(90%)
(77%)	(100%)		(86%)	Receiving points won	0	0		0
0	0		0	Break point conversions	5/12	4/8		9/20
7/13	5/9		12/22		(42%)	(50%)		(45%)
(54%)	(56%)		(55%)		17/34	19/33		36/67
14/33	7/20		21/53		(50%)	(58%)		(54%)
(42%)	(35%)		(40%)		3/6	3/7		6/13
1/2	1/2		2/4		(50%)	(43%)		(46%)
(50%)	(50%)		(50%)	Total winners	13	15		28
7	4		11	Forehand winners	10	8		18
3	3		6	Backhand winners	2	6		8
4	1		5	Forced errors	4	1		5
4	6		10	Unforced errors	18	16		34
18	11		29	Total points won	36	32		68
31	21		52					

	1set						2set										
Baldwin/Rydberg	*0	0	*1	1	*2	2	*2	3	*3	0	*0	0	*1	1	*1	2	*2
Olsson/Wallin	1	*2	2	*3	3	*4	5	*5	6	*1	2	*3	3	*4	5	*5	6

Note:
Total winners is the sum of total aces, service winners, forehand winners and backhand winners.

Legend:
W Winner * Server

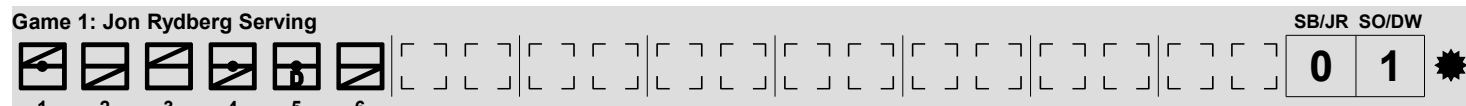


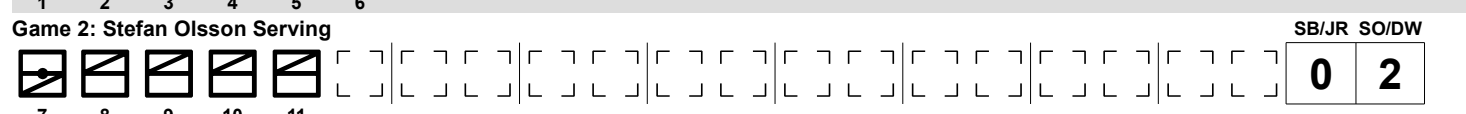
Scorecard - Doubles
Cartão de resultados - duplas

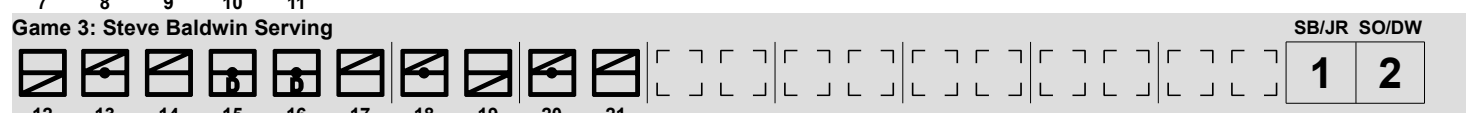
	BALDWIN Steve RYDBERG Jon	USA	3	2
W	OLSSON Stefan WALLIN Dan	SWE	6	6
Match duration: 1h11min			38min	33min

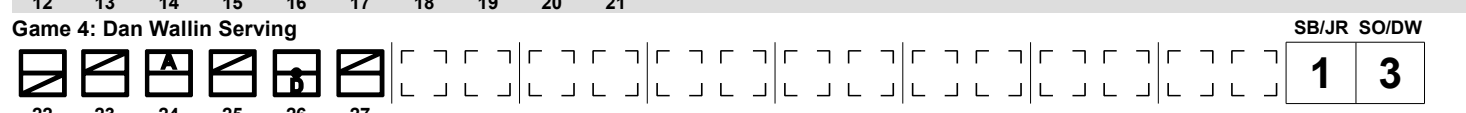
Court	Court 2	Scoring Rule	Normal 3 Set Match
Chair Umpire	da FONTE MAIA Rafael (BRA)	Match Code	MD111
Started	18:20	Finished	19:32

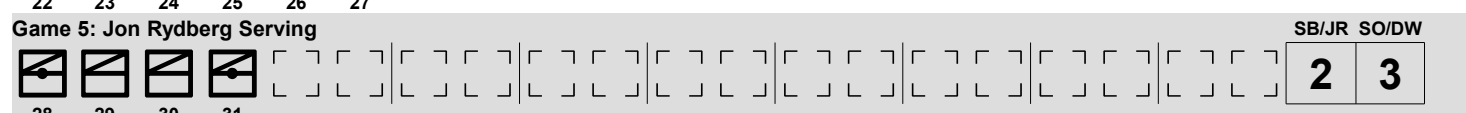
1st Set

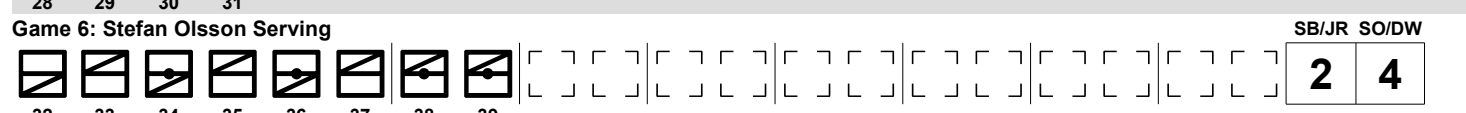
Game 1: Jon Rydberg Serving SB/JR SO/DW


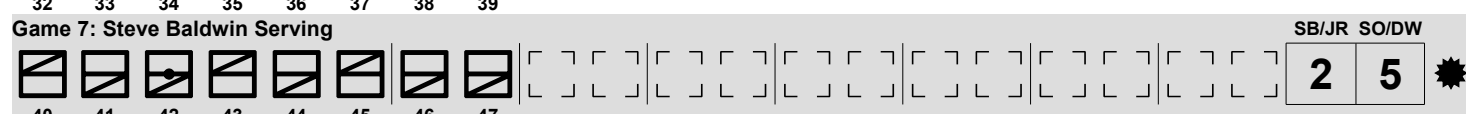
Game 2: Stefan Olsson Serving SB/JR SO/DW



Game 3: Steve Baldwin Serving SB/JR SO/DW


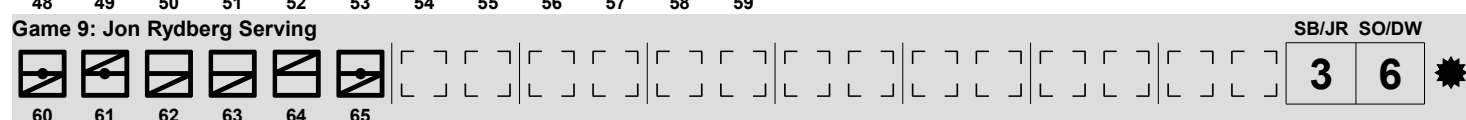
Game 4: Dan Wallin Serving SB/JR SO/DW


Game 5: Jon Rydberg Serving SB/JR SO/DW


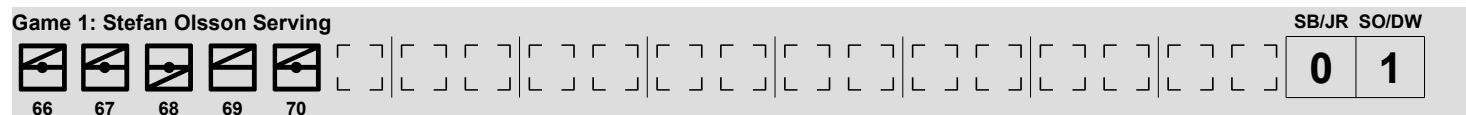
Game 6: Stefan Olsson Serving SB/JR SO/DW


Game 7: Steve Baldwin Serving SB/JR SO/DW


Game 8: Dan Wallin Serving SB/JR SO/DW


Game 9: Jon Rydberg Serving SB/JR SO/DW


2nd Set

Game 1: Stefan Olsson Serving SB/JR SO/DW




Match Statistics

Estadísticas da partida

W	IM Ho Won LEE Ha Gel	KOR	6	6
	POMME Mauricio SANTOS Carlos	BRA	2	2
Match duration: 1h21min			33min	48min

Centre Court

Chair Umpire: CURUTCHET HOLM Rodolfo (URU)

IM HW/LEE HG				POMME M/SANTOS C			
1set	2set	3set	Total	1set	2set	3set	Total
0	0		0	Total aces	0	0	0
1	1		2	Double faults	1	0	1
0	0		0	Service winners	0	0	0
17/24	22/32		39/56	1st serve	14/18	17/27	31/45
(71%)	(69%)		(70%)	Aces on 1st serve	(78%)	(63%)	(69%)
0	0		0	Points won on 1st serve	4/14	6/17	10/31
10/17	11/22		21/39	2nd Serve	(29%)	(35%)	(32%)
(59%)	(50%)		(54%)	Aces on 2nd Serve	3/4	10/10	13/14
6/7	9/10		15/17	Points won on 2nd serve	(75%)	(100%)	(93%)
(86%)	(90%)		(88%)	Receiving points won	0	0	0
0	0		0	Break point conversions	1/4	5/10	6/14
5/7	6/10		11/17		(25%)	(50%)	(43%)
(71%)	(60%)		(65%)		9/24	15/32	24/56
13/18	16/27		29/45		(38%)	(47%)	(43%)
(72%)	(59%)		(64%)		1/1	1/6	2/7
3/3	3/5		6/8		(100%)	(17%)	(29%)
(100%)	(60%)		(75%)	Total winners	6	6	12
10	12		22	Forehand winners	3	6	9
10	12		22	Backhand winners	3	0	3
0	0		0	Forced errors	5	6	11
5	13		18	Unforced errors	12	15	27
3	7		10	Total points won	14	26	40
28	33		61				

	1set						2set									
Im/Lee	*1	1	*1	2	*3	4	*5	6	*1	2	*3	3	*4	5	*5	6
Pomme/Santos	0	*1	2	*2	2	*2	2	*2	0	*0	0	*1	1	*1	2	*2

Note:
Total winners is the sum of total aces, service winners, forehand winners and backhand winners.

Legend:
W Winner * Server



Scorecard - Doubles
Cartão de resultados - duplas

W	IM Ho Won LEE Ha Gel	KOR	6	6
	POMME Mauricio SANTOS Carlos	BRA	2	2
Match duration: 1h21min			33min	48min

Court	Centre Court	Scoring Rule	Normal 3 Set Match
Chair Umpire	CURUTCHET HOLM Rodolfo (URU)	Match Code	MD115
Started	19:25	Finished	20:46

1st Set

Game	Serving	HI/HL	MP/CS
Game 1	Ha Gel Lee	1	0
Game 2	Carlos Santos	1	1
Game 3	Ho Won Im	1	2
Game 4	Mauricio Pomme	2	2
Game 5	Ha Gel Lee	3	2
Game 6	Carlos Santos	4	2
Game 7	Ho Won Im	5	2
Game 8	Mauricio Pomme	6	2

2nd Set

Game	Serving	HI/HL	MP/CS
Game 1	Ha Gel Lee	1	0
Game 2	Carlos Santos	2	0



Match Statistics

Estatísticas da partida

	MEDEIROS Rafael RODRIGUES Daniel	BRA	2	3
W	EGBERINK Tom SCHEFFERS Maikel (5)	NED	6	6
Match duration: 1h22min			35min	47min

Court 8

Chair Umpire: WEISS Manuel (AUT)

MEDEIROS R/RODRIGUES D				EGBERINK T/SCHEFFERS M (5)				
1set	2set	3set	Total		1set	2set	3set	Total
0	0		0	Total aces	0	3		3
1	3		4	Double faults	1	1		2
0	0		0	Service winners	0	0		0
15/25 (60%)	29/41 (71%)		44/66 (67%)	1st serve	19/25 (76%)	17/24 (71%)		36/49 (73%)
0	0		0	Aces on 1st serve	0	2		2
5/15 (33%)	13/29 (45%)		18/44 (41%)	Points won on 1st serve	10/19 (53%)	11/17 (65%)		21/36 (58%)
9/10 (90%)	9/12 (75%)		18/22 (82%)	2nd Serve	5/6 (83%)	6/7 (86%)		11/13 (85%)
0	0		0	Aces on 2nd Serve	0	1		1
4/10 (40%)	6/12 (50%)		10/22 (45%)	Points won on 2nd serve	4/6 (67%)	4/7 (57%)		8/13 (62%)
11/25 (44%)	9/24 (38%)		20/49 (41%)	Receiving points won	16/25 (64%)	22/41 (54%)		38/66 (58%)
1/2 (50%)	1/4 (25%)		2/6 (33%)	Break point conversions	3/5 (60%)	3/7 (43%)		6/12 (50%)
0	0		0	Total winners	0	3		3
0	0		0	Forehand winners	0	0		0
0	0		0	Backhand winners	0	0		0
0	0		0	Forced errors	0	0		0
1	3		4	Unforced errors	1	1		2
20	28		48	Total points won	30	37		67

	1set						2set										
Medeiros/Rodrigues	*0	0	*1	1	*1	2	*2	2	*0	0	*0	1	*2	2	*3	3	*3
Egberink/Scheffers (5)	1	*2	2	*3	4	*4	5	*6	1	*2	3	*3	3	*4	4	*5	6

Note:
Total winners is the sum of total aces, service winners, forehand winners and backhand winners.

Legend:
W Winner * Server

Only chair umpire statistics recorded for this match.



Scorecard - Doubles

Cartão de resultados - duplas

	MEDEIROS Rafael RODRIGUES Daniel	BRA	2	3
W	EGBERINK Tom SCHEFFERS Maikel (5)	NED	6	6
Match duration: 1h22min			35min	47min

Court	Court 8	Scoring Rule	Normal 3 Set Match
Chair Umpire	WEISS Manuel (AUT)	Match Code	MD204
Started	15:47	Finished	17:09

1st Set

Game	Serving	RM/DR	TE/MS
Game 1	Daniel Rodrigues	0	1
Game 2	Maikel Scheffers	0	2
Game 3	Rafael Medeiros	1	2
Game 4	Tom Egberink	1	3
Game 5	Daniel Rodrigues	1	4
Game 6	Maikel Scheffers	2	4
Game 7	Rafael Medeiros	2	5
Game 8	Tom Egberink	2	6

2nd Set

Game	Serving	RM/DR	TE/MS
Game 1	Daniel Rodrigues	0	1
Game 2	Maikel Scheffers	0	2



Scorecard - Doubles

Cartão de resultados - duplas

Game	Serving	RM/DR	TE/MS	Service Break
Game 3	Rafael Medeiros	0	3	☼
Game 4	Tom Egberink	1	3	☼
Game 5	Daniel Rodrigues	2	3	
Game 6	Maikel Scheffers	2	4	
Game 7	Rafael Medeiros	3	4	
Game 8	Tom Egberink	3	5	
Game 9	Daniel Rodrigues	3	6	☼

Legend:							
W	Winner	☼	Ace - 2nd Server	☼	Double fault	☼	Point to receiver - 2nd serve
☼	Point to server - 2nd serve	☼	Ace - 1st Server	☼	Point to receiver - 1st serve	☼	Point to server - 1st serve
☼	Service Break						



Match Statistics

Estatísticas da partida

W	KUNIEDA Shingo SAIDA Satoshi (6)	JPN	6	6
	LANGMANN Nico LEGNER Martin	AUT	2	0
Match duration: 1h00min			32min	28min

Court 4

Chair Umpire: SOUZA Fabio (BRA)

KUNIEDA S/SAIDA S (6)				LANGMANN N/LEGNER M			
1set	2set	3set	Total	1set	2set	3set	Total
1	2		3	Total aces	0	1	1
2	1		3	Double faults	4	2	6
0	0		0	Service winners	0	0	0
20/26	14/20		34/46	1st serve	16/26	14/22	30/48
(77%)	(70%)		(74%)		(62%)	(64%)	(63%)
1	2		3	Aces on 1st serve	0	1	1
12/20	10/14		22/34	Points won on 1st serve	7/16	4/14	11/30
(60%)	(71%)		(65%)		(44%)	(29%)	(37%)
4/6	5/6		9/12	2nd Serve	6/10	6/8	12/18
(67%)	(83%)		(75%)		(60%)	(75%)	(67%)
0	0		0	Aces on 2nd Serve	0	0	0
2/6	4/6		6/12	Points won on 2nd serve	0/10	4/8	4/18
(33%)	(67%)		(50%)		(0%)	(50%)	(22%)
19/26	14/22		33/48	Receiving points won	12/26	6/20	18/46
(73%)	(64%)		(69%)		(46%)	(30%)	(39%)
4/9	3/5		7/14	Break point conversions	2/5	0/1	2/6
(44%)	(60%)		(50%)		(40%)	(0%)	(33%)
1	2		3	Total winners	0	1	1
0	0		0	Forehand winners	0	0	0
0	0		0	Backhand winners	0	0	0
0	0		0	Forced errors	0	0	0
2	1		3	Unforced errors	4	2	6
33	28		61	Total points won	19	14	33

	1set						2set							
Kunieda/Saida (6)	*1	2	*2	3	*3	4	*5	6	*1	2	*3	4	*5	6
Langmann/Legner	0	*0	1	*1	2	*2	2	*2	0	*0	0	*0	0	*0

Note:

Total winners is the sum of total aces, service winners, forehand winners and backhand winners.

Legend:

W Winner

*

Server

Only chair umpire statistics recorded for this match.



Scorecard - Doubles

Cartão de resultados - duplas

W	KUNIEDA Shingo SAIDA Satoshi (6)	JPN	6	6
	LANGMANN Nico LEGNER Martin	AUT	2	0
Match duration: 1h00min			32min	28min

Court	Court 4	Scoring Rule	Normal 3 Set Match
Chair Umpire	SOUZA Fabio (BRA)	Match Code	MD205
Started	16:14	Finished	17:13

1st Set

Game	Serving	SK/SS	NL/ML
Game 1	Shingo Kunieda	1	0
Game 2	Nico Langmann	2	0
Game 3	Satoshi Saida	2	1
Game 4	Martin Legner	3	1
Game 5	Shingo Kunieda	3	2
Game 6	Nico Langmann	4	2
Game 7	Satoshi Saida	5	2
Game 8	Martin Legner	6	2

2nd Set

Game	Serving	SK/SS	NL/ML
Game 1	Shingo Kunieda	1	0
Game 2	Nico Langmann	2	0



Scorecard - Doubles
Cartão de resultados - duplas

Game 3: Satoshi Saida Serving														SK/SS	NL/ML	
															3	0
64	65	66	67	68												
Game 4: Martin Legner Serving														SK/SS	NL/ML	
															4	0
69	70	71	72	73	74											
Game 5: Shingo Kunieda Serving														SK/SS	NL/ML	
															5	0
75	76	77	78	79	80	81	82	83	84							
Game 6: Nico Langmann Serving														SK/SS	NL/ML	
															6	0
85	86	87	88	89	90	91	92	93	94							

Legend:

	Winner		Double fault		Point to receiver - 2nd serve		Point to server - 2nd serve
	Ace - 1st Server		Point to receiver - 1st serve		Point to server - 1st serve		Service Break



Match Statistics

Estatísticas da partida

W	HOUDET Stephane PEIFER Nicolas (1)	FRA	6	6
	McCARROLL Marc PHILLIPSON David	GBR	0	2
Match duration: 0h55min			25min	30min

Court 2

Chair Umpire: GREGORY Gigi (USA)

HOUDET S/PEIFER N (1)				McCARROLL M/PHILLIPSON D				
1set	2set	3set	Total		1set	2set	3set	Total
0	0		0	Total aces	0	0		0
0	0		0	Double faults	0	2		2
0	0		0	Service winners	0	0		0
10/16	11/21		21/37	1st serve	11/24	12/21		23/45
(63%)	(52%)		(57%)	Aces on 1st serve	(46%)	(57%)		(51%)
0	0		0	Points won on 1st serve	0	0		0
6/10	8/11		14/21	2nd Serve	5/11	4/12		9/23
(60%)	(73%)		(67%)	Aces on 2nd Serve	(45%)	(33%)		(39%)
6/6	10/10		16/16	Points won on 2nd serve	13/13	7/9		20/22
(100%)	(100%)		(100%)	Receiving points won	(100%)	(78%)		(91%)
0	0		0	Break point conversions	0	0		0
6/6	4/10		10/16	Total winners	3/13	0/9		3/22
(100%)	(40%)		(63%)	Forehand winners	(23%)	(0%)		(14%)
16/24	17/21		33/45	Backhand winners	4/16	9/21		13/37
(67%)	(81%)		(73%)	Forced errors	(25%)	(43%)		(35%)
3/6	4/6		7/12	Unforced errors	0/0	2/4		2/4
(50%)	(67%)		(58%)	Total points won	(0%)	(50%)		(50%)
7	6		13		5	4		9
4	5		9		3	2		5
3	1		4		2	2		4
1	3		4		0	0		0
6	6		12		21	23		44
28	29		57		12	13		25

	1set					2set				
Houdet/Peifer (1)	1*	2	3*	4	5*6	1*	2*	3*	4	5*6
McCarroll/Phillipson	*0	0*	0	0*	0	*0	1*	2*	2*	2

Note:

Total winners is the sum of total aces, service winners, forehand winners and backhand winners.

Legend:

W Winner * Server



Scorecard - Doubles
Cartão de resultados - duplas

W	HOUDET Stephane PEIFER Nicolas (1)	FRA	6	6
	McCARROLL Marc PHILLIPSON David	GBR	0	2
Match duration: 0h55min			25min	30min

Court	Court 2	Scoring Rule	Normal 3 Set Match
Chair Umpire	GREGORY Gigi (USA)	Match Code	MD201
Started	16:26	Finished	17:21

1st Set

Game 1: David Phillipson Serving													SH/NP	MM/DP	☀
1	2	3	4										1	0	
Game 2: Stephane Houdet Serving													SH/NP	MM/DP	
5	6	7	8	9									2	0	
Game 3: Marc McCarroll Serving													SH/NP	MM/DP	☀
10	11	12	13	14	15								3	0	
Game 4: Nicolas Peifer Serving													SH/NP	MM/DP	
16	17	18	19	20	21								4	0	
Game 5: David Phillipson Serving													SH/NP	MM/DP	☀
22	23	24	25	26	27	28	29	30	31	32	33	34	35	5	
Game 6: Stephane Houdet Serving													SH/NP	MM/DP	
36	37	38	39	40										6	

2nd Set

Game 1: Marc McCarroll Serving													SH/NP	MM/DP	☀
41	42	43	44	45									1	0	
Game 2: Stephane Houdet Serving													SH/NP	MM/DP	☀
46	47	48	49	50	51									1	
Game 3: David Phillipson Serving													SH/NP	MM/DP	☀
52	53	54	55	56	57	58	59							2	
Game 4: Nicolas Peifer Serving													SH/NP	MM/DP	☀
60	61	62	63	64	65									2	



Scorecard - Doubles
Cartão de resultados - duplas

Game 5: Marc McCarroll Serving														SH/NP	MM/DP		
															3	2	
66	67	68	69														
Game 6: Stephane Houdet Serving														SH/NP	MM/DP		
															4	2	
70	71	72	73														
Game 7: David Phillipson Serving														SH/NP	MM/DP		
															5	2	
74	75	76	77														
Game 8: Nicolas Peifer Serving														SH/NP	MM/DP		
															6	2	
78	79	80	81	82													

Legend:							
W	Winner		Point to receiver - 1st serve		Point to server - 1st serve		Point to receiver - 2nd serve
	Point to server - 2nd serve		Double fault		Service Break		Point to server - 2nd serve



Match Statistics

Estatísticas da partida

W	MIKI Takuya SANADA Takashi (4)	JPN	6	6
	FABISIAK Kamil KRUSZELNICKI Tadeusz	POL	2	2
Match duration: 1h21min			35min	46min

Court 9

Chair Umpire: REIS de MORAES CAMPOS Marcus (BRA)

MIKI T/SANADA T (4)				FABISIAK K/KRUSZELNICKI T				
1set	2set	3set	Total		1set	2set	3set	Total
0	0		0	Total aces	0	1		1
0	0		0	Double faults	2	2		4
0	0		0	Service winners	0	0		0
15/23	25/29		40/52	1st serve	8/19	15/23		23/42
(65%)	(86%)		(77%)	Aces on 1st serve	(42%)	(65%)		(55%)
0	0		0	Points won on 1st serve	0	1		1
8/15	14/25		22/40	2nd Serve	5/8	7/15		12/23
(53%)	(56%)		(55%)	Aces on 2nd Serve	(63%)	(47%)		(52%)
8/8	4/4		12/12	Points won on 2nd serve	9/11	6/8		15/19
(100%)	(100%)		(100%)	Receiving points won	(82%)	(75%)		(79%)
0	0		0	Break point conversions	0	0		0
6/8	3/4		9/12	Total winners	2/11	2/8		4/19
(75%)	(75%)		(75%)	Forehand winners	(18%)	(25%)		(21%)
12/19	14/23		26/42	Backhand winners	9/23	12/29		21/52
(63%)	(61%)		(62%)	Forced errors	(39%)	(41%)		(40%)
3/6	3/4		6/10	Unforced errors	1/1	1/8		2/9
(50%)	(75%)		(60%)	Total points won	(100%)	(13%)		(22%)
0	0		0		0	1		1
0	0		0		0	0		0
0	0		0		0	0		0
0	0		0		0	0		0
0	0		0		2	2		4
26	31		57		16	21		37

	1set						2set									
Miki/Sanada (4)	*1	1	*1	2	*3	4	*5	6	*1	2	*3	3	*3	4	*5	6
Fabisiak/Kruszelnicki	0	*1	2	*2	2	*2	2	*2	0	*0	0	*1	2	*2	2	*2

Note:
Total winners is the sum of total aces, service winners, forehand winners and backhand winners.

Legend:
W Winner * Server

Only chair umpire statistics recorded for this match.



Scorecard - Doubles

Cartão de resultados - duplas

W	MIKI Takuya SANADA Takashi (4)	JPN	6	6
	FABISIAK Kamil KRUSZELNICKI Tadeusz	POL	2	2
Match duration: 1h21min			35min	46min

Court	Court 9	Scoring Rule	Normal 3 Set Match
Chair Umpire	REIS de MORAES CAMPOS Marcus (BRA)	Match Code	MD203
Started	16:43	Finished	18:02

1st Set

Game	Serving	TM/TS	KF/TK
Game 1	Takuya Miki	1	0
Game 2	Tadeusz Kruszelnicki	1	1
Game 3	Takashi Sanada	1	2
Game 4	Kamil Fabisiak	2	2
Game 5	Takuya Miki	3	2
Game 6	Tadeusz Kruszelnicki	4	2
Game 7	Takashi Sanada	5	2
Game 8	Kamil Fabisiak	6	2

2nd Set

Game	Serving	TM/TS	KF/TK
Game 1	Takuya Miki	1	0
Game 2	Tadeusz Kruszelnicki	2	0



Scorecard - Doubles

Cartão de resultados - duplas

Game	Serving	Points	TM/TS	KF/TK	Notes
Game 3	Takashi Sanada	58, 59, 60, 61, 62	3	0	
Game 4	Kamil Fabisiak	63, 64, 65, 66, 67	3	1	
Game 5	Takuya Miki	68, 69, 70, 71, 72, 73	3	2	☀
Game 6	Tadeusz Kruszelnicki	74, 75, 76, 77, 78	4	2	☀
Game 7	Takashi Sanada	79, 80, 81, 82, 83, 84, 85, 86	5	2	
Game 8	Kamil Fabisiak	87, 88, 89, 90, 91, 92, 93, 94	6	2	☀

Legend:					
W	Winner		Double fault		Point to receiver - 2nd serve
	Ace - 1st Server		Point to receiver - 1st serve		Point to server - 1st serve
					Service Break



Match Statistics

Estadísticas da partida

	DENAYER Mike GERARD Joachim (8)	BEL	5	7	2
W	CAVERZASCHI Daniel de la PUENTE Martin	ESP	7	6 (4)	6
Match duration: 2h17min			45min	54min	37min

Court 3

Chair Umpire: VREG Anja (SLO)

DENAYER M/GERARD J (8)				CAVERZASCHI D/de la PUENTE M				
1set	2set	3set	Total		1set	2set	3set	Total
1	2	1	4	Total aces	0	1	0	1
4	7	1	12	Double faults	1	5	1	7
0	0	0	0	Service winners	0	0	0	0
19/33	22/40	14/23	55/96	1st serve	24/37	22/40	17/26	63/103
(58%)	(55%)	(61%)	(57%)		(65%)	(55%)	(65%)	(61%)
1	2	1	4	Aces on 1st serve	0	0	0	0
13/19	12/22	4/14	29/55	Points won on 1st serve	13/24	13/22	8/17	34/63
(68%)	(55%)	(29%)	(53%)		(54%)	(59%)	(47%)	(54%)
10/14	11/18	8/9	29/41	2nd Serve	12/13	13/18	8/9	33/40
(71%)	(61%)	(89%)	(71%)		(92%)	(72%)	(89%)	(83%)
0	0	0	0	Aces on 2nd Serve	0	1	0	1
2/14	7/18	3/9	12/41	Points won on 2nd serve	7/13	5/18	6/9	18/40
(14%)	(39%)	(33%)	(29%)		(54%)	(28%)	(67%)	(45%)
17/37	22/40	12/26	51/103	Receiving points won	18/33	21/40	16/23	55/96
(46%)	(55%)	(46%)	(50%)		(55%)	(53%)	(70%)	(57%)
2/3	4/4	2/7	8/14	Break point conversions	3/3	4/9	4/7	11/19
(67%)	(100%)	(29%)	(57%)		(100%)	(44%)	(57%)	(58%)
1	2	1	4	Total winners	0	1	0	1
0	0	0	0	Forehand winners	0	0	0	0
0	0	0	0	Backhand winners	0	0	0	0
0	0	0	0	Forced errors	0	0	0	0
4	7	1	12	Unforced errors	1	5	1	7
32	41	19	92	Total points won	38	39	30	107

	1set					2set					3set																			
Denayer/Gerard (8)	0*	1	1*	2*	3*	3*	4*	5*	5*	5*	1*	2*	3*	3*	4*	5*	6*	6*	7	*0	1*	1*	1*	2*	2					
Caverzaschi/de la Puente	*1	1*	2*	3*	3*	4*	5*	5*	6*	7	*0	0*	1*	2*	2*	3*	4*	5*	5*	5*	6	6(4)	1*	1*	2*	3*	4*	4*	5*	6

Note:

Total winners is the sum of total aces, service winners, forehand winners and backhand winners.

Legend:

W Winner

*

Server

Only chair umpire statistics recorded for this match.



Scorecard - Doubles
Cartão de resultados - duplas

	DENAYER Mike GERARD Joachim (8)	BEL	5	7	2
W	CAVERZASCHI Daniel de la PUENTE Martin	ESP	7	6 (4)	6
Match duration: 2h17min			45min	54min	37min

Court	Court 3	Scoring Rule	Normal 3 Set Match
Chair Umpire	VREG Anja (SLO)	Match Code	MD207
Started	16:20	Finished	18:36

1st Set

Game	Serving	MD/JG	DC/Md
Game 1	Martin de la Puente	0	1
Game 2	Joachim Gerard	1	1
Game 3	Martin de la Puente	1	2
Game 4	Mike Denayer	1	3
Game 5	Daniel Caverzaschi	2	3
Game 6	Joachim Gerard	3	3
Game 7	Martin de la Puente	3	4
Game 8	Mike Denayer	3	5
Game 9	Daniel Caverzaschi	4	5
Game 10	Joachim Gerard	5	5
Game 11	Martin de la Puente	5	6



Scorecard - Doubles

Cartão de resultados - duplas

TB - Joachim Gerard

MD/JG DC/Md

																																																																																																																																																																																																																																																																																																																																									
---	---	---	---	---	---	---	---	---	---	---	---	---	---	---	---	---	---	---	---	---	---	---	---	---	---	---	---	---	---	---	---	---	---	---	---	---	---	---	---	---	---	---	---	---	---	---	---	---	---	---	---	---	---	---	---	---	---	---	---	---	---	---	---	---	---	---	---	---	---	---	---	---	---	---	---	---	---	---	---	---	---	---	---	---	---	---	---	---	---	---	---	---	---	---	---	---	---	---	---	---	---	---	---	---	---	---	---	---	--	--	--	--	--	--	--	--	--	--	--	--	--	--	--	--	--	--	--	--	--	--	--	--	--	--	--	--	--	--	--	--	--	--	--	--	--	--	--	--	--	--	--	--	--	--	--	--	--	--	--	--	--	--	--	--	--	--	--	--	--	--	--	--	--	--	--	--	--	--	--	--	--	--	--	--	--	--	--	--	--	--	--	--	--	--	--	--	--	--	--	--	--	--	--	--	--	--	--	--	--	--	--	--	--	--	--	--	--	--	--	--	--	--	--	--	--	--	--	--	--	--	--	--	--	--	--	--	--	--	--	--	--	--	--	--	--	--	--	--	--	--	--	--	--	--	--	--	--	--	--	--	--	--	--	--	--	--	--	--	--	--	--	--	--	--	--	--	--	--	--	--	--	--	--	--	--	--	--	--	--	--	--	--	--	--	--	--	--	--	--	--	--	--	--	--	--	--	--	--	--	--	--	--	--	--	--	--	--	--	--	--	--	--	--	--	--	--	--	--	--



Scorecard - Doubles

Cartão de resultados - duplas

Legend:							
TB	Tie-break	W	Winner	☐	Ace - 2nd Server	☐	Double fault
☐	Point to receiver - 2nd serve	☐	Point to server - 2nd serve	☐	Ace - 1st Server	☐	Point to receiver - 1st serve
☐	Point to server - 1st serve	✱	Service Break				



Match Statistics

Estatísticas da partida

	ELS Leon MARIPA Evans	RSA	5	2
W	FERNANDEZ Gustavo LEDESMA Agustin (7)	ARG	7	6
Match duration: 1h45min			56min	49min

Court 7

Chair Umpire: BELARDI GONZALEZ Armando (VEN)

ELS L/MARIPA E				FERNANDEZ G/LEDESMA A (7)				
1set	2set	3set	Total		1set	2set	3set	Total
1	1		2	Total aces	0	0		0
2	2		4	Double faults	1	1		2
0	0		0	Service winners	0	0		0
20/34	17/26		37/60	1st serve	24/38	23/29		47/67
(59%)	(65%)		(62%)		(63%)	(79%)		(70%)
1	1		2	Aces on 1st serve	0	0		0
11/20	7/17		18/37	Points won on 1st serve	14/24	15/23		29/47
(55%)	(41%)		(49%)		(58%)	(65%)		(62%)
12/14	7/9		19/23	2nd Serve	13/14	5/6		18/20
(86%)	(78%)		(83%)		(93%)	(83%)		(90%)
0	0		0	Aces on 2nd Serve	0	0		0
7/14	4/9		11/23	Points won on 2nd serve	6/14	3/6		9/20
(50%)	(44%)		(48%)		(43%)	(50%)		(45%)
18/38	11/29		29/67	Receiving points won	16/34	15/26		31/60
(47%)	(38%)		(43%)		(47%)	(58%)		(52%)
2/3	1/2		3/5	Break point conversions	3/4	3/4		6/8
(67%)	(50%)		(60%)		(75%)	(75%)		(75%)
1	1		2	Total winners	0	0		0
0	0		0	Forehand winners	0	0		0
0	0		0	Backhand winners	0	0		0
0	0		0	Forced errors	0	0		0
2	2		4	Unforced errors	1	1		2
36	22		58	Total points won	36	33		69

	1set								2set											
Els/Maripa	0	*1	1	*1	2	*3	3	*3	4	*5	5	*5	0	*0	0	*0	0	*1	2	*2
Fernandez/Ledesma (7)	*1	1	*2	3	*3	3	*4	5	*5	5	*6	7	*1	2	*3	4	*5	5	*5	6

Note:

Total winners is the sum of total aces, service winners, forehand winners and backhand winners.

Legend:

W Winner

*

Server

Only chair umpire statistics recorded for this match.



Scorecard - Doubles
Cartão de resultados - duplas

	ELS Leon MARIPA Evans	RSA	5	2
W	FERNANDEZ Gustavo LEDESMA Agustin (7)	ARG	7	6
Match duration: 1h45min			56min	49min

Court	Court 7	Scoring Rule	Normal 3 Set Match
Chair Umpire	BELARDI GONZALEZ Armando (VEN)	Match Code	MD202
Started	17:23	Finished	19:07

1st Set

Game	Serving	LE/EM	GF/AL
Game 1	Gustavo Fernandez	0	1
Game 2	Evans Maripa	1	1
Game 3	Agustin Ledesma	1	2
Game 4	Leon Els	1	3
Game 5	Gustavo Fernandez	2	3
Game 6	Evans Maripa	3	3
Game 7	Agustin Ledesma	3	4
Game 8	Leon Els	3	5
Game 9	Gustavo Fernandez	4	5
Game 10	Evans Maripa	5	5
Game 11	Agustin Ledesma	5	6



Match Statistics

Estatísticas da partida

	OLSSON Stefan WALLIN Dan	SWE	3	1
W	CATTANEO Frederic JEREMIASZ Michael (3)	FRA	6	6
Match duration: 1h11min			34min	37min

Court 6

Chair Umpire: DAMASKE Christoph (GER)

OLSSON S/WALLIN D				CATTANEO F/JEREMIASZ M (3)				
1set	2set	3set	Total		1set	2set	3set	Total
0	0		0	Total aces	0	0		0
2	0		2	Double faults	0	1		1
0	0		0	Service winners	0	0		0
19/29	10/15		29/44	1st serve	17/25	24/31		41/56
(66%)	(67%)		(66%)	Aces on 1st serve	(68%)	(77%)		(73%)
0	0		0	Points won on 1st serve	0	0		0
9/19	3/10		12/29	2nd Serve	11/17	17/24		28/41
(47%)	(30%)		(41%)	Aces on 2nd Serve	(65%)	(71%)		(68%)
8/10	5/5		13/15	Points won on 2nd serve	8/8	6/7		14/15
(80%)	(100%)		(87%)	Receiving points won	(100%)	(86%)		(93%)
0	0		0	Break point conversions	0	0		0
3/10	3/5		6/15	Total winners	5/8	3/7		8/15
(30%)	(60%)		(40%)	Forehand winners	(63%)	(43%)		(53%)
9/25	11/31		20/56	Backhand winners	17/29	9/15		26/44
(36%)	(35%)		(36%)	Forced errors	(59%)	(60%)		(59%)
1/3	0/6		1/9	Unforced errors	3/5	2/2		5/7
(33%)	(0%)		(11%)	Total points won	(60%)	(100%)		(71%)
0	0		0		0	0		0
0	0		0		0	0		0
0	0		0		0	0		0
0	0		0		0	0		0
2	0		2		0	1		1
21	17		38		33	29		62

	1set						2set									
Olsson/Wallin	*0	0	*1	1	*1	2	*3	3	*3	0	*0	0	*1	1	*1	1
Cattaneo/Jeremiasz (3)	1	*2	2	*3	4	*4	4	*5	6	*1	2	*3	3	*4	5	*6

Note:

Total winners is the sum of total aces, service winners, forehand winners and backhand winners.

Legend:

W Winner

*

Server

Only chair umpire statistics recorded for this match.



Scorecard - Doubles

Cartão de resultados - duplas

	OLSSON Stefan WALLIN Dan	SWE	3	1
W	CATTANEO Frederic JEREMIASZ Michael (3)	FRA	6	6
Match duration: 1h11min			34min	37min

Court	Court 6	Scoring Rule	Normal 3 Set Match
Chair Umpire	DAMASKE Christoph (GER)	Match Code	MD206
Started	18:15	Finished	19:26

1st Set

Game 1: Dan Wallin Serving													SO/DW	FC/MJ	★
1	2	3	4	5	6	7	8	9	10					0	
Game 2: Frederic Cattaneo Serving													SO/DW	FC/MJ	
11	12	13	14	15										0	
Game 3: Stefan Olsson Serving													SO/DW	FC/MJ	
16	17	18	19	20	21									1	
Game 4: Michael Jeremiasz Serving													SO/DW	FC/MJ	
22	23	24	25	26										1	
Game 5: Dan Wallin Serving													SO/DW	FC/MJ	★
27	28	29	30											1	
Game 6: Frederic Cattaneo Serving													SO/DW	FC/MJ	★
31	32	33	34	35	36	37	38	39	40					2	
Game 7: Stefan Olsson Serving													SO/DW	FC/MJ	
41	42	43	44	45										3	
Game 8: Michael Jeremiasz Serving													SO/DW	FC/MJ	
46	47	48	49	50										3	
Game 9: Dan Wallin Serving													SO/DW	FC/MJ	★
51	52	53	54											3	

2nd Set

Game 1: Frederic Cattaneo Serving													SO/DW	FC/MJ	
55	56	57	58	59	60	61	62	63	64	65	66			0	



Match Statistics

Estadísticas da partida

	IM Ho Won LEE Ha Gel	KOR	1	2
W	HEWETT Alfie REID Gordon (2)	GBR	6	6
Match duration: 1h18min			37min	41min

Centre Court

Chair Umpire: CINKO Adelka (CRO)

IM HW/LEE HG				HEWETT A/REID G (2)			
1set	2set	3set	Total	1set	2set	3set	Total
0	0		0	Total aces	1	0	1
2	2		4	Double faults	4	2	6
0	0		0	Service winners	0	0	0
14/21	19/28		33/49	1st serve	16/31	20/26	36/57
(67%)	(68%)		(67%)	Aces on 1st serve	(52%)	(77%)	(63%)
0	0		0	Points won on 1st serve	13/16	12/20	25/36
7/14	12/19		19/33	2nd Serve	(81%)	(60%)	(69%)
(50%)	(63%)		(58%)	Aces on 2nd Serve	11/15	4/6	15/21
5/7	7/9		12/16	Points won on 2nd serve	(73%)	(67%)	(71%)
(71%)	(78%)		(75%)	Receiving points won	0	0	0
0	0		0	Break point conversions	7/15	4/6	11/21
2/7	0/9		2/16	Total winners	(47%)	(67%)	(52%)
(29%)	(0%)		(13%)	Forehand winners	12/21	16/28	28/49
11/31	10/26		21/57	Backhand winners	(57%)	(57%)	(57%)
(35%)	(38%)		(37%)	Forced errors	2/5	3/3	5/8
0/1	1/1		1/2	Unforced errors	(40%)	(100%)	(63%)
(0%)	(100%)		(50%)	Total points won	10	11	21
3	5		8		6	9	15
2	4		6		3	2	5
1	1		2		5	5	10
10	9		19		12	12	24
12	12		24		32	32	64
20	22		42				

	1set					2set					
Im/Lee	0*	1*	1*	1*	1	*0	0*	1*	1*	1*	2
Hewett/Reid (2)	*1	1*	2	3*	4	5*	6	1*	2	3*	3

Note:

Total winners is the sum of total aces, service winners, forehand winners and backhand winners.

Legend:

W Winner * Server



Scorecard - Doubles
Cartão de resultados - duplas

	IM Ho Won LEE Ha Gel	KOR	1	2
W	HEWETT Alfie REID Gordon (2)	GBR	6	6
Match duration: 1h18min			37min	41min

Court	Centre Court	Scoring Rule	Normal 3 Set Match
Chair Umpire	CINKO Adelka (CRO)	Match Code	MD208
Started	18:35	Finished	19:53

1st Set

Game	Serving	HI/HL	AH/GR
Game 1	Gordon Reid	0	1
Game 2	Ha Gel Lee	1	1
Game 3	Alfie Hewett	1	2
Game 4	Ho Won Im	1	3
Game 5	Gordon Reid	1	4
Game 6	Ha Gel Lee	1	5
Game 7	Alfie Hewett	1	6

2nd Set

Game	Serving	HI/HL	AH/GR
Game 1	Ha Gel Lee	0	1
Game 2	Gordon Reid	0	2
Game 3	Ho Won Im	0	3



Match Statistics

Estatísticas da partida

W	HOUDET Stephane PEIFER Nicolas (1)	FRA	6	6
	FERNANDEZ Gustavo LEDESMA Agustin (7)	ARG	1	2
Match duration: 1h12min			36min	36min

Court 3

Chair Umpire: DIAZ Carlos (COL)

HOUDET S/PEIFER N (1)				FERNANDEZ G/LEDESMA A (7)				
1set	2set	3set	Total		1set	2set	3set	Total
1	0		1	Total aces	0	0		0
1	1		2	Double faults	2	2		4
0	0		0	Service winners	0	0		0
13/21	11/22		24/43	1st serve	13/23	11/22		24/45
(62%)	(50%)		(56%)		(57%)	(50%)		(53%)
1	0		1	Aces on 1st serve	0	0		0
9/13	7/11		16/24	Points won on 1st serve	4/13	4/11		8/24
(69%)	(64%)		(67%)		(31%)	(36%)		(33%)
7/8	10/11		17/19	2nd Serve	8/10	9/11		17/21
(88%)	(91%)		(89%)		(80%)	(82%)		(81%)
0	0		0	Aces on 2nd Serve	0	0		0
2/8	7/11		9/19	Points won on 2nd serve	3/10	3/11		6/21
(25%)	(64%)		(47%)		(30%)	(27%)		(29%)
16/23	15/22		31/45	Receiving points won	10/21	8/22		18/43
(70%)	(68%)		(69%)		(48%)	(36%)		(42%)
4/5	3/4		7/9	Break point conversions	1/2	1/2		2/4
(80%)	(75%)		(78%)		(50%)	(50%)		(50%)
1	0		1	Total winners	0	0		0
0	0		0	Forehand winners	0	0		0
0	0		0	Backhand winners	0	0		0
0	0		0	Forced errors	0	0		0
1	1		2	Unforced errors	2	2		4
27	29		56	Total points won	17	15		32

	1set						2set								
Houdet/Peifer (1)	1	*2	3	*4	5	*5	6	*1	2	*3	4	*5	5	*5	6
Fernandez/Ledesma (7)	*0	0	*0	0	*0	1	*1	0	*0	0	*0	0	*1	2	*2

Note:
Total winners is the sum of total aces, service winners, forehand winners and backhand winners.

Legend:
W Winner * Server

Only chair umpire statistics recorded for this match.



Scorecard - Doubles

Cartão de resultados - duplas

W	HOUDET Stephane PEIFER Nicolas (1)	FRA	6	6
	FERNANDEZ Gustavo LEDESMA Agustin (7)	ARG	1	2
Match duration: 1h12min			36min	36min

Court	Court 3	Scoring Rule	Normal 3 Set Match
Chair Umpire	DIAZ Carlos (COL)	Match Code	MD301
Started	17:05	Finished	18:16

1st Set

Game 1: Gustavo Fernandez Serving													SH/NP	GF/AL	☀
1	2	3	4	5	6								1	0	
Game 2: Stephane Houdet Serving													SH/NP	GF/AL	
7	8	9	10	11	12								2	0	
Game 3: Agustin Ledesma Serving													SH/NP	GF/AL	☀
13	14	15	16	17									3	0	
Game 4: Nicolas Peifer Serving													SH/NP	GF/AL	
18	19	20	21	22	23	24	25	26	27				4	0	
Game 5: Gustavo Fernandez Serving													SH/NP	GF/AL	☀
28	29	30	31	32	33								5	0	
Game 6: Stephane Houdet Serving													SH/NP	GF/AL	☀
34	35	36	37	38									5	1	
Game 7: Agustin Ledesma Serving													SH/NP	GF/AL	☀
39	40	41	42	43	44								6	1	

2nd Set


Game 1: Nicolas Peifer Serving													SH/NP	GF/AL	
45	46	47	48	49	50								1	0	
Game 2: Gustavo Fernandez Serving													SH/NP	GF/AL	☀
51	52	53	54	55	56	57	58						2	0	
Game 3: Stephane Houdet Serving													SH/NP	GF/AL	
59	60	61	62	63	64								3	0	



Scorecard - Doubles

Cartão de resultados - duplas

Game 4: Agustin Ledesma Serving

																																																																																																																																																																																																																																																																																																									
--	---	---	---	---	---	---	---	---	---	---	---	---	---	---	---	--	---	---	---	---	---	---	---	---	---	---	---	---	---	---	---	---	---	---	---	---	---	---	---	---	---	---	---	---	---	---	---	---	---	---	---	---	---	---	---	---	---	---	---	---	---	---	---	---	---	---	---	---	---	---	---	---	---	---	---	---	---	---	---	---	---	---	---	---	---	---	---	---	---	---	---	---	---	---	---	---	---	---	---	---	---	---	---	---	---	---	---	---	---	---	---	---	---	---	---	---	---	---	---	---	---	---	---	---	---	---	---	---	---	---	---	---	---	---	---	---	---	---	---	---	---	---	---	---	---	---	---	---	---	---	---	---	---	---	---	---	---	---	---	---	---	---	---	---	---	---	---	---	---	---	---	---	---	---	---	---	---	--	--	--	--	--	--	--	--	--	--	--	--	--	--	--	--	--	--	--	--	--	--	--	--	--	--	--	--	--	--	--	--	--	--	--	--	--	--	--	--	--	--	--	--	--	--	--	--	--	--	--	--	--	--	--	--	--	--	--	--	--	--	--	--	--	--	--	--	--	--	--	--	--	--	--	--	--	--	--	--	--	--	--	--	--	--	--	--	--	--	--	--	--	--	--	--	--	--	--	--	--	--	--	--	--	--	--	--	--	--	--	--	--	--	--	--	--	--	--	--



Match Statistics

Estadísticas da partida

	CAVERZASCHI Daniel de la PUENTE Martin	ESP	2	0
W	HEWETT Alfie REID Gordon (2)	GBR	6	6
Match duration: 1h16min			32min	44min

Court 8

Chair Umpire: NICOLELLA Vincenzo (ITA)

CAVERZASCHI D/de la PUENTE M				HEWETT A/REID G (2)				
1set	2set	3set	Total		1set	2set	3set	Total
0	0		0	Total aces	2	0		2
3	1		4	Double faults	0	1		1
0	0		0	Service winners	0	0		0
18/27	15/22		33/49	1st serve	13/21	11/20		24/41
(67%)	(68%)		(67%)	Aces on 1st serve	(62%)	(55%)		(59%)
0	0		0	Points won on 1st serve	9/13	8/11		17/24
10/18	4/15		14/33	2nd Serve	(69%)	(73%)		(71%)
(56%)	(27%)		(42%)	Aces on 2nd Serve	8/8	8/9		16/17
6/9	6/7		12/16	Points won on 2nd serve	(100%)	(89%)		(94%)
(67%)	(86%)		(75%)	Receiving points won	1	0		1
0	0		0	Break point conversions	5/8	6/9		11/17
1/9	4/7		5/16	Total winners	(63%)	(67%)		(65%)
(11%)	(57%)		(31%)	Forehand winners	16/27	14/22		30/49
7/21	6/20		13/41	Backhand winners	(59%)	(64%)		(61%)
(33%)	(30%)		(32%)	Forced errors	3/3	3/5		6/8
1/1	0/1		1/2	Unforced errors	(100%)	(60%)		(75%)
(100%)	(0%)		(50%)	Total points won	2	0		2
0	0		0		0	0		0
0	0		0		0	0		0
0	0		0		0	0		0
3	1		4		0	1		1
18	14		32		0	1		1

	1set						2set							
Caverzaschi/de la Puente	*0	0	*0	0	*1	2	*2	2	*0	0	*0	0	*0	0
Hewett/Reid (2)	1	*2	3	*4	4	*4	5	*6	1	*2	3	*4	5	*6

Note:
Total winners is the sum of total aces, service winners, forehand winners and backhand winners.

Legend:
W Winner * Server

Only chair umpire statistics recorded for this match.



Scorecard - Doubles
Cartão de resultados - duplas

	CAVERZASCHI Daniel de la PUENTE Martin	ESP	2	0
W	HEWETT Alfie REID Gordon (2)	GBR	6	6
Match duration: 1h16min			32min	44min

Court	Court 8	Scoring Rule	Normal 3 Set Match
Chair Umpire	NICOLELLA Vincenzo (ITA)	Match Code	MD304
Started	17:06	Finished	18:22

1st Set

Game 1: Daniel Caverzaschi Serving													DC/Md	AH/GR	0	1	☀
1	2	3	4	5													
Game 2: Gordon Reid Serving													DC/Md	AH/GR	0	2	
6	7	8	9	10													
Game 3: Martin de la Puente Serving													DC/Md	AH/GR	0	3	☀
11	12	13	14	15	16	17	18										
Game 4: Alfie Hewett Serving													DC/Md	AH/GR	0	4	
19	20	21	22	23	24												
Game 5: Daniel Caverzaschi Serving													DC/Md	AH/GR	1	4	
25	26	27	28	29	30												
Game 6: Gordon Reid Serving													DC/Md	AH/GR	2	4	☀
31	32	33	34	35	36												
Game 7: Martin de la Puente Serving													DC/Md	AH/GR	2	5	☀
37	38	39	40	41	42	43	44										
Game 8: Alfie Hewett Serving													DC/Md	AH/GR	2	6	
45	46	47	48														

2nd Set

Game 1: Daniel Caverzaschi Serving													DC/Md	AH/GR	0	1	☀
49	50	51	52	53	54												
Game 2: Gordon Reid Serving													DC/Md	AH/GR	0	2	
55	56	57	58	59	60	61	62	63	64								



Scorecard - Doubles

Cartão de resultados - duplas

Game 3: Martin de la Puente Serving														DC/Md	AH/GR		
															0	3	
65	66	67	68	69	70												
Game 4: Alfie Hewett Serving														DC/Md	AH/GR		
															0	4	
71	72	73	74	75													
Game 5: Daniel Caverzaschi Serving														DC/Md	AH/GR		
															0	5	
76	77	78	79	80	81	82	83	84	85								
Game 6: Gordon Reid Serving														DC/Md	AH/GR		
															0	6	
86	87	88	89	90													

Legend:							
W	Winner		Ace - 2nd Server		Double fault		Point to receiver - 2nd serve
	Point to server - 2nd serve		Ace - 1st Server		Point to receiver - 1st serve		Point to server - 1st serve
	Service Break						



Match Statistics

Estatísticas da partida

W	MIKI Takuya SANADA Takashi (4)	JPN	6	3	6
	EGBERINK Tom SCHEFFERS Maikel (5)	NED	1	6	4
Match duration: 2h28min			38min	54min	56min

Court 4

Chair Umpire: GOKHALE Shreeram (IND)

MIKI T/SANADA T (4)				EGBERINK T/SCHEFFERS M (5)				
1set	2set	3set	Total		1set	2set	3set	Total
2	0	0	2	Total aces	0	1	2	3
1	3	1	5	Double faults	0	4	2	6
0	0	0	0	Service winners	0	0	0	0
22/31	16/26	19/32	57/89	1st serve	12/15	15/29	23/30	50/74
(71%)	(62%)	(59%)	(64%)		(80%)	(52%)	(77%)	(68%)
2	0	0	2	Aces on 1st serve	0	1	2	3
12/22	9/16	9/19	30/57	Points won on 1st serve	2/12	10/15	12/23	24/50
(55%)	(56%)	(47%)	(53%)		(17%)	(67%)	(52%)	(48%)
8/9	7/10	12/13	27/32	2nd Serve	3/3	10/14	5/7	18/24
(89%)	(70%)	(92%)	(84%)		(100%)	(71%)	(71%)	(75%)
0	0	0	0	Aces on 2nd Serve	0	0	0	0
5/9	3/10	8/13	16/32	Points won on 2nd serve	1/3	5/14	2/7	8/24
(56%)	(30%)	(62%)	(50%)		(33%)	(36%)	(29%)	(33%)
12/15	14/29	16/30	42/74	Receiving points won	14/31	14/26	15/32	43/89
(80%)	(48%)	(53%)	(57%)		(45%)	(54%)	(47%)	(48%)
3/3	2/2	3/5	8/10	Break point conversions	1/3	3/6	2/7	6/16
(100%)	(100%)	(60%)	(80%)		(33%)	(50%)	(29%)	(38%)
2	0	0	2	Total winners	0	1	2	3
0	0	0	0	Forehand winners	0	0	0	0
0	0	0	0	Backhand winners	0	0	0	0
0	0	0	0	Forced errors	0	0	0	0
1	3	1	5	Unforced errors	0	4	2	6
29	26	33	88	Total points won	17	29	29	75

	1set					2set					3set												
Miki/Sanada (4)	*1	2*	3	4*	4*	5*	6	0*	0*	1	2*	2	3*	3	*1	2*	3	4*	4*	4*	4*	5*	6
Egberink/Scheffers (5)	0*	0*	0*	1*	1*	1	*1	2*	3	3*	3	4*	4*	5*	6	0*	0*	0*	1*	2*	3*	4*	4*

Note:

Total winners is the sum of total aces, service winners, forehand winners and backhand winners.

Legend:

W Winner

*

Server

Only chair umpire statistics recorded for this match.



Scorecard - Doubles

Cartão de resultados - duplas

W	MIKI Takuya SANADA Takashi (4)	JPN	6	3	6
	EGBERINK Tom SCHEFFERS Maikel (5)	NED	1	6	4
Match duration: 2h28min			38min	54min	56min

Court	Court 4	Scoring Rule	Normal 3 Set Match
Chair Umpire	GOKHALE Shreeram (IND)	Match Code	MD302
Started	17:47	Finished	20:16

1st Set

Game	Serving	Points	TM/TS	TE/MS
Game 1	Takuya Miki	1-6	1	0
Game 2	Tom Egberink	2-12	2	0
Game 3	Takashi Sanada	3-22	3	0
Game 4	Maikel Scheffers	4-26	4	0
Game 5	Takuya Miki	5-31	4	1
Game 6	Tom Egberink	6-36	5	1
Game 7	Takashi Sanada	7-46	6	1

2nd Set

Game	Serving	Points	TM/TS	TE/MS
Game 1	Tom Egberink	1-52	0	1
Game 2	Takashi Sanada	2-58	0	2
Game 3	Maikel Scheffers	3-64	0	3



Scorecard - Doubles

Cartão de resultados - duplas

Game 4: Takuya Miki Serving

														TM/TS	TE/MS	
															1	3
65	66	67	68													

Game 5: Tom Egberink Serving

														TM/TS	TE/MS	
															2	3
69	70	71	72	73												

Game 6: Takashi Sanada Serving

														TM/TS	TE/MS	
															2	4
74	75	76	77	78	79	80	81									

Game 7: Maikel Scheffers Serving

														TM/TS	TE/MS	
															3	4
82	83	84	85	86	87											

Game 8: Takuya Miki Serving

														TM/TS	TE/MS	
															3	5
88	89	90	91	92	93	94	95									

Game 9: Tom Egberink Serving

														TM/TS	TE/MS	
															3	6
96	97	98	99	100	101											

3rd Set

Game 1: Takashi Sanada Serving

														TM/TS	TE/MS	
															1	0
102	103	104	105	106												

Game 2: Tom Egberink Serving

														TM/TS	TE/MS	
															2	0
107	108	109	110	111	112											

Game 3: Takuya Miki Serving

														TM/TS	TE/MS	
															3	0
113	114	115	116	117	118											

Game 4: Maikel Scheffers Serving

														TM/TS	TE/MS	
															4	0
119	120	121	122	123	124											

Game 5: Takashi Sanada Serving

														TM/TS	TE/MS	
															4	1
125	126	127	128	129												

Game 6: Tom Egberink Serving

														TM/TS	TE/MS	
															4	2
130	131	132	133	134	135											

Game 7: Takuya Miki Serving

														TM/TS	TE/MS	
															4	3
136	137	138	139	140	141											

Game 8: Maikel Scheffers Serving

														TM/TS	TE/MS	
															4	4
142	143	144	145	146	147											



Match Statistics

Estatísticas da partida

W	KUNIEDA Shingo SAIDA Satoshi (6)	JPN	1	6	7
	CATTANEO Frederic JEREMIASZ Michael (3)	FRA	6	3	6 (5)
Match duration: 3h16min			40min	58min	98min

Court 9

Chair Umpire: CINKO Adelka (CRO)

KUNIEDA S/SAIDA S (6)				CATTANEO F/JEREMIASZ M (3)				
1set	2set	3set	Total		1set	2set	3set	Total
0	0	0	0	Total aces	0	0	0	0
0	1	1	2	Double faults	0	0	0	0
0	0	0	0	Service winners	0	0	0	0
20/24	20/26	34/41	74/91	1st serve	18/21	18/27	45/54	81/102
(83%)	(77%)	(83%)	(81%)	Aces on 1st serve	(86%)	(67%)	(83%)	(79%)
0	0	0	0	Points won on 1st serve	0	0	0	0
5/20	8/20	15/34	28/74	2nd Serve	11/18	6/18	19/45	36/81
(25%)	(40%)	(44%)	(38%)	Aces on 2nd Serve	(61%)	(33%)	(42%)	(44%)
4/4	5/6	6/7	15/17	Points won on 2nd serve	3/3	9/9	9/9	21/21
(100%)	(83%)	(86%)	(88%)	Receiving points won	(100%)	(100%)	(100%)	(100%)
0	0	0	0	Break point conversions	0	0	0	0
2/4	3/6	2/7	7/17	Total winners	0/3	3/9	5/9	8/21
(50%)	(50%)	(29%)	(41%)	Forehand winners	(0%)	(33%)	(56%)	(38%)
10/21	18/27	30/54	58/102	Backhand winners	17/24	15/26	24/41	56/91
(48%)	(67%)	(56%)	(57%)	Forced errors	(71%)	(58%)	(59%)	(62%)
1/2	4/4	4/11	9/17	Unforced errors	4/6	2/3	4/4	10/13
(50%)	(100%)	(36%)	(53%)	Total points won	(67%)	(67%)	(100%)	(77%)
0	0	0	0		0	0	0	0
0	0	0	0		0	0	0	0
0	0	0	0		0	0	0	0
0	0	0	0		0	0	0	0
0	1	1	2		0	0	0	0
17	29	47	93		28	24	48	100

	1set				2set				3set													
Kunieda/Saida (6)	*0	1*	1*	1*	1*	1*	1*	1*	*1	1*	1*	1*	2*	3*	3*	4*	4*	5*	5*	6	7	
Cattaneo/Jeremiasz (3)	1*	1*	2*	3*	4*	5*	6	*0	1*	1*	1*	2*	3*	3*	3*	4*	4*	5*	5*	6*	6*	6(5)

Note:
Total winners is the sum of total aces, service winners, forehand winners and backhand winners.

Legend:
W Winner * Server

Only chair umpire statistics recorded for this match.



Scorecard - Doubles

Cartão de resultados - duplas

W	KUNIEDA Shingo SAIDA Satoshi (6)	JPN	1	6	7
	CATTANEO Frederic JEREMIASZ Michael (3)	FRA	6	3	6 (5)
Match duration: 3h16min			40min	58min	98min

Court	Court 9	Scoring Rule	Normal 3 Set Match
Chair Umpire	CINKO Adelka (CRO)	Match Code	MD303
Started	18:36	Finished	21:51

1st Set

Game 1: Shingo Kunieda Serving													SK/SS	FC/MJ	☀
1	2	3	4	5									0	1	
Game 2: Frederic Cattaneo Serving													SK/SS	FC/MJ	☀
6	7	8	9	10									1	1	
Game 3: Satoshi Saida Serving													SK/SS	FC/MJ	☀
11	12	13	14	15	16	17	18						1	2	
Game 4: Michael Jeremiasz Serving													SK/SS	FC/MJ	
19	20	21	22	23	24	25	26						1	3	
Game 5: Shingo Kunieda Serving													SK/SS	FC/MJ	☀
27	28	29	30	31									1	4	
Game 6: Frederic Cattaneo Serving													SK/SS	FC/MJ	
32	33	34	35	36	37	38	39						1	5	
Game 7: Satoshi Saida Serving													SK/SS	FC/MJ	☀
40	41	42	43	44	45								1	6	

2nd Set

Game 1: Michael Jeremiasz Serving													SK/SS	FC/MJ	☀
46	47	48	49	50	51								1	0	
Game 2: Shingo Kunieda Serving													SK/SS	FC/MJ	☀
52	53	54	55										1	1	
Game 3: Frederic Cattaneo Serving													SK/SS	FC/MJ	☀
56	57	58	59	60									2	1	



Scorecard - Doubles

Cartão de resultados - duplas

Game 4: Satoshi Saida Serving

														SK/SS	FC/MJ
														3	1
61	62	63	64	65	66	67	68								

Game 5: Michael Jeremiasz Serving

														SK/SS	FC/MJ
														3	2
69	70	71	72	73	74										

Game 6: Shingo Kunieda Serving

														SK/SS	FC/MJ
														3	3
75	76	77	78												

Game 7: Frederic Cattaneo Serving

														SK/SS	FC/MJ
														4	3
79	80	81	82	83											

Game 8: Satoshi Saida Serving

														SK/SS	FC/MJ
														5	3
84	85	86	87	88	89	90	91	92	93						

Game 9: Michael Jeremiasz Serving

														SK/SS	FC/MJ
														6	3
94	95	96	97	98											

3rd Set

Game 1: Shingo Kunieda Serving

														SK/SS	FC/MJ
														1	0
99	100	101	102	103	104	105	106								

Game 2: Michael Jeremiasz Serving

														SK/SS	FC/MJ
														1	1
107	108	109	110	111	112	113	114	115	116	117	118	119	120		

Game 3: Satoshi Saida Serving

														SK/SS	FC/MJ
														1	2
125	126	127	128												

Game 4: Frederic Cattaneo Serving

														SK/SS	FC/MJ
														1	3
129	130	131	132	133											

Game 5: Shingo Kunieda Serving

														SK/SS	FC/MJ
														2	3
134	135	136	137	138	139										

Game 6: Michael Jeremiasz Serving

														SK/SS	FC/MJ
														3	3
140	141	142	143	144	145										

Game 7: Satoshi Saida Serving

														SK/SS	FC/MJ
														3	4
146	147	148	149	150											

Game 8: Frederic Cattaneo Serving

														SK/SS	FC/MJ
														4	4
151	152	153	154	155	156	157	158								



Scorecard - Doubles

Cartão de resultados - duplas

Game 9: Shingo Kunieda Serving													SK/SS	FC/MJ	
													4	5	
159	160	161	162	163	164										
Game 10: Michael Jeremiasz Serving													SK/SS	FC/MJ	
													5	5	
165	166	167	168	169	170										
Game 11: Satoshi Saida Serving													SK/SS	FC/MJ	
													5	6	
171	172	173	174	175	176										
Game 12: Frederic Cattaneo Serving													SK/SS	FC/MJ	
													6	6	
177	178	179	180	181											
TB - Shingo Kunieda													SK/SS	FC/MJ	
													7	6	
182						189	190								
TB - Satoshi Saida													SK/SS	FC/MJ	
			185	186						193					
TB - Frederic Cattaneo													SK/SS	FC/MJ	
					187	188									
TB - Michael Jeremiasz													SK/SS	FC/MJ	
													(7)	(5)	
			183	184						191	192				

Legend:							
TB	Tie-break	W	Winner		Double fault		Point to receiver - 2nd serve
	Point to server - 2nd serve		Point to receiver - 1st serve		Point to server - 1st serve		Service Break



Match Statistics

Estatísticas da partida

	KUNIEDA Shingo SAIDA Satoshi (6)	JPN	2	4
W	HEWETT Alfie REID Gordon (2)	GBR	6	6
Match duration: 1h27min			38min	49min

Centre Court

Chair Umpire: DIAZ Carlos (COL)

KUNIEDA S/SAIDA S (6)				HEWETT A/REID G (2)				
1set	2set	3set	Total		1set	2set	3set	Total
0	1		1	Total aces	1	1		2
0	0		0	Double faults	1	3		4
0	0		0	Service winners	0	1		1
17/25	19/33		36/58	1st serve	18/27	24/31		42/58
(68%)	(58%)		(62%)		(67%)	(77%)		(72%)
0	1		1	Aces on 1st serve	0	1		1
7/17	11/19		18/36	Points won on 1st serve	12/18	17/24		29/42
(41%)	(58%)		(50%)		(67%)	(71%)		(69%)
8/8	14/14		22/22	2nd Serve	8/9	4/7		12/16
(100%)	(100%)		(100%)		(89%)	(57%)		(75%)
0	0		0	Aces on 2nd Serve	1	0		1
3/8	7/14		10/22	Points won on 2nd serve	5/9	2/7		7/16
(38%)	(50%)		(45%)		(56%)	(29%)		(44%)
10/27	12/31		22/58	Receiving points won	15/25	15/33		30/58
(37%)	(39%)		(38%)		(60%)	(45%)		(52%)
1/3	1/1		2/4	Break point conversions	3/4	2/5		5/9
(33%)	(100%)		(50%)		(75%)	(40%)		(56%)
4	6		10	Total winners	20	16		36
4	4		8	Forehand winners	12	12		24
0	1		1	Backhand winners	7	2		9
2	10		12	Forced errors	3	6		9
10	8		18	Unforced errors	13	18		31
20	30		50	Total points won	32	34		66

	1set						2set											
Kunieda/Saida (6)	0	*0	1	*1	1	*2	2	*2	0	*1	1	*2	3	*3	3	*4	4	*4
Hewett/Reid (2)	*1	2	*2	3	*4	4	*5	6	*1	1	*2	2	*2	3	*4	4	*5	6

Note:
Total winners is the sum of total aces, service winners, forehand winners and backhand winners.

Legend:
W Winner * Server



Scorecard - Doubles

Cartão de resultados - duplas

	KUNIEDA Shingo SAIDA Satoshi (6)	JPN	2	4
W	HEWETT Alfie REID Gordon (2)	GBR	6	6
Match duration: 1h27min			38min	49min

Court	Centre Court	Scoring Rule	Normal 3 Set Match
Chair Umpire	DIAZ Carlos (COL)	Match Code	MD402
Started	17:27	Finished	18:54

1st Set

Game	Serving	SK/SS	AH/GR
Game 1	Gordon Reid	0	1
Game 2	Shingo Kunieda	0	2
Game 3	Alfie Hewett	1	2
Game 4	Satoshi Saida	1	3
Game 5	Gordon Reid	1	4
Game 6	Shingo Kunieda	2	4
Game 7	Alfie Hewett	2	5
Game 8	Satoshi Saida	2	6

2nd Set

Game	Serving	SK/SS	AH/GR
Game 1	Gordon Reid	0	1
Game 2	Shingo Kunieda	1	1



Scorecard - Doubles
Cartão de resultados - duplas

Game 3: Alfie Hewett Serving														SK/SS	AH/GR
														1	2
65	66	67	68	69	70										
Game 4: Satoshi Saida Serving														SK/SS	AH/GR
														2	2
71	72	73	74	75	76	77	78	79	80						
Game 5: Gordon Reid Serving														SK/SS	AH/GR
														3	2
81	82	83	84	85	86	87	88								
Game 6: Shingo Kunieda Serving														SK/SS	AH/GR
														3	3
89	90	91	92	93	94										
Game 7: Alfie Hewett Serving														SK/SS	AH/GR
														3	4
95	96	97	98	99	100										
Game 8: Satoshi Saida Serving														SK/SS	AH/GR
														4	4
101	102	103	104	105											
Game 9: Gordon Reid Serving														SK/SS	AH/GR
														4	5
106	107	108	109	110											
Game 10: Shingo Kunieda Serving														SK/SS	AH/GR
														4	6
111	112	113	114	115	116										

Legend:					
W	Winner		Ace - 2nd Server		Double fault
	Point to server - 2nd serve		Ace - 1st Server		Point to receiver - 1st serve
	Point to receiver - 2nd serve		Point to server - 1st serve		Service Break



Match Statistics

Estatísticas da partida

W	HOUDET Stephane PEIFER Nicolas (1)	FRA	6	7
	MIKI Takuya SANADA Takashi (4)	JPN	2	5
Match duration: 1h48min			43min	65min

Court 2

Chair Umpire: DAMASKE Christoph (GER)

HOUDET S/PEIFER N (1)				MIKI T/SANADA T (4)				
1set	2set	3set	Total		1set	2set	3set	Total
0	1		1	Total aces	0	0		0
3	3		6	Double faults	2	1		3
0	0		0	Service winners	0	0		0
17/33	32/44		49/77	1st serve	17/26	23/37		40/63
(52%)	(73%)		(64%)		(65%)	(62%)		(63%)
0	1		1	Aces on 1st serve	0	0		0
11/17	14/32		25/49	Points won on 1st serve	7/17	7/23		14/40
(65%)	(44%)		(51%)		(41%)	(30%)		(35%)
13/16	9/12		22/28	2nd Serve	7/9	13/14		20/23
(81%)	(75%)		(79%)		(78%)	(93%)		(87%)
0	0		0	Aces on 2nd Serve	0	0		0
8/16	5/12		13/28	Points won on 2nd serve	3/9	6/14		9/23
(50%)	(42%)		(46%)		(33%)	(43%)		(39%)
16/26	24/37		40/63	Receiving points won	14/33	25/44		39/77
(62%)	(65%)		(63%)		(42%)	(57%)		(51%)
3/4	5/6		8/10	Break point conversions	1/6	4/10		5/16
(75%)	(83%)		(80%)		(17%)	(40%)		(31%)
13	12		25	Total winners	9	14		23
9	8		17	Forehand winners	6	10		16
4	3		7	Backhand winners	3	4		7
0	5		5	Forced errors	4	7		11
15	19		34	Unforced errors	18	24		42
35	43		78	Total points won	24	38		62

	1set					2set														
Houdet/Peifer (1)	0*	1	2*	3	4*	4	5*	6		1*	2	3*	3	4*	5*	5	5*	6*	7	
Miki/Sanada (4)	*1	1*	1*	1*	2*	2				*0	0*	0	1*	1*	2*	2	3*	4	5*	5

Note:
Total winners is the sum of total aces, service winners, forehand winners and backhand winners.

Legend:
W Winner * Server



Scorecard - Doubles

Cartão de resultados - duplas

W	HOUDET Stephane PEIFER Nicolas (1)	FRA	6	7
	MIKI Takuya SANADA Takashi (4)	JPN	2	5
Match duration: 1h48min			43min	65min

Court	Court 2	Scoring Rule	Normal 3 Set Match
Chair Umpire	DAMASKE Christoph (GER)	Match Code	MD401
Started	19:36	Finished	21:24

1st Set

Game	Serving	SH/NP	TM/TS
Game 1	Takashi Sanada	0	1
Game 2	Stephane Houdet	1	1
Game 3	Takuya Miki	2	1
Game 4	Nicolas Peifer	3	1
Game 5	Takashi Sanada	4	1
Game 6	Stephane Houdet	4	2
Game 7	Takuya Miki	5	2
Game 8	Nicolas Peifer	6	2












































































































































































2nd Set








Game	Serving	SH/NP	TM/TS
Game 1	Takashi Sanada	1	0
Game 2	Stephane Houdet	2	0



Scorecard - Doubles

Cartão de resultados - duplas

Game 3: Takuya Miki Serving														SH/NP	TM/TS	☀		
															3		0	
76	77	78	79	80														
Game 4: Nicolas Peifer Serving														SH/NP	TM/TS	☀		
															3		1	
81	82	83	84															
Game 5: Takashi Sanada Serving														SH/NP	TM/TS	☀		
															4		1	
85	86	87	88	89														
Game 6: Stephane Houdet Serving														SH/NP	TM/TS	☀		
																		
90	91	92	93	94	95	96	97	98	99	100	101	102	103					
Game 7: Takuya Miki Serving														SH/NP	TM/TS	☀		
																		
104	105	106	107	108	109													
Game 8: Nicolas Peifer Serving														SH/NP	TM/TS	☀		
																		
110	111	112	113	114	115													
Game 9: Takashi Sanada Serving														SH/NP	TM/TS	☀		
																		
116	117	118	119	120	121													
Game 10: Stephane Houdet Serving														SH/NP	TM/TS	☀		
																		
122	123	124	125	126	127													
Game 11: Takuya Miki Serving														SH/NP	TM/TS	☀		
																		
128	129	130	131	132														
Game 12: Nicolas Peifer Serving														SH/NP	TM/TS	☀		
																		
133	134	135	136	137	138	139	140	141	142									

Legend:							
W	Winner		Double fault		Point to receiver - 2nd serve		Point to server - 2nd serve
	Ace - 1st Server		Point to receiver - 1st serve		Point to server - 1st serve		Service Break



Match Statistics

Estatísticas da partida

	MIKI Takuya SANADA Takashi (4)	JPN	3	4
W	KUNIEDA Shingo SAIDA Satoshi (6)	JPN	6	6
Match duration: 2h16min			66min	70min

Centre Court

Chair Umpire: BELARDI GONZALEZ Armando (VEN)

MIKI T/SANADA T (4)				KUNIEDA S/SAIDA S (6)				
1set	2set	3set	Total		1set	2set	3set	Total
0	2		2	Total aces	0	1		1
5	1		6	Double faults	1	0		1
0	0		0	Service winners	0	0		0
22/34	29/36		51/70	1st serve	22/28	24/30		46/58
(65%)	(81%)		(73%)		(79%)	(80%)		(79%)
0	2		2	Aces on 1st serve	0	1		1
9/22	15/29		24/51	Points won on 1st serve	12/22	13/24		25/46
(41%)	(52%)		(47%)		(55%)	(54%)		(54%)
7/12	6/7		13/19	2nd Serve	5/6	6/6		11/12
(58%)	(86%)		(68%)		(83%)	(100%)		(92%)
0	0		0	Aces on 2nd Serve	0	0		0
4/12	1/7		5/19	Points won on 2nd serve	2/6	4/6		6/12
(33%)	(14%)		(26%)		(33%)	(67%)		(50%)
14/28	13/30		27/58	Receiving points won	21/34	20/36		41/70
(50%)	(43%)		(47%)		(62%)	(56%)		(59%)
2/3	2/3		4/6	Break point conversions	4/6	3/6		7/12
(67%)	(67%)		(67%)		(67%)	(50%)		(58%)
9	15		24	Total winners	5	4		9
9	12		21	Forehand winners	3	1		4
0	1		1	Backhand winners	2	2		4
2	2		4	Forced errors	6	4		10
28	31		59	Unforced errors	12	10		22
27	29		56	Total points won	35	37		72

	1set						2set												
Miki/Sanada (4)	*0	1	*2	2	*2	3	*3	3	*3	1	*1	1	*2	3	*4	4	*4	4	*4
Kunieda/Saida (6)	1	*1	1	*2	3	*3	4	*5	6	*0	1	*2	2	*2	2	*3	4	*5	6

Note:

Total winners is the sum of total aces, service winners, forehand winners and backhand winners.

Legend:

W Winner * Server



Scorecard - Doubles

Cartão de resultados - duplas

	MIKI Takuya SANADA Takashi (4)	JPN	3	4
W	KUNIEDA Shingo SAIDA Satoshi (6)	JPN	6	6
Match duration: 2h16min			66min	70min

Court	Centre Court	Scoring Rule	Normal 3 Set Match
Chair Umpire	BELARDI GONZALEZ Armando (VEN)	Match Code	MD502
Started	12:10	Finished	14:27

1st Set

Game	Serving	TM/TS	SK/SS
Game 1	Takuya Miki	0	1
Game 2	Shingo Kunieda	1	1
Game 3	Takashi Sanada	2	1
Game 4	Satoshi Saida	2	2
Game 5	Takuya Miki	2	3
Game 6	Shingo Kunieda	3	3
Game 7	Takashi Sanada	3	4
Game 8	Satoshi Saida	3	5
Game 9	Takuya Miki	3	6

2nd Set

Game	Serving	TM/TS	SK/SS
Game 1	Shingo Kunieda	1	0



Match Statistics

Estatísticas da partida

W	HOUDET Stephane PEIFER Nicolas (1)	FRA	6	4	6
	HEWETT Alfie REID Gordon (2)	GBR	2	6	1
Match duration: 1h58min			31min	54min	33min

Centre Court

Chair Umpire: WEISS Manuel (AUT)

HOUDET S/PEIFER N (1)				HEWETT A/REID G (2)				
1set	2set	3set	Total		1set	2set	3set	Total
0	0	0	0	Total aces	0	1	0	1
0	2	0	2	Double faults	1	2	2	5
0	0	0	0	Service winners	0	0	0	0
16/20	26/34	13/19	55/73	1st serve	17/20	19/30	14/20	50/70
(80%)	(76%)	(68%)	(75%)		(85%)	(63%)	(70%)	(71%)
0	0	0	0	Aces on 1st serve	0	1	0	1
13/16	13/26	6/13	32/55	Points won on 1st serve	9/17	9/19	4/14	22/50
(81%)	(50%)	(46%)	(58%)		(53%)	(47%)	(29%)	(44%)
4/4	6/8	6/6	16/18	2nd Serve	2/3	9/11	4/6	15/20
(100%)	(75%)	(100%)	(89%)		(67%)	(82%)	(67%)	(75%)
0	0	0	0	Aces on 2nd Serve	0	0	0	0
3/4	3/8	5/6	11/18	Points won on 2nd serve	1/3	7/11	0/6	8/20
(75%)	(38%)	(83%)	(61%)		(33%)	(64%)	(0%)	(40%)
10/20	14/30	16/20	40/70	Receiving points won	4/20	18/34	8/19	30/73
(50%)	(47%)	(80%)	(57%)		(20%)	(53%)	(42%)	(41%)
2/3	2/5	4/6	8/14	Break point conversions	0/0	3/5	1/2	4/7
(67%)	(40%)	(67%)	(57%)		(0%)	(60%)	(50%)	(57%)
10	7	5	22	Total winners	8	16	4	28
7	3	3	13	Forehand winners	7	12	2	21
3	4	2	9	Backhand winners	1	3	2	6
1	11	3	15	Forced errors	3	3	8	14
5	7	5	17	Unforced errors	13	20	14	47
26	30	27	83	Total points won	14	34	12	60

	1set					2set					3set											
Houdet/Peifer (1)	0*	1	2*	3	4*	5*	6	0*	1*	2*	2*	2*	3	4*	4*	1*	1*	2*	3	4*	5*	6
Hewett/Reid (2)	*1	1*	1*	2*	2*	2	*1	2*	2*	2*	3	4*	5*	5*	5*	6	*0	1*	1*	1*	1*	1*

Note:

Total winners is the sum of total aces, service winners, forehand winners and backhand winners.

Legend:

W Winner * Server



Scorecard - Doubles

Cartão de resultados - duplas

W	HOUDET Stephane PEIFER Nicolas (1)	FRA	6	4	6
	HEWETT Alfie REID Gordon (2)	GBR	2	6	1
Match duration: 1h58min			31min	54min	33min

Court	Centre Court	Scoring Rule	Normal 3 Set Match
Chair Umpire	WEISS Manuel (AUT)	Match Code	MD501
Started	17:23	Finished	19:21

1st Set

Game	Serving	SH/NP	AH/GR
Game 1	Gordon Reid	0	1
Game 2	Stephane Houdet	1	1
Game 3	Alfie Hewett	2	1
Game 4	Nicolas Peifer	3	1
Game 5	Gordon Reid	3	2
Game 6	Stephane Houdet	4	2
Game 7	Alfie Hewett	5	2
Game 8	Nicolas Peifer	6	2

2nd Set

Game	Serving	SH/NP	AH/GR
Game 1	Gordon Reid	0	1
Game 2	Stephane Houdet	0	2



Scorecard - Doubles

Cartão de resultados - duplas

Game 3: Alfie Hewett Serving													SH/NP	AH/GR	
													1	2	
51	52	53	54	55	56										

Game 4: Nicolas Peifer Serving													SH/NP	AH/GR	
													2	2	
57	58	59	60	61	62										

Game 5: Gordon Reid Serving													SH/NP	AH/GR	
													2	3	
63	64	65	66	67	68	69	70								

Game 6: Stephane Houdet Serving													SH/NP	AH/GR		
													2	4		
71	72	73	74	75	76	77	78	79	80	81	82	83	84			

Game 7: Alfie Hewett Serving													SH/NP	AH/GR	
													2	5	
85	86	87	88	89											

Game 8: Nicolas Peifer Serving													SH/NP	AH/GR	
													3	5	
90	91	92	93												

Game 9: Gordon Reid Serving													SH/NP	AH/GR	
													4	5	
94	95	96	97	98											

Game 10: Stephane Houdet Serving													SH/NP	AH/GR	
													4	6	
99	100	101	102	103	104										

3rd Set

Game 1: Gordon Reid Serving													SH/NP	AH/GR	
													1	0	
105	106	107	108	109											

Game 2: Stephane Houdet Serving													SH/NP	AH/GR	
													1	1	
110	111	112	113	114											

Game 3: Alfie Hewett Serving													SH/NP	AH/GR	
													2	1	
115	116	117	118	119											

Game 4: Nicolas Peifer Serving													SH/NP	AH/GR	
													3	1	
120	121	122	123	124	125	126	127	128	129						

Game 5: Gordon Reid Serving													SH/NP	AH/GR	
													4	1	
130	131	132	133	134	135										

Game 6: Stephane Houdet Serving													SH/NP	AH/GR	
													5	1	
136	137	138	139												










Scorecard - Doubles

Cartão de resultados - duplas

Game 7: Alfie Hewett Serving

				SH/NP	AH/GR	
						
140	141	142	143		6	1

Legend:

W	Winner		Double fault		Point to receiver - 2nd serve		Point to server - 2nd serve
	Ace - 1st Server		Point to receiver - 1st serve		Point to server - 1st serve		Service Break



Entry List by Event
Lista de inscritos por evento
As of TUE 6 SEP 2016 at 17:07

Ranking 5 SEP 2016	Name	NPC Code	Qualified Type	Seed
1	GRIFFIOEN Jiske	NED		1
2	KAMIJI Yui	JPN		2
3	WHILEY Jordanne	GBR		3
4	van KOOT Aniek	NED		4
5	BUIS Marjolein	NED		5
7	de GROOT Diede	NED		6
8	KRUGER Katharina	GER		7
9	MONTJANE Kgothatso	RSA		8
10	SHUKER Lucy	GBR		
11	KAISER Emmy	USA		
12	HUNT Louise	GBR		
13	ZHU Zhenzhen	CHN		
15	PARK Ju Youn	KOR		
16	FAMIN Charlotte	FRA		
18	MATHEWSON Dana	USA		
19	NIJO Miho	JPN		
20	DOMORI Kanako	JPN		
23	LAURO Marianna	ITA		
24	MAYARA Natalia	BRA	ITF	
25	KHANTHASIT Sakhorn	THA	ITF	
26	MORCH Emmanuelle	FRA	BPC	
27	VERFUERTH Kaitlyn	USA	BPC	
28	CABRILLANA Macarena	CHI	BPC	
29	BERNAL Angelica	COL	BPC	
32	OCHOA Lola	ESP	BPC	
33	UN Busra	TUR	BPC	
34	MARDONES Francisca	CHI		
37	HUANG Huimin	CHN	BPC	
38	CANDIDA Rejane	BRA	BPC	
54	BARON Shelby	USA		
55	LU Chia-Yi	TPE		
60	CALATI Sarah	AUS		

Legend:

BPC Bipartite Commission Place ITF ITF Place



Draw
Sorteio

As of THU 15 SEP 2016 at 16:47

Rank	1 st Round	Seed	NPC	2 nd Round	Quarterfinals	Semifinals	Final
1	GRIFFIOEN Jiske	(1)	NED	GRIFFIOEN J (1)		Gold: GRIFFIOEN Jiske Silver: van KOOT Aniek Bronze: KAMIJI Yui	NED NED JPN
27	VERFUERTH Kaitlyn (BPC)		USA	6-1 6-1	GRIFFIOEN J (1)		
10	SHUKER Lucy		GBR	SHUKER L	6-4 6-1		
34	MARDONES Francisca		CHI	6-2 6-0		GRIFFIOEN J (1)	
37	HUANG Huimin (BPC)		CHN	HUANG H (BPC)	6-0 6-0		
26	MORCH Emmanuelle (BPC)		FRA	6-2 6-0	HUANG H (BPC)		
32	OCHOA Lola (BPC)		ESP	KRUGER K (7)	6-0 6-3		
8	KRUGER Katharina	(7)	GER	6-1 6-1			GRIFFIOEN J (1)
3	WHILEY Jordanne	(3)	GBR	WHILEY J (3)			4-6 6-4 7-6(3)
15	PARK Ju Youn		KOR	6-1 6-2	WHILEY J (3)		
33	UN Busra (BPC)		TUR	MAYARA N (ITF)	6-4 6-1		
24	MAYARA Natalia (ITF)		BRA	6-1 6-0		de GROOT D (6)	
23	LAURO Marianna		ITA	BARON S	6-3 6-1		
54	BARON Shelby		USA	6-1 6-4	de GROOT D (6)		
20	DOMORI Kanako		JPN	de GROOT D (6)	6-4 6-1		Gold Medal
7	de GROOT Diede	(6)	NED	6-1 6-3			GRIFFIOEN J (1)
9	MONTJANE Kgothatso	(8)	RSA	MONTJANE K (8)			3-6 6-1 6-4
19	NIJO Miho		JPN	6-2 6-1	ZHU Z		
60	CALATI Sarah		AUS	ZHU Z	6-4 4-6 7-5		
13	ZHU Zhenzhen		CHN	6-0 6-1		van KOOT A (4)	
12	HUNT Louise		GBR	MATHEWSON D	6-1 5-7 6-1		
18	MATHEWSON Dana		USA	6-1 6-4	van KOOT A (4)		
25	KHANTHASIT Sakhorn (ITF)		THA	van KOOT A (4)	6-3 6-1		
4	van KOOT Aniek	(4)	NED	6-2 6-3			van KOOT A (4)
5	BUIS Marjolein	(5)	NED	BUIS M (5)			6-3 4-6 7-5
29	BERNAL Angelica (BPC)		COL	7-6(7) 6-1	BUIS M (5)		
16	FAMIN Charlotte		FRA	FAMIN C	6-2 7-5		
11	KAISER Emmy		USA	2-6 6-4 6-1		KAMIJI Y (2)	
28	CABRILLANA Macarena (BPC)		CHI	CABRILLANA M (BPC)	6-2 6-0		
55	LU Chia-Yi		TPE	6-4 6-3	KAMIJI Y (2)		
38	CANDIDA Rejane (BPC)		BRA	KAMIJI Y (2)	6-1 6-1		
2	KAMIJI Yui	(2)	JPN	6-0 6-0		de GROOT D (6)	Bronze Medal
							KAMIJI Y (2)
							6-3 6-3
						KAMIJI Y (2)	

Note:
Ranking as of 5 SEP 2016.

Legend:
BPC Bipartite Commission Place ITF ITF Place



Match Statistics

Estatísticas da partida

	CALATI Sarah	AUS	0	1
W	ZHU Zhenzhen	CHN	6	6
Match duration: 0h47min			21min	26min

Court 9

Chair Umpire: DIAZ Carlos (COL)

CALATI Sarah				ZHU Zhenzhen				
1set	2set	3set	Total		1set	2set	3set	Total
0	0		0	Total aces	0	0		0
1	5		6	Double faults	1	0		1
0	0		0	Service winners	0	0		0
13/20	11/21		24/41	1st serve	13/17	10/16		23/33
(65%)	(52%)		(59%)		(76%)	(63%)		(70%)
0	0		0	Aces on 1st serve	0	0		0
5/13	4/11		9/24	Points won on 1st serve	10/13	7/10		17/23
(38%)	(36%)		(38%)		(77%)	(70%)		(74%)
6/7	5/10		11/17	2nd Serve	3/4	6/6		9/10
(86%)	(50%)		(65%)		(75%)	(100%)		(90%)
0	0		0	Aces on 2nd Serve	0	0		0
1/7	4/10		5/17	Points won on 2nd serve	2/4	5/6		7/10
(14%)	(40%)		(29%)		(50%)	(83%)		(70%)
5/17	4/16		9/33	Receiving points won	14/20	13/21		27/41
(29%)	(25%)		(27%)		(70%)	(62%)		(66%)
0/0	0/0		0/0	Break point conversions	3/4	3/4		6/8
(0%)	(0%)		(0%)		(75%)	(75%)		(75%)
0	0		0	Total winners	0	0		0
0	0		0	Forehand winners	0	0		0
0	0		0	Backhand winners	0	0		0
0	0		0	Forced errors	0	0		0
1	5		6	Unforced errors	1	0		1
0/0	0/0		0/0	Net points won	0/0	0/0		0/0
(0%)	(0%)		(0%)		(0%)	(0%)		(0%)
11	12		23	Total points won	26	25		51

	1set					2set							
CALATI Sarah	*0	0	*0	0	*0	0	*1	1	*1	1	*1	1	*1
ZHU Zhenzhen	1	*2	3	*4	5	*6	0	*1	2	*3	4	*5	6



Match Statistics

Estatísticas da partida

Note:
Total winners is the sum of total aces, service winners, forehand winners and backhand winners.

Legend:
W Winner * Server

Only chair umpire statistics recorded for this match.



Scorecard - Singles

Cartão de resultados - simples

	CALATI Sarah	AUS	0	1
W	ZHU Zhenzhen	CHN	6	6
Match duration: 0h47min			21min	26min

Court	Court 9	Scoring Rule	Normal 3 Set Match
Chair Umpire	DIAZ Carlos (COL)	Match Code	WS110
Started	11:09	Finished	11:56

1st Set

Game 1: Sarah Calati Serving													SaCa	ZhZh	
													0	1	☀
1	2	3	4												
Game 2: Zhenzhen Zhu Serving													SaCa	ZhZh	
													0	2	
5	6	7	8	9	10										
Game 3: Sarah Calati Serving													SaCa	ZhZh	
													0	3	☀
11	12	13	14	15	16	17	18	19	20						
Game 4: Zhenzhen Zhu Serving													SaCa	ZhZh	
													0	4	
21	22	23	24	25	26										
Game 5: Sarah Calati Serving													SaCa	ZhZh	
													0	5	☀
27	28	29	30	31	32										
Game 6: Zhenzhen Zhu Serving													SaCa	ZhZh	
													0	6	
33	34	35	36	37											

2nd Set

Game 1: Sarah Calati Serving													SaCa	ZhZh	
													1	0	
38	39	40	41												
Game 2: Zhenzhen Zhu Serving													SaCa	ZhZh	
													1	1	
42	43	44	45	46											
Game 3: Sarah Calati Serving													SaCa	ZhZh	
													1	2	☀
47	48	49	50	51											
Game 4: Zhenzhen Zhu Serving													SaCa	ZhZh	
													1	3	
52	53	54	55	56											
Game 5: Sarah Calati Serving													SaCa	ZhZh	
													1	4	☀
57	58	59	60	61	62	63	64								



Match Statistics

Estatísticas da partida

W	MONTJANE Kgothatso (8)	RSA	6	6
	NIJO Miho	JPN	2	1
Match duration: 0h57min			33min	24min

Court 6

Chair Umpire: LEAK Robert (AUS)

MONTJANE Kgothatso (8)				NIJO Miho				
1set	2set	3set	Total		1set	2set	3set	Total
1	2		3	Total aces	0	1		1
1	0		1	Double faults	3	3		6
0	0		0	Service winners	0	0		0
17/31	12/17		29/48	1st serve	13/21	13/19		26/40
(55%)	(71%)		(60%)		(62%)	(68%)		(65%)
1	2		3	Aces on 1st serve	0	1		1
10/17	12/12		22/29	Points won on 1st serve	6/13	8/13		14/26
(59%)	(100%)		(76%)		(46%)	(62%)		(54%)
13/14	5/5		18/19	2nd Serve	5/8	3/6		8/14
(93%)	(100%)		(95%)		(63%)	(50%)		(57%)
0	0		0	Aces on 2nd Serve	0	0		0
8/14	4/5		12/19	Points won on 2nd serve	1/8	0/6		1/14
(57%)	(80%)		(63%)		(13%)	(0%)		(7%)
14/21	11/19		25/40	Receiving points won	13/31	1/17		14/48
(67%)	(58%)		(63%)		(42%)	(6%)		(29%)
3/4	2/3		5/7	Break point conversions	1/4	0/0		1/4
(75%)	(67%)		(71%)		(25%)	(0%)		(25%)
1	2		3	Total winners	0	1		1
0	0		0	Forehand winners	0	0		0
0	0		0	Backhand winners	0	0		0
0	0		0	Forced errors	0	0		0
1	0		1	Unforced errors	3	3		6
0/0	0/0		0/0	Net points won	0/0	0/0		0/0
(0%)	(0%)		(0%)		(0%)	(0%)		(0%)
32	27		59	Total points won	20	9		29

	1set						2set								
MONTJANE Kgothatso (8)	*1	1	*2	3	*3	4	*5	6	*1	2	*3	4	*5	6	
NIJO Miho	0	*1	1	*1	2	*2	2	*2	0	*0	0	*0	0	*1	1



Match Statistics

Estatísticas da partida

Note:
Total winners is the sum of total aces, service winners, forehand winners and backhand winners.

Legend:
W Winner * Server

Only chair umpire statistics recorded for this match.



Scorecard - Singles

Cartão de resultados - simples

W	MONTJANE Kgothatso (8)	RSA	6	6
	NIJO Miho	JPN	2	1
Match duration: 0h57min			33min	24min

Court	Court 6	Scoring Rule	Normal 3 Set Match
Chair Umpire	LEAK Robert (AUS)	Match Code	WS109
Started	11:07	Finished	12:04

1st Set

Game	Serving	KgMo	MiNi
Game 1	Kgothatso Montjane	1	0
Game 2	Miho Nijo	1	1
Game 3	Kgothatso Montjane	2	1
Game 4	Miho Nijo	3	1
Game 5	Kgothatso Montjane	3	2
Game 6	Miho Nijo	4	2
Game 7	Kgothatso Montjane	5	2
Game 8	Miho Nijo	6	2

2nd Set

Game	Serving	KgMo	MiNi
Game 1	Kgothatso Montjane	1	0
Game 2	Miho Nijo	2	0
Game 3	Kgothatso Montjane	3	0



Scorecard - Singles
Cartão de resultados - simples

Game 4: Miho Nijo Serving

														KgMo	MiNi		
															4	0	☀
69	70	71	72	73													

Game 5: Kgothatso Montjane Serving

														KgMo	MiNi		
															5	0	
74	75	76	77														

Game 6: Miho Nijo Serving

														KgMo	MiNi		
															5	1	
78	79	80	81	82	83												

Game 7: Kgothatso Montjane Serving

														KgMo	MiNi		
															6	1	
84	85	86	87	88													

Legend:

W	Winner		Double fault		Point to receiver - 2nd serve		Point to server - 2nd serve
	Ace - 1st Server		Point to receiver - 1st serve		Point to server - 1st serve	☀	Service Break



Match Statistics

Estatísticas da partida

	HUNT Louise	GBR	1	4
W	MATHEWSON Dana	USA	6	6
Match duration: 1h05min			24min	41min

Court 7

Chair Umpire: BARBOZA Pablo (ARG)

HUNT Louise				MATHEWSON Dana				
1set	2set	3set	Total		1set	2set	3set	Total
0	0		0	Total aces	0	0		0
2	3		5	Double faults	3	3		6
0	0		0	Service winners	0	0		0
10/22	18/36		28/58	1st serve	8/17	18/29		26/46
(45%)	(50%)		(48%)		(47%)	(62%)		(57%)
0	0		0	Aces on 1st serve	0	0		0
2/10	7/18		9/28	Points won on 1st serve	6/8	13/18		19/26
(20%)	(39%)		(32%)		(75%)	(72%)		(73%)
10/12	15/18		25/30	2nd Serve	6/9	8/11		14/20
(83%)	(83%)		(83%)		(67%)	(73%)		(70%)
0	0		0	Aces on 2nd Serve	0	0		0
4/12	9/18		13/30	Points won on 2nd serve	3/9	3/11		6/20
(33%)	(50%)		(43%)		(33%)	(27%)		(30%)
8/17	13/29		21/46	Receiving points won	16/22	20/36		36/58
(47%)	(45%)		(46%)		(73%)	(56%)		(62%)
1/1	2/5		3/6	Break point conversions	4/5	3/8		7/13
(100%)	(40%)		(50%)		(80%)	(38%)		(54%)
0	0		0	Total winners	0	0		0
0	0		0	Forehand winners	0	0		0
0	0		0	Backhand winners	0	0		0
0	0		0	Forced errors	0	0		0
2	3		5	Unforced errors	3	3		6
0/0	0/0		0/0	Net points won	0/0	0/0		0/0
(0%)	(0%)		(0%)		(0%)	(0%)		(0%)
14	29		43	Total points won	25	36		61

	1set					2set					
HUNT Louise	*0	0	*0	1	*1	1	*1	1	*1	1	*1
MATHEWSON Dana	1	*2	3	*3	4	*5	6	*0	1	*1	1



Match Statistics

Estatísticas da partida

Note:
Total winners is the sum of total aces, service winners, forehand winners and backhand winners.

Legend:
W Winner * Server

Only chair umpire statistics recorded for this match.



Match Statistics

Estatísticas da partida

	KHANTHASIT Sakhorn (ITF)	THA	2	3
W	van KOOT Aniek (4)	NED	6	6
Match duration: 1h04min			28min	36min

Court 2

Chair Umpire: REIS de MORAES CAMPOS Marcus (BRA)

KHANTHASIT Sakhorn (ITF)				van KOOT Aniek (4)			
1set	2set	3set	Total	1set	2set	3set	Total
0	0		0	Total aces	1	2	3
3	0		3	Double faults	4	5	9
0	0		0	Service winners	0	0	0
15/25	27/36		42/61	1st serve	13/21	11/19	24/40
(60%)	(75%)		(69%)		(62%)	(58%)	(60%)
0	0		0	Aces on 1st serve	1	2	3
8/15	11/27		19/42	Points won on 1st serve	10/13	7/11	17/24
(53%)	(41%)		(45%)		(77%)	(64%)	(71%)
7/10	9/9		16/19	2nd Serve	4/8	3/8	7/16
(70%)	(100%)		(84%)		(50%)	(38%)	(44%)
0	0		0	Aces on 2nd Serve	0	0	0
2/10	3/9		5/19	Points won on 2nd serve	4/8	2/8	6/16
(20%)	(33%)		(26%)		(50%)	(25%)	(38%)
7/21	10/19		17/40	Receiving points won	15/25	22/36	37/61
(33%)	(53%)		(43%)		(60%)	(61%)	(61%)
1/1	2/2		3/3	Break point conversions	3/6	4/9	7/15
(100%)	(100%)		(100%)		(50%)	(44%)	(47%)
5	8		13	Total winners	14	19	33
3	5		8	Forehand winners	9	12	21
2	3		5	Backhand winners	4	5	9
5	4		9	Forced errors	2	2	4
10	8		18	Unforced errors	10	14	24
1/2	1/6		2/8	Net points won	1/1	3/4	4/5
(50%)	(17%)		(25%)		(100%)	(75%)	(80%)
17	24		41	Total points won	29	31	60

	1set						2set								
KHANTHASIT Sakhorn (ITF)	*1	1*	1	1*	2*	2	*0	0*	1*	2	3*	3*	3		
van KOOT Aniek (4)	0	*1	2*	3	4*	5*	6	1*	2	3*	3*	3*	4*	5	6

Note:
Total winners is the sum of total aces, service winners, forehand winners and backhand winners.

Legend:
ITF ITF Place W Winner * Server



Scorecard - Singles
Cartão de resultados - simples

	HUNT Louise	GBR	1	4
W	MATHEWSON Dana	USA	6	6
Match duration: 1h05min			24min	41min

Court	Court 7	Scoring Rule	Normal 3 Set Match
Chair Umpire	BARBOZA Pablo (ARG)	Match Code	WS111
Started	12:10	Finished	13:15

1st Set

Game 1: Louise Hunt Serving													LoHu	DaMa	
													0	1	
1	2	3	4	5											
Game 2: Dana Mathewson Serving													LoHu	DaMa	
													0	2	
6	7	8	9	10	11										
Game 3: Louise Hunt Serving													LoHu	DaMa	
													0	3	
12	13	14	15	16	17										
Game 4: Dana Mathewson Serving													LoHu	DaMa	
													1	3	
18	19	20	21	22											
Game 5: Louise Hunt Serving													LoHu	DaMa	
													1	4	
23	24	25	26	27											
Game 6: Dana Mathewson Serving													LoHu	DaMa	
													1	5	
28	29	30	31	32	33										
Game 7: Louise Hunt Serving													LoHu	DaMa	
													1	6	
34	35	36	37	38	39										

2nd Set

Game 1: Dana Mathewson Serving													LoHu	DaMa	
													1	0	
40	41	42	43	44	45	46	47								
Game 2: Louise Hunt Serving													LoHu	DaMa	
													1	1	
48	49	50	51	52	53	54	55	56	57	58	59	60	61		
Game 3: Dana Mathewson Serving													LoHu	DaMa	
													2	1	
62	63	64	65												
Game 4: Louise Hunt Serving													LoHu	DaMa	
													3	1	
66	67	68	69	70	71	72	73								



Scorecard - Singles
Cartão de resultados - simples

Game 5: Dana Mathewson Serving														LoHu	DaMa	
															3	2
74	75	76	77	78	79	80	81									
Game 6: Louise Hunt Serving														LoHu	DaMa	
															4	2
82	83	84	85	86												
Game 7: Dana Mathewson Serving														LoHu	DaMa	
															4	3
87	88	89	90	91												
Game 8: Louise Hunt Serving														LoHu	DaMa	
															4	4
92	93	94	95													
Game 9: Dana Mathewson Serving														LoHu	DaMa	
															4	5
96	97	98	99													
Game 10: Louise Hunt Serving														LoHu	DaMa	
															4	6
100	101	102	103	104												

Legend:					
Winner					



Scorecard - Singles
Cartão de resultados - simples

	KHANTHASIT Sakhorn (ITF)	THA	2	3
W	van KOOT Aniek (4)	NED	6	6
Match duration: 1h04min			28min	36min

Court	Court 2	Scoring Rule	Normal 3 Set Match
Chair Umpire	REIS de MORAES CAMPOS Marcus (BRA)	Match Code	WS112
Started	12:09	Finished	13:13

1st Set

Game	Serving	SaKh	Anva
Game 1	Sakhorn Khanthasit	1	0
Game 2	Aniek van Koot	1	1
Game 3	Sakhorn Khanthasit	1	2
Game 4	Aniek van Koot	1	3
Game 5	Sakhorn Khanthasit	1	4
Game 6	Aniek van Koot	2	4
Game 7	Sakhorn Khanthasit	2	5
Game 8	Aniek van Koot	2	6

2nd Set

Game	Serving	SaKh	Anva
Game 1	Sakhorn Khanthasit	0	1
Game 2	Aniek van Koot	0	2
Game 3	Sakhorn Khanthasit	0	3



Match Statistics

Estatísticas da partida

W	WHILEY Jordanne (3)	GBR	6	6
	PARK Ju Youn	KOR	1	2
Match duration: 0h46min			21min	25min

Centre Court

Chair Umpire: da FONTE MAIA Rafael (BRA)

WHILEY Jordanne (3)				PARK Ju Youn				
1set	2set	3set	Total		1set	2set	3set	Total
2	1		3	Total aces	0	0		0
0	3		3	Double faults	2	2		4
0	0		0	Service winners	0	0		0
8/14	7/21		15/35	1st serve	13/24	13/16		26/40
(57%)	(33%)		(43%)		(54%)	(81%)		(65%)
2	0		2	Aces on 1st serve	0	0		0
7/8	6/7		13/15	Points won on 1st serve	5/13	4/13		9/26
(88%)	(86%)		(87%)		(38%)	(31%)		(35%)
6/6	11/14		17/20	2nd Serve	9/11	1/3		10/14
(100%)	(79%)		(85%)		(82%)	(33%)		(71%)
0	1		1	Aces on 2nd Serve	0	0		0
5/6	7/14		12/20	Points won on 2nd serve	4/11	0/3		4/14
(83%)	(50%)		(60%)		(36%)	(0%)		(29%)
15/24	12/16		27/40	Receiving points won	2/14	8/21		10/35
(63%)	(75%)		(68%)		(14%)	(38%)		(29%)
3/3	3/3		6/6	Break point conversions	0/0	1/1		1/1
(100%)	(100%)		(100%)		(0%)	(100%)		(100%)
13	14		27	Total winners	2	4		6
7	9		16	Forehand winners	0	4		4
4	4		8	Backhand winners	2	0		2
5	0		5	Forced errors	6	7		13
4	8		12	Unforced errors	8	4		12
0/2	3/4		3/6	Net points won	1/2	0/1		1/3
(0%)	(75%)		(50%)		(50%)	(0%)		(33%)
27	25		52	Total points won	11	12		23

	1set					2set				
WHILEY Jordanne (3)	1*2	3*4	4*5	6		*0	0*1	2*3	4*5	6
PARK Ju Youn	*0	0*0	0*1	1*1		1*2	2*2	2*2	2*2	

Note:

Total winners is the sum of total aces, service winners, forehand winners and backhand winners.

Legend:

W Winner * Server



Scorecard - Singles

Cartão de resultados - simples

W	WHILEY Jordanne (3)	GBR	6	6
	PARK Ju Youn	KOR	1	2
Match duration: 0h46min			21min	25min

Court	Centre Court	Scoring Rule	Normal 3 Set Match
Chair Umpire	da FONTE MAIA Rafael (BRA)	Match Code	WS105
Started	12:41	Finished	13:27

1st Set

Game 1: Ju Youn Park Serving													JoWh	JuPa	☀
1	2	3	4	5									1	0	
Game 2: Jordanne Whiley Serving													JoWh	JuPa	
6	7	8	9										2	0	
Game 3: Ju Youn Park Serving													JoWh	JuPa	☀
10	11	12	13	14									3	0	
Game 4: Jordanne Whiley Serving													JoWh	JuPa	
15	16	17	18	19	20								4	0	
Game 5: Ju Youn Park Serving													JoWh	JuPa	
21	22	23	24	25	26								4	1	
Game 6: Jordanne Whiley Serving													JoWh	JuPa	
27	28	29	30										5	1	
Game 7: Ju Youn Park Serving													JoWh	JuPa	☀
31	32	33	34	35	36	37	38						6	1	

2nd Set

Game 1: Jordanne Whiley Serving													JoWh	JuPa	☀
39	40	41	42	43									0	1	
Game 2: Ju Youn Park Serving													JoWh	JuPa	
44	45	46	47										0	2	
Game 3: Jordanne Whiley Serving													JoWh	JuPa	
48	49	50	51	52	53								1	2	
Game 4: Ju Youn Park Serving													JoWh	JuPa	☀
54	55	56	57										2	2	



Scorecard - Singles
Cartão de resultados - simples

Game 5: Jordanne Whiley Serving														JoWh	JuPa
														3	2
58	59	60	61	62	63										
Game 6: Ju Youn Park Serving														JoWh	JuPa
														4	2
64	65	66	67												
Game 7: Jordanne Whiley Serving														JoWh	JuPa
														5	2
68	69	70	71												
Game 8: Ju Youn Park Serving														JoWh	JuPa
														6	2
72	73	74	75												

Legend:

W	Winner		Ace - 2nd Server		Double fault		Point to receiver - 2nd serve
	Point to server - 2nd serve		Ace - 1st Server		Point to receiver - 1st serve		Point to server - 1st serve
	Service Break						



Match Statistics

Estatísticas da partida

	UN Busra (BPC)	TUR	1	0
W	MAYARA Natalia (ITF)	BRA	6	6
Match duration: 1h12min			28min	44min

Court 6

Chair Umpire: GOKHALE Shreeram (IND)

UN Busra (BPC)				MAYARA Natalia (ITF)			
1set	2set	3set	Total	1set	2set	3set	Total
0	0		0	Total aces	0	1	1
0	1		1	Double faults	0	4	4
0	0		0	Service winners	0	0	0
12/23	10/19		22/42	1st serve	11/16	12/24	23/40
(52%)	(53%)		(52%)	Aces on 1st serve	0	1	1
0	0		0	Points won on 1st serve	6/11	9/12	15/23
1/12	1/10		2/22	2nd Serve	5/5	8/12	13/17
(8%)	(10%)		(9%)	Aces on 2nd Serve	0	0	0
11/11	8/9		19/20	Points won on 2nd serve	4/5	7/12	11/17
(100%)	(89%)		(95%)	Receiving points won	17/23	14/19	31/42
0	0		0	Break point conversions	4/9	3/5	7/14
5/11	4/9		9/20	Total winners	0	1	1
(45%)	(44%)		(45%)	Forehand winners	0	0	0
6/16	8/24		14/40	Backhand winners	0	0	0
(38%)	(33%)		(35%)	Forced errors	0	0	0
1/2	0/1		1/3	Unforced errors	0	4	4
(50%)	(0%)		(33%)	Net points won	0/0	0/0	0/0
0	0		0	Total points won	27	30	57
0	0		0				
0	0		0				
0	0		0				
0	1		1				
0/0	0/0		0/0				
(0%)	(0%)		(0%)				
12	13		25				

	1set					2set									
UN Busra (BPC)	*0	1	*1	1	*1	1	*1	1	*1	0	*0	0	*0	0	*0
MAYARA Natalia (ITF)	1	*1	2	*3	4	*5	6	*1	2	*3	4	*5	6		



Match Statistics

Estatísticas da partida

Note:
Total winners is the sum of total aces, service winners, forehand winners and backhand winners.

Legend:
BPC Bipartite Commission Place ITF ITF Place W Winner * Server

Only chair umpire statistics recorded for this match.



Scorecard - Singles
Cartão de resultados - simples

	UN Busra (BPC)	TUR	1	0
W	MAYARA Natalia (ITF)	BRA	6	6
Match duration: 1h12min			28min	44min

Court	Court 6	Scoring Rule	Normal 3 Set Match
Chair Umpire	GOKHALE Shreeram (IND)	Match Code	WS106
Started	12:34	Finished	13:46

1st Set

Game	Serving	BuUn	NaMa
Game 1	Busra Un Serving	0	1
Game 2	Natalia Mayara Serving	1	1
Game 3	Busra Un Serving	1	2
Game 4	Natalia Mayara Serving	1	3
Game 5	Busra Un Serving	1	4
Game 6	Natalia Mayara Serving	1	5
Game 7	Busra Un Serving	1	6

2nd Set

Game	Serving	BuUn	NaMa
Game 1	Natalia Mayara Serving	0	1
Game 2	Busra Un Serving	0	2
Game 3	Natalia Mayara Serving	0	3
Game 4	Busra Un Serving	0	4



Scorecard - Singles
Cartão de resultados - simples

Game 5: Natalia Mayara Serving

														BuUn	NaMa	
															0	5
74	75	76	77	78												

Game 6: Busra Un Serving

														BuUn	NaMa	
															0	6
79	80	81	82													

Legend:

	Bipartite Commission Place		ITF Place		Winner		Double fault
	Point to receiver - 2nd serve		Point to server - 2nd serve		Ace - 1st Server		Point to receiver - 1st serve
	Point to server - 1st serve		Service Break				



Match Statistics

Estatísticas da partida

W	GRIFFIOEN Jiske (1)	NED	6	6
	VERFUERTH Kaitlyn (BPC)	USA	1	1
Match duration: 0h44min			18min	26min

Centre Court

Chair Umpire: SOUZA Fabio (BRA)

GRIFFIOEN Jiske (1)				VERFUERTH Kaitlyn (BPC)				
1set	2set	3set	Total		1set	2set	3set	Total
0	1		1	Total aces	0	0		0
3	0		3	Double faults	1	4		5
0	0		0	Service winners	0	0		0
13/20	11/16		24/36	1st serve	10/12	13/20		23/32
(65%)	(69%)		(67%)		(83%)	(65%)		(72%)
0	1		1	Aces on 1st serve	0	0		0
10/13	7/11		17/24	Points won on 1st serve	0/10	4/13		4/23
(77%)	(64%)		(71%)		(0%)	(31%)		(17%)
4/7	5/5		9/12	2nd Serve	1/2	3/7		4/9
(57%)	(100%)		(75%)		(50%)	(43%)		(44%)
0	0		0	Aces on 2nd Serve	0	0		0
3/7	3/5		6/12	Points won on 2nd serve	0/2	0/7		0/9
(43%)	(60%)		(50%)		(0%)	(0%)		(0%)
12/12	16/20		28/32	Receiving points won	7/20	6/16		13/36
(100%)	(80%)		(88%)		(35%)	(38%)		(36%)
3/3	4/5		7/8	Break point conversions	1/1	1/2		2/3
(100%)	(80%)		(88%)		(100%)	(50%)		(67%)
6	9		15	Total winners	1	2		3
3	4		7	Forehand winners	1	1		2
3	4		7	Backhand winners	0	1		1
0	3		3	Forced errors	11	4		15
6	5		11	Unforced errors	8	13		21
0/0	0/0		0/0	Net points won	1/2	0/2		1/4
(0%)	(0%)		(0%)		(50%)	(0%)		(25%)
25	26		51	Total points won	7	10		17

	1set					2set						
GRIFFIOEN Jiske (1)	*1	2*	3	4*	5*	6	1*	2	3*	4	5*	6
VERFUERTH Kaitlyn (BPC)	0*	0*	0*	1*	1	1	*0	0*	0*	0*	1*	1

Note:
Total winners is the sum of total aces, service winners, forehand winners and backhand winners.

Legend:
BPC Bipartite Commission Place W Winner * Server



Match Statistics

Estatísticas da partida

	DOMORI Kanako	JPN	1	3
W	de GROOT Diede (6)	NED	6	6
Match duration: 0h59min			23min	36min

Court 2

Chair Umpire: DAMASKE Christoph (GER)

DOMORI Kanako				de GROOT Diede (6)				
1set	2set	3set	Total		1set	2set	3set	Total
0	0		0	Total aces	0	0		0
0	6		6	Double faults	3	3		6
0	0		0	Service winners	0	0		0
13/17	20/30		33/47	1st serve	9/19	18/25		27/44
(76%)	(67%)		(70%)		(47%)	(72%)		(61%)
0	0		0	Aces on 1st serve	0	0		0
3/13	8/20		11/33	Points won on 1st serve	9/9	12/18		21/27
(23%)	(40%)		(33%)		(100%)	(67%)		(78%)
4/4	4/10		8/14	2nd Serve	7/10	4/7		11/17
(100%)	(40%)		(57%)		(70%)	(57%)		(65%)
0	0		0	Aces on 2nd Serve	0	0		0
1/4	3/10		4/14	Points won on 2nd serve	3/10	1/7		4/17
(25%)	(30%)		(29%)		(30%)	(14%)		(24%)
7/19	12/25		19/44	Receiving points won	13/17	19/30		32/47
(37%)	(48%)		(43%)		(76%)	(63%)		(68%)
1/1	2/4		3/5	Break point conversions	3/3	4/6		7/9
(100%)	(50%)		(60%)		(100%)	(67%)		(78%)
2	3		5	Total winners	20	15		35
1	2		3	Forehand winners	14	13		27
1	1		2	Backhand winners	6	2		8
1	6		7	Forced errors	1	3		4
4	10		14	Unforced errors	7	16		23
0/2	0/0		0/2	Net points won	1/1	0/0		1/1
(0%)	(0%)		(0%)		(100%)	(0%)		(100%)
11	23		34	Total points won	25	32		57

	1set					2set										
DOMORI Kanako	0	*0	1	*1	1	*1	1	1	*2	2	*2	3	*3			
de GROOT Diede (6)	*1	2	*2	3	*4	5	*6	1	*1	2	*3	3	*4	5	*5	6

Note:

Total winners is the sum of total aces, service winners, forehand winners and backhand winners.

Legend:

W Winner * Server



Scorecard - Singles

Cartão de resultados - simples

W	GRIFFIOEN Jiske (1)	NED	6	6
	VERFUERTH Kaitlyn (BPC)	USA	1	1
Match duration: 0h44min			18min	26min

Court	Centre Court	Scoring Rule	Normal 3 Set Match
Chair Umpire	SOUZA Fabio (BRA)	Match Code	WS101
Started	13:43	Finished	14:28

1st Set

Game 1: Jiske Griffioen Serving														JiGr	KaVe	
															1	0
1	2	3	4	5												

Game 2: Kaitlyn Verfuertth Serving														JiGr	KaVe	
															2	0
6	7	8	9													

Game 3: Jiske Griffioen Serving														JiGr	KaVe	
															3	0
10	11	12	13	14												

Game 4: Kaitlyn Verfuertth Serving														JiGr	KaVe	
															4	0
15	16	17	18													

Game 5: Jiske Griffioen Serving														JiGr	KaVe	
															4	1
19	20	21	22	23												

Game 6: Kaitlyn Verfuertth Serving														JiGr	KaVe	
															5	1
24	25	26	27													

Game 7: Jiske Griffioen Serving														JiGr	KaVe	
															6	1
28	29	30	31	32												

2nd Set

Game 1: Kaitlyn Verfuertth Serving														JiGr	KaVe	
															1	0
33	34	35	36	37												

Game 2: Jiske Griffioen Serving														JiGr	KaVe	
															2	0
38	39	40	41	42	43											

Game 3: Kaitlyn Verfuertth Serving														JiGr	KaVe	
															3	0
44	45	46	47	48												

Game 4: Jiske Griffioen Serving														JiGr	KaVe	
															4	0
49	50	51	52													



Scorecard - Singles
Cartão de resultados - simples

Game 5: Kaitlyn Verfuwerth Serving														JiGr	KaVe		
															5	0	
53	54	55	56	57													

Game 6: Jiske Griffioen Serving														JiGr	KaVe		
															5	1	
58	59	60	61	62	63												

Game 7: Kaitlyn Verfuwerth Serving														JiGr	KaVe		
															6	1	
64	65	66	67	68													

Legend:							
	Bipartite Commission Place	W	Winner		Double fault		Point to receiver - 2nd serve
	Point to server - 2nd serve		Ace - 1st Server		Point to receiver - 1st serve		Point to server - 1st serve
	Service Break						



Scorecard - Singles

Cartão de resultados - simples

	DOMORI Kanako	JPN	1	3
W	de GROOT Diede (6)	NED	6	6
Match duration: 0h59min			23min	36min

Court	Court 2	Scoring Rule	Normal 3 Set Match
Chair Umpire	DAMASKE Christoph (GER)	Match Code	WS108
Started	13:33	Finished	14:33

1st Set

Game 1: Diede de Groot Serving													KaDo	Dide
													0	1
1	2	3	4	5										
Game 2: Kanako Domori Serving													KaDo	Dide
													0	2
6	7	8	9	10	11	12	13							
Game 3: Diede de Groot Serving													KaDo	Dide
													1	2
14	15	16	17	18										
Game 4: Kanako Domori Serving													KaDo	Dide
													1	3
19	20	21	22	23										
Game 5: Diede de Groot Serving													KaDo	Dide
													1	4
24	25	26	27	28	29									
Game 6: Kanako Domori Serving													KaDo	Dide
													1	5
30	31	32	33											
Game 7: Diede de Groot Serving													KaDo	Dide
													1	6
34	35	36	37											

2nd Set

Game 1: Kanako Domori Serving													KaDo	Dide
													0	1
38	39	40	41	42										
Game 2: Diede de Groot Serving													KaDo	Dide
													1	1
43	44	45	46	47	48									
Game 3: Kanako Domori Serving													KaDo	Dide
													1	2
49	50	51	52	53	54									
Game 4: Diede de Groot Serving													KaDo	Dide
													1	3
55	56	57	58	59										



Scorecard - Singles
Cartão de resultados - simples

Game 5: Kanako Domori Serving														KaDo	Dide
														2	3
60	61	62	63	64	65	66	67								
Game 6: Diede de Groot Serving														KaDo	Dide
														2	4
68	69	70	71												
Game 7: Kanako Domori Serving														KaDo	Dide
														2	5
72	73	74	75	76	77										
Game 8: Diede de Groot Serving														KaDo	Dide
														3	5
78	79	80	81	82	83	84	85	86	87						
Game 9: Kanako Domori Serving														KaDo	Dide
														3	6
88	89	90	91	92											

Legend:	W Winner		Double fault		Point to receiver - 2nd serve		Point to server - 2nd serve
		Point to receiver - 1st serve		Point to server - 1st serve		Service Break	



Match Statistics

Estatísticas da partida

	LAURO Marianna	ITA	1	4
W	BARON Shelby	USA	6	6
Match duration: 1h11min			29min	41min

Court 7

Chair Umpire: BAGDASAROV Alexander (UZB)

LAURO Marianna				BARON Shelby				
1set	2set	3set	Total		1set	2set	3set	Total
0	0		0	Total aces	0	1		1
6	5		11	Double faults	4	4		8
0	0		0	Service winners	0	0		0
15/27	23/35		38/62	1st serve	14/25	15/28		29/53
(56%)	(66%)		(61%)		(56%)	(54%)		(55%)
0	0		0	Aces on 1st serve	0	1		1
6/15	12/23		18/38	Points won on 1st serve	8/14	7/15		15/29
(40%)	(52%)		(47%)		(57%)	(47%)		(52%)
6/12	7/12		13/24	2nd Serve	7/11	9/13		16/24
(50%)	(58%)		(54%)		(64%)	(69%)		(67%)
0	0		0	Aces on 2nd Serve	0	0		0
2/12	3/12		5/24	Points won on 2nd serve	6/11	5/13		11/24
(17%)	(25%)		(21%)		(55%)	(38%)		(46%)
11/25	16/28		27/53	Receiving points won	19/27	20/35		39/62
(44%)	(57%)		(51%)		(70%)	(57%)		(63%)
1/5	3/4		4/9	Break point conversions	4/8	4/7		8/15
(20%)	(75%)		(44%)		(50%)	(57%)		(53%)
0	0		0	Total winners	0	1		1
0	0		0	Forehand winners	0	0		0
0	0		0	Backhand winners	0	0		0
0	0		0	Forced errors	0	0		0
6	5		11	Unforced errors	4	4		8
0/0	0/0		0/0	Net points won	0/0	0/0		0/0
(0%)	(0%)		(0%)		(0%)	(0%)		(0%)
19	31		50	Total points won	33	32		65

	1set					2set											
LAURO Marianna	*0	0	*0	1	*1	1	*1	0	*0	1	*1	2	*3	4	*4	4	*4
BARON Shelby	1	*2	3	*3	4	*5	6	*1	2	*2	3	*3	3	*3	4	*5	6



Match Statistics

Estatísticas da partida

Note:
Total winners is the sum of total aces, service winners, forehand winners and backhand winners.

Legend:
W Winner * Server

Only chair umpire statistics recorded for this match.



Scorecard - Singles

Cartão de resultados - simples

	LAURO Marianna	ITA	1	4
W	BARON Shelby	USA	6	6
Match duration: 1h11min			29min	41min

Court	Court 7	Scoring Rule	Normal 3 Set Match
Chair Umpire	BAGDASAROV Alexander (UZB)	Match Code	WS107
Started	13:35	Finished	14:45

1st Set

Game 1: Marianna Lauro Serving													MaLa	ShBa		
													0	1	☀	
1	2	3	4	5												
Game 2: Shelby Baron Serving													MaLa	ShBa		
													0	2		
6	7	8	9	10												
Game 3: Marianna Lauro Serving													MaLa	ShBa		
													0	3	☀	
11	12	13	14													
Game 4: Shelby Baron Serving													MaLa	ShBa		
														1	3	☀
15	16	17	18	19	20	21	22	23	24	25	26	27	28			
Game 5: Marianna Lauro Serving													MaLa	ShBa		
														1	4	☀
29	30	31	32	33	34	35	36	37	38	39	40					
Game 6: Shelby Baron Serving													MaLa	ShBa		
														1	5	
41	42	43	44	45	46											
Game 7: Marianna Lauro Serving													MaLa	ShBa		
														1	6	☀
47	48	49	50	51	52											

2nd Set

Game 1: Shelby Baron Serving													MaLa	ShBa		
													0	1		
53	54	55	56	57	58	59	60									
Game 2: Marianna Lauro Serving													MaLa	ShBa		
														0	2	☀
61	62	63	64	65	66	67	68	69	70							
Game 3: Shelby Baron Serving													MaLa	ShBa		
														1	2	☀
71	72	73	74													
Game 4: Marianna Lauro Serving													MaLa	ShBa		
														1	3	☀
75	76	77	78	79												



Scorecard - Singles

Cartão de resultados - simples

Game 5: Shelby Baron Serving														MaLa	ShBa		
															2	3	
80	81	82	83	84	85												
Game 6: Marianna Lauro Serving														MaLa	ShBa		
															3	3	
86	87	88	89														
Game 7: Shelby Baron Serving														MaLa	ShBa		
															4	3	
90	91	92	93	94													
Game 8: Marianna Lauro Serving														MaLa	ShBa		
															4	4	
95	96	97	98	99	100												
Game 9: Shelby Baron Serving														MaLa	ShBa		
															4	5	
101	102	103	104	105													
Game 10: Marianna Lauro Serving														MaLa	ShBa		
															4	6	
106	107	108	109	110	111	112	113	114	115								

Legend:							
W	Winner		Double fault		Point to receiver - 2nd serve		Point to server - 2nd serve
	Ace - 1st Server		Point to receiver - 1st serve		Point to server - 1st serve		Service Break



Match Statistics

Estatísticas da partida

	OCHOA Lola (BPC)	ESP	1	1
W	KRUGER Katharina (7)	GER	6	6
Match duration: 1h05min			27min	38min

Court 6

Chair Umpire: LEAK Robert (AUS)

OCHOA Lola (BPC)				KRUGER Katharina (7)				
1set	2set	3set	Total		1set	2set	3set	Total
0	0		0	Total aces	0	0		0
4	2		6	Double faults	2	3		5
0	0		0	Service winners	0	0		0
15/23	19/27		34/50	1st serve	11/17	23/30		34/47
(65%)	(70%)		(68%)		(65%)	(77%)		(72%)
0	0		0	Aces on 1st serve	0	0		0
4/15	10/19		14/34	Points won on 1st serve	6/11	18/23		24/34
(27%)	(53%)		(41%)		(55%)	(78%)		(71%)
4/8	6/8		10/16	2nd Serve	4/6	4/7		8/13
(50%)	(75%)		(63%)		(67%)	(57%)		(62%)
0	0		0	Aces on 2nd Serve	0	0		0
2/8	3/8		5/16	Points won on 2nd serve	3/6	2/7		5/13
(25%)	(38%)		(31%)		(50%)	(29%)		(38%)
8/17	10/30		18/47	Receiving points won	17/23	14/27		31/50
(47%)	(33%)		(38%)		(74%)	(52%)		(62%)
1/1	0/1		1/2	Break point conversions	4/5	2/3		6/8
(100%)	(0%)		(50%)		(80%)	(67%)		(75%)
0	0		0	Total winners	0	0		0
0	0		0	Forehand winners	0	0		0
0	0		0	Backhand winners	0	0		0
0	0		0	Forced errors	0	0		0
4	2		6	Unforced errors	2	3		5
0/0	0/0		0/0	Net points won	0/0	0/0		0/0
(0%)	(0%)		(0%)		(0%)	(0%)		(0%)
14	23		37	Total points won	26	34		60

	1set					2set				
OCHOA Lola (BPC)	*0	1	*1	1	*1	1	*1	1	*1	1
KRUGER Katharina (7)	1	*1	2	*3	4	*5	6	*1	2	*3



Match Statistics

Estatísticas da partida

Note:
Total winners is the sum of total aces, service winners, forehand winners and backhand winners.

Legend:
BPC Bipartite Commission Place W Winner * Server

Only chair umpire statistics recorded for this match.



Scorecard - Singles
Cartão de resultados - simples

	OCHOA Lola (BPC)	ESP	1	1
W	KRUGER Katharina (7)	GER	6	6
Match duration: 1h05min			27min	38min

Court	Court 6	Scoring Rule	Normal 3 Set Match
Chair Umpire	LEAK Robert (AUS)	Match Code	WS104
Started	14:15	Finished	15:20

1st Set

Game 1: Lola Ochoa Serving													LoOc	KaKr	☀
1	2	3	4										0	1	
Game 2: Katharina Kruger Serving													LoOc	KaKr	☀
5	6	7	8										1	1	
Game 3: Lola Ochoa Serving													LoOc	KaKr	☀
9	10	11	12	13	14	15	16						1	2	
Game 4: Katharina Kruger Serving													LoOc	KaKr	
17	18	19	20	21									1	3	
Game 5: Lola Ochoa Serving													LoOc	KaKr	☀
22	23	24	25	26	27								1	4	
Game 6: Katharina Kruger Serving													LoOc	KaKr	
28	29	30	31	32	33	34	35						1	5	
Game 7: Lola Ochoa Serving													LoOc	KaKr	☀
36	37	38	39	40									1	6	

2nd Set

Game 1: Katharina Kruger Serving													LoOc	KaKr	
41	42	43	44	45									0	1	
Game 2: Lola Ochoa Serving													LoOc	KaKr	☀
46	47	48	49	50	51	52	53	54	55	56	57		0	2	
Game 3: Katharina Kruger Serving													LoOc	KaKr	
58	59	60	61	62	63	64	65	66	67	68	69	70	71	0	
Game 4: Lola Ochoa Serving													LoOc	KaKr	☀
72	73	74	75	76	77	78	79	80	81					0	


























Scorecard - Singles
Cartão de resultados - simples











Game 5: Katharina Kruger Serving

																							LoOc	KaKr		
82	83	84	85	86																					0	5















Game 6: Lola Ochoa Serving

																							LoOc	KaKr		
87	88	89	90	91																					1	5

Game 7: Katharina Kruger Serving

																							LoOc	KaKr		
92	93	94	95	96	97																				1	6

Legend:

 BPC	Bipartite Commission Place	 W	Winner	 	Double fault	 	Point to receiver - 2nd serve
 	Point to server - 2nd serve	 	Point to receiver - 1st serve	 	Point to server - 1st serve	 	Service Break



Match Statistics

Estatísticas da partida

W	SHUKER Lucy	GBR	6	6
	MARDONES Francisca	CHI	2	0
Match duration: 0h52min			29min	23min

Court 7

Chair Umpire: BARBOZA Pablo (ARG)

SHUKER Lucy				MARDONES Francisca				
1set	2set	3set	Total		1set	2set	3set	Total
0	1		1	Total aces	0	0		0
2	0		2	Double faults	0	5		5
0	0		0	Service winners	0	0		0
16/28	17/22		33/50	1st serve	9/18	8/16		17/34
(57%)	(77%)		(66%)		(50%)	(50%)		(50%)
0	1		1	Aces on 1st serve	0	0		0
10/16	13/17		23/33	Points won on 1st serve	3/9	3/8		6/17
(63%)	(76%)		(70%)		(33%)	(38%)		(35%)
10/12	5/5		15/17	2nd Serve	9/9	3/8		12/17
(83%)	(100%)		(88%)		(100%)	(38%)		(71%)
0	0		0	Aces on 2nd Serve	0	0		0
7/12	2/5		9/17	Points won on 2nd serve	2/9	1/8		3/17
(58%)	(40%)		(53%)		(22%)	(13%)		(18%)
13/18	12/16		25/34	Receiving points won	11/28	7/22		18/50
(72%)	(75%)		(74%)		(39%)	(32%)		(36%)
3/3	3/4		6/7	Break point conversions	1/3	0/1		1/4
(100%)	(75%)		(86%)		(33%)	(0%)		(25%)
0	1		1	Total winners	0	0		0
0	0		0	Forehand winners	0	0		0
0	0		0	Backhand winners	0	0		0
0	0		0	Forced errors	0	0		0
2	0		2	Unforced errors	0	5		5
0/0	0/0		0/0	Net points won	0/0	0/0		0/0
(0%)	(0%)		(0%)		(0%)	(0%)		(0%)
30	27		57	Total points won	16	11		27

	1set						2set							
	*0	0	*1	2	*3	4	*5	6	*1	2	*3	4	*5	6
SHUKER Lucy														
MARDONES Francisca	1	*2	2	*2	2	*2	2	*2	0	*0	0	*0	0	*0



Match Statistics

Estatísticas da partida

Note:
Total winners is the sum of total aces, service winners, forehand winners and backhand winners.

Legend:
W Winner * Server

Only chair umpire statistics recorded for this match.



Match Statistics

Estatísticas da partida

W	HUANG Huimin (BPC)	CHN	6	6
	MORCH Emmanuelle (BPC)	FRA	2	0
Match duration: 1h03min			40min	23min

Court 2

Chair Umpire: REIS de MORAES CAMPOS Marcus (BRA)

HUANG Huimin (BPC)					MORCH Emmanuelle (BPC)			
1set	2set	3set	Total		1set	2set	3set	Total
0	0		0	Total aces	0	0		0
0	0		0	Double faults	2	3		5
0	0		0	Service winners	0	0		0
31/33	15/18		46/51	1st serve	20/31	11/16		31/47
(94%)	(83%)		(90%)		(65%)	(69%)		(66%)
0	0		0	Aces on 1st serve	0	0		0
17/31	11/15		28/46	Points won on 1st serve	9/20	3/11		12/31
(55%)	(73%)		(61%)		(45%)	(27%)		(39%)
2/2	3/3		5/5	2nd Serve	9/11	2/5		11/16
(100%)	(100%)		(100%)		(82%)	(40%)		(69%)
0	0		0	Aces on 2nd Serve	0	0		0
0/2	2/3		2/5	Points won on 2nd serve	1/11	0/5		1/16
(0%)	(67%)		(40%)		(9%)	(0%)		(6%)
21/31	13/16		34/47	Receiving points won	16/33	5/18		21/51
(68%)	(81%)		(72%)		(48%)	(28%)		(41%)
4/6	3/3		7/9	Break point conversions	2/7	0/0		2/7
(67%)	(100%)		(78%)		(29%)	(0%)		(29%)
16	7		23	Total winners	9	0		9
13	5		18	Forehand winners	7	0		7
3	2		5	Backhand winners	2	0		2
4	3		7	Forced errors	7	1		8
13	5		18	Unforced errors	15	18		33
2/4	1/2		3/6	Net points won	2/4	0/0		2/4
(50%)	(50%)		(50%)		(50%)	(0%)		(50%)
38	26		64	Total points won	26	8		34

	1set						2set							
	*0	1	*1	2	*3	4	*5	6	*1	2	*3	4	*5	6
HUANG Huimin (BPC)														
MORCH Emmanuelle (BPC)	1	*1	2	*2	2	*2	2	*2	0	*0	0	*0	0	*0

Note:

Total winners is the sum of total aces, service winners, forehand winners and backhand winners.

Legend:

BPC Bipartite Commission Place W Winner * Server



Scorecard - Singles

Cartão de resultados - simples

W	SHUKER Lucy	GBR	6	6
	MARDONES Francisca	CHI	2	0
Match duration: 0h52min			29min	23min

Court	Court 7	Scoring Rule	Normal 3 Set Match
Chair Umpire	BARBOZA Pablo (ARG)	Match Code	WS102
Started	15:09	Finished	16:01

1st Set

Game 1: Lucy Shuker Serving													LuSh	FrMa	☀
1	2	3	4	5	6								0	1	
Game 2: Francisca Mardones Serving													LuSh	FrMa	
7	8	9	10	11									0	2	
Game 3: Lucy Shuker Serving													LuSh	FrMa	
12	13	14	15	16	17	18	19	20	21	22	23		1	2	
Game 4: Francisca Mardones Serving													LuSh	FrMa	☀
24	25	26	27										2	2	
Game 5: Lucy Shuker Serving													LuSh	FrMa	
28	29	30	31	32									3	2	
Game 6: Francisca Mardones Serving													LuSh	FrMa	☀
33	34	35	36										4	2	
Game 7: Lucy Shuker Serving													LuSh	FrMa	
37	38	39	40	41									5	2	
Game 8: Francisca Mardones Serving													LuSh	FrMa	☀
42	43	44	45	46									6	2	

2nd Set

Game 1: Lucy Shuker Serving													LuSh	FrMa	
47	48	49	50										1	0	
Game 2: Francisca Mardones Serving													LuSh	FrMa	☀
51	52	53	54	55									2	0	
Game 3: Lucy Shuker Serving													LuSh	FrMa	
56	57	58	59	60	61								3	0	

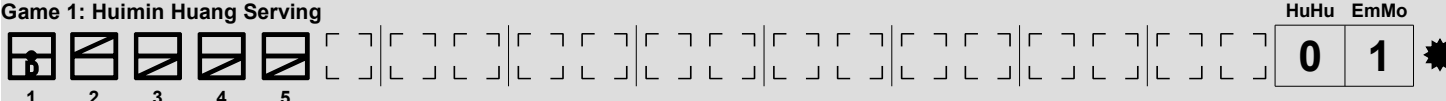



Scorecard - Singles
Cartão de resultados - simples


W	HUANG Huimin (BPC)	CHN	6	6
	MORCH Emmanuelle (BPC)	FRA	2	0
Match duration: 1h03min			40min	23min

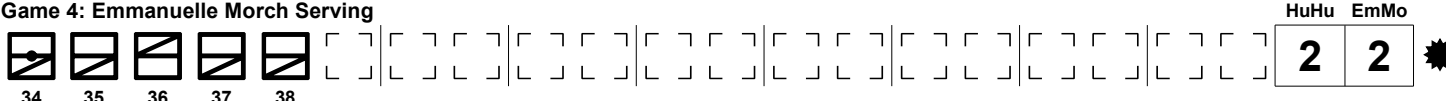
Court	Court 2	Scoring Rule	Normal 3 Set Match
Chair Umpire	REIS de MORAES CAMPOS Marcus (BRA)	Match Code	WS103
Started	14:51	Finished	15:56

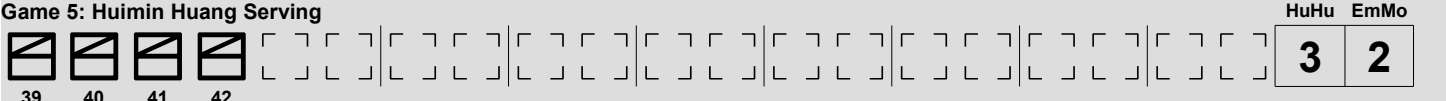
1st Set

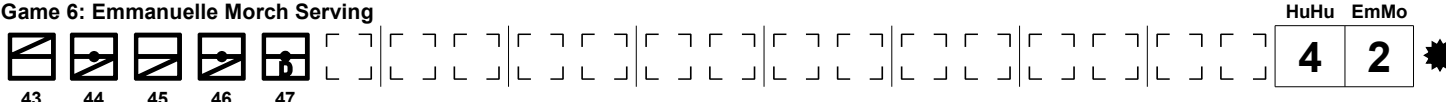
Game 1: Huimin Huang Serving HuHu EmMo



Game 2: Emmanuelle Morch Serving HuHu EmMo


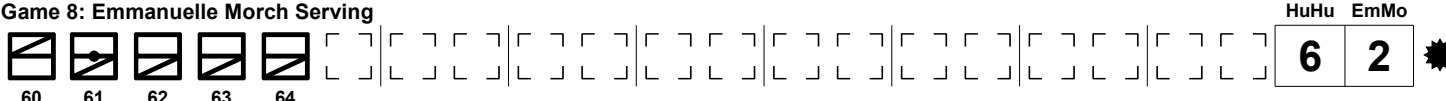
Game 3: Huimin Huang Serving HuHu EmMo


Game 4: Emmanuelle Morch Serving HuHu EmMo


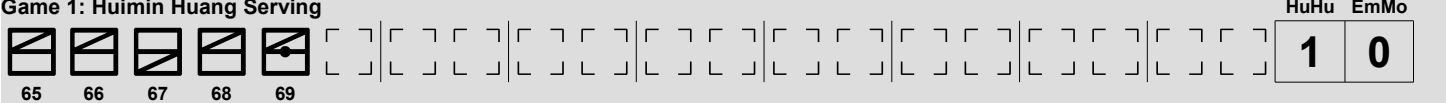
Game 5: Huimin Huang Serving HuHu EmMo


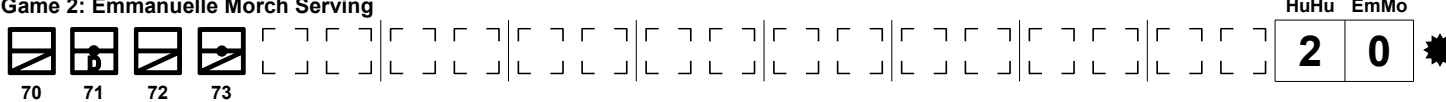
Game 6: Emmanuelle Morch Serving HuHu EmMo


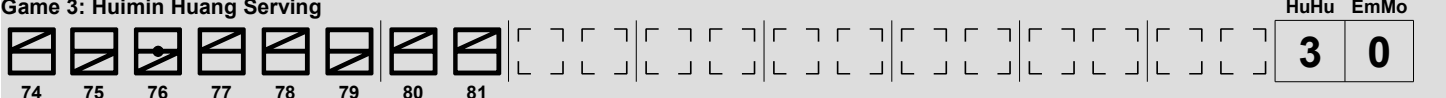
Game 7: Huimin Huang Serving HuHu EmMo


Game 8: Emmanuelle Morch Serving HuHu EmMo


2nd Set

Game 1: Huimin Huang Serving HuHu EmMo


Game 2: Emmanuelle Morch Serving HuHu EmMo


Game 3: Huimin Huang Serving HuHu EmMo




Scorecard - Singles
Cartão de resultados - simples






















Game 4: Emmanuelle Morch Serving

																				HuHu	EmMo		
82	83	84	85																		4	0	









Game 5: Huimin Huang Serving

																				HuHu	EmMo		
86	87	88	89	90																	5	0	

Game 6: Emmanuelle Morch Serving

																				HuHu	EmMo		
91	92	93	94	95	96	97	98														6	0	

Legend:

 BPC	Bipartite Commission Place	 W	Winner		Double fault		Point to receiver - 2nd serve
	Point to server - 2nd serve		Point to receiver - 1st serve		Point to server - 1st serve		Service Break



Match Statistics

Estatísticas da partida

W	FAMIN Charlotte	FRA	2	6	6
	KAISER Emmy	USA	6	4	1
Match duration: 1h43min			30min	37min	36min

Court 6

Chair Umpire: GOKHALE Shreeram (IND)

FAMIN Charlotte				KAISER Emmy				
1set	2set	3set	Total		1set	2set	3set	Total
1	0	0	1	Total aces	1	1	0	2
2	3	3	8	Double faults	3	3	0	6
0	0	0	0	Service winners	0	0	0	0
16/28	25/34	25/34	66/96	1st serve	18/26	21/33	14/19	53/78
(57%)	(74%)	(74%)	(69%)		(69%)	(64%)	(74%)	(68%)
1	0	0	1	Aces on 1st serve	1	0	0	1
6/16	13/25	18/25	37/66	Points won on 1st serve	12/18	12/21	7/14	31/53
(38%)	(52%)	(72%)	(56%)		(67%)	(57%)	(50%)	(58%)
10/12	6/9	6/9	22/30	2nd Serve	5/8	9/12	5/5	19/25
(83%)	(67%)	(67%)	(73%)		(63%)	(75%)	(100%)	(76%)
0	0	0	0	Aces on 2nd Serve	0	1	0	1
6/12	4/9	3/9	13/30	Points won on 2nd serve	4/8	4/12	2/5	10/25
(50%)	(44%)	(33%)	(43%)		(50%)	(33%)	(40%)	(40%)
10/26	17/33	10/19	37/78	Receiving points won	16/28	17/34	13/34	46/96
(38%)	(52%)	(53%)	(47%)		(57%)	(50%)	(38%)	(48%)
1/2	3/5	2/3	6/10	Break point conversions	3/4	2/6	0/3	5/13
(50%)	(60%)	(67%)	(60%)		(75%)	(33%)	(0%)	(38%)
1	0	0	1	Total winners	1	1	0	2
0	0	0	0	Forehand winners	0	0	0	0
0	0	0	0	Backhand winners	0	0	0	0
0	0	0	0	Forced errors	0	0	0	0
2	3	3	8	Unforced errors	3	3	0	6
0/0	0/0	0/0	0/0	Net points won	0/0	0/0	0/0	0/0
(0%)	(0%)	(0%)	(0%)		(0%)	(0%)	(0%)	(0%)
22	34	31	87	Total points won	32	33	22	87

	1set						2set						3set												
FAMIN Charlotte	*1	1	*1	1	*1	2	*2	2	*0	0	*1	1	*2	3	*4	5	*5	6	*1	1	*2	3	*4	5	*6
KAISER Emmy	0	*1	2	*3	4	*4	5	*6	1	*2	2	*3	3	*3	3	*3	4	*4	0	*1	1	*1	1	*1	1



Match Statistics

Estatísticas da partida

Note:
Total winners is the sum of total aces, service winners, forehand winners and backhand winners.

Legend:
W Winner * Server

Only chair umpire statistics recorded for this match.




Scorecard - Singles
Cartão de resultados - simples

W	FAMIN Charlotte	FRA	2	6	6
	KAISER Emmy	USA	6	4	1
Match duration: 1h43min			30min	37min	36min


Court	Court 6	Scoring Rule	Normal 3 Set Match
Chair Umpire	GOKHALE Shreeram (IND)	Match Code	WS114
Started	15:41	Finished	17:25

1st Set


Game 1: Charlotte Famin Serving ChFa EmKa

	1	0
---	----------	----------


Game 2: Emmy Kaiser Serving ChFa EmKa

	1	1
---	----------	----------


Game 3: Charlotte Famin Serving ChFa EmKa

	1	2	☀
---	----------	----------	---


Game 4: Emmy Kaiser Serving ChFa EmKa

	1	3
---	----------	----------


Game 5: Charlotte Famin Serving ChFa EmKa

	1	4	☀
---	----------	----------	---


Game 6: Emmy Kaiser Serving ChFa EmKa

	2	4	☀
---	----------	----------	---

Game 7: Charlotte Famin Serving ChFa EmKa


	2	5	☀
---	----------	----------	---

Game 8: Emmy Kaiser Serving ChFa EmKa

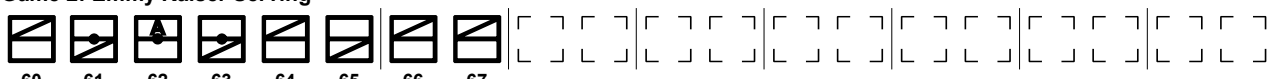
	2	6
---	----------	----------

2nd Set


Game 1: Charlotte Famin Serving ChFa EmKa

	0	1	☀
---	----------	----------	---

Game 2: Emmy Kaiser Serving ChFa EmKa

	0	2
---	----------	----------

Game 3: Charlotte Famin Serving ChFa EmKa

	1	2
---	----------	----------



Scorecard - Singles









Cartão de resultados - simples

														ChFa	EmKa
Game 4: Emmy Kaiser Serving															
														1	3
76	77	78	79	80											
Game 5: Charlotte Famin Serving															
														2	3
81	82	83	84	85	86										
Game 6: Emmy Kaiser Serving															
														3	3
87	88	89	90	91	92										
Game 7: Charlotte Famin Serving															
														4	3
93	94	95	96	97	98	99	100	101	102						
Game 8: Emmy Kaiser Serving															
														5	3
103	104	105	106	107	108	109	110								
Game 9: Charlotte Famin Serving															
														5	4
111	112	113	114	115											
Game 10: Emmy Kaiser Serving															
														6	4
116	117	118	119	120	121										
3rd Set															
Game 1: Charlotte Famin Serving															
														1	0
122	123	124	125	126	127										
Game 2: Emmy Kaiser Serving															
														1	1
128	129	130	131	132											
Game 3: Charlotte Famin Serving															
														2	1
133	134	135	136	137	138										
Game 4: Emmy Kaiser Serving															
														3	1
139	140	141	142	143	144										
Game 5: Charlotte Famin Serving															
														4	1
145	146	147	148	149	150	151	152	153	154	155	156				
Game 6: Emmy Kaiser Serving															
														5	1
157	158	159	160	161	162	163	164								
Game 7: Charlotte Famin Serving															
														6	1
165	166	167	168	169	170	171	172	173	174						



Scorecard - Singles

Cartão de resultados - simples

Legend:							
W	Winner		Ace - 2nd Server		Double fault		Point to receiver - 2nd serve
	Point to server - 2nd serve		Ace - 1st Server		Point to receiver - 1st serve		Point to server - 1st serve
	Service Break						



Match Statistics

Estadísticas da partida

W	CABRILLANA Macarena (BPC)	CHI	6	6
	LU Chia-Yi	TPE	4	3
Match duration: 1h18min			42min	36min

Court 7

Chair Umpire: BELARDI GONZALEZ Armando (VEN)

CABRILLANA Macarena (BPC)				LU Chia-Yi				
1set	2set	3set	Total		1set	2set	3set	Total
0	0		0	Total aces	0	0		0
6	7		13	Double faults	4	2		6
0	0		0	Service winners	0	0		0
18/35	21/30		39/65	1st serve	18/31	13/23		31/54
(51%)	(70%)		(60%)		(58%)	(57%)		(57%)
0	0		0	Aces on 1st serve	0	0		0
13/18	15/21		28/39	Points won on 1st serve	7/18	4/13		11/31
(72%)	(71%)		(72%)		(39%)	(31%)		(35%)
11/17	2/9		13/26	2nd Serve	9/13	8/10		17/23
(65%)	(22%)		(50%)		(69%)	(80%)		(74%)
0	0		0	Aces on 2nd Serve	0	0		0
3/17	1/9		4/26	Points won on 2nd serve	3/13	3/10		6/23
(18%)	(11%)		(15%)		(23%)	(30%)		(26%)
21/31	16/23		37/54	Receiving points won	19/35	14/30		33/65
(68%)	(70%)		(69%)		(54%)	(47%)		(51%)
4/4	3/3		7/7	Break point conversions	3/5	2/3		5/8
(100%)	(100%)		(100%)		(60%)	(67%)		(63%)
0	0		0	Total winners	0	0		0
0	0		0	Forehand winners	0	0		0
0	0		0	Backhand winners	0	0		0
0	0		0	Forced errors	0	0		0
6	7		13	Unforced errors	4	2		6
0/0	0/0		0/0	Net points won	0/0	0/0		0/0
(0%)	(0%)		(0%)		(0%)	(0%)		(0%)
37	32		69	Total points won	29	21		50

	1set						2set					
CABRILLANA Macarena (BPC)	*1	2*2	3*3	3*4	5*5	6	*0	1*2	3*4	4*4	5*6	
LU Chia-Yi	0	*0	1*1	2*3	3*3	4*4	1*1	1*1	1*2	3*3	3	



Match Statistics

Estatísticas da partida

Note:
Total winners is the sum of total aces, service winners, forehand winners and backhand winners.

Legend:
BPC Bipartite Commission Place W Winner * Server

Only chair umpire statistics recorded for this match.



Scorecard - Singles

Cartão de resultados - simples

W	CABRILLANA Macarena (BPC)	CHI	6	6
	LU Chia-Yi	TPE	4	3
Match duration: 1h18min			42min	36min

Court	Court 7	Scoring Rule	Normal 3 Set Match
Chair Umpire	BELARDI GONZALEZ Armando (VEN)	Match Code	WS115
Started	16:25	Finished	17:44

1st Set

Game	Serving	MaCa	ChLu
Game 1	Macarena Cabrillana	1	0
Game 2	Chia-Yi Lu	2	0
Game 3	Macarena Cabrillana	2	1
Game 4	Chia-Yi Lu	3	1
Game 5	Macarena Cabrillana	3	2
Game 6	Chia-Yi Lu	3	3
Game 7	Macarena Cabrillana	4	3
Game 8	Chia-Yi Lu	5	3
Game 9	Macarena Cabrillana	5	4
Game 10	Chia-Yi Lu	6	4
Game 1	Macarena Cabrillana	0	1



Scorecard - Singles
Cartão de resultados - simples

Game 2: Chia-Yi Lu Serving

														MaCa	ChLu		
															1	1	☀
73	74	75	76														

Game 3: Macarena Cabrillana Serving

														MaCa	ChLu		
																2	1
77	78	79	80	81	82	83	84	85	86								

Game 4: Chia-Yi Lu Serving

														MaCa	ChLu			
																3	1	☀
87	88	89	90															

Game 5: Macarena Cabrillana Serving

														MaCa	ChLu		
																4	1
91	92	93	94	95	96												

Game 6: Chia-Yi Lu Serving

														MaCa	ChLu		
																4	2
97	98	99	100	101	102	103	104	105	106								

Game 7: Macarena Cabrillana Serving

														MaCa	ChLu			
																4	3	☀
107	108	109	110															

Game 8: Chia-Yi Lu Serving

														MaCa	ChLu			
																5	3	☀
111	112	113	114	115														

Game 9: Macarena Cabrillana Serving

														MaCa	ChLu		
																6	3
116	117	118	119														

Legend:

BPC	Bipartite Commission Place	W	Winner		Double fault		Point to receiver - 2nd serve
	Point to server - 2nd serve		Point to receiver - 1st serve		Point to server - 1st serve		Service Break



Match Statistics

Estadísticas da partida

W	BUIS Marjolein (5)	NED	7	6
	BERNAL Angelica (BPC)	COL	6 (7)	1
Match duration: 1h39min			66min	33min

Court 2

Chair Umpire: ZALOGA Gabriela (POL)

BUIS Marjolein (5)				BERNAL Angelica (BPC)			
1set	2set	3set	Total	1set	2set	3set	Total
0	0		0	Total aces	0	0	0
2	3		5	Double faults	5	3	8
0	0		0	Service winners	0	0	0
32/45	20/26		52/71	1st serve	41/57	18/29	59/86
(71%)	(77%)		(73%)		(72%)	(62%)	(69%)
0	0		0	Aces on 1st serve	0	0	0
14/32	14/20		28/52	Points won on 1st serve	19/41	7/18	26/59
(44%)	(70%)		(54%)		(46%)	(39%)	(44%)
11/13	3/6		14/19	2nd Serve	11/16	8/11	19/27
(85%)	(50%)		(74%)		(69%)	(73%)	(70%)
0	0		0	Aces on 2nd Serve	0	0	0
6/13	2/6		8/19	Points won on 2nd serve	6/16	4/11	10/27
(46%)	(33%)		(42%)		(38%)	(36%)	(37%)
32/57	18/29		50/86	Receiving points won	25/45	10/26	35/71
(56%)	(62%)		(58%)		(56%)	(38%)	(49%)
4/10	3/7		7/17	Break point conversions	4/8	1/1	5/9
(40%)	(43%)		(41%)		(50%)	(100%)	(56%)
11	9		20	Total winners	17	5	22
8	5		13	Forehand winners	13	4	17
3	4		7	Backhand winners	4	1	5
4	2		6	Forced errors	3	8	11
29	14		43	Unforced errors	37	17	54
0/0	1/1		1/1	Net points won	1/1	0/0	1/1
(0%)	(100%)		(100%)		(100%)	(0%)	(100%)
52	34		86	Total points won	50	21	71

	1set							2set				
BUIS Marjolein (5)	1*1	1*2	3*4	4*4	5*5	6*6	7	*1	2*2	3*4	5*6	
BERNAL Angelica (BPC)	*0	1*2	2*2	2*3	4*4	5*5	6	6(7)	0*0	1*1	1*1	1

Note:
Total winners is the sum of total aces, service winners, forehand winners and backhand winners.

Legend:
BPC Bipartite Commission Place W Winner * Server



Scorecard - Singles

Cartão de resultados - simples

W	BUIS Marjolein (5)	NED	7	6
	BERNAL Angelica (BPC)	COL	6 (7)	1
Match duration: 1h39min			66min	33min

Court	Court 2	Scoring Rule	Normal 3 Set Match
Chair Umpire	ZALOGA Gabriela (POL)	Match Code	WS113
Started	16:17	Finished	17:57

1st Set

Game 1: Angelica Bernal Serving														MaBu	AnBe																																																																																																																																																																																																																																																																																																																																																																																																																																																																																																																																																																																																																																																																																																																																																																																				



Match Statistics

Estatísticas da partida

	CANDIDA Rejane (BPC)	BRA	0	0
W	KAMIJI Yui (2)	JPN	6	6
Match duration: 0h32min			15min	17min

Centre Court

Chair Umpire: VREG Anja (SLO)

CANDIDA Rejane (BPC)				KAMIJI Yui (2)			
1set	2set	3set	Total	1set	2set	3set	Total
0	0		0	Total aces	1	2	3
1	0		1	Double faults	1	1	2
0	0		0	Service winners	0	0	0
6/13	10/14		16/27	1st serve	11/13	10/14	21/27
(46%)	(71%)		(59%)		(85%)	(71%)	(78%)
0	0		0	Aces on 1st serve	1	2	3
0/6	1/10		1/16	Points won on 1st serve	11/11	10/10	21/21
(0%)	(10%)		(6%)		(100%)	(100%)	(100%)
6/7	4/4		10/11	2nd Serve	1/2	3/4	4/6
(86%)	(100%)		(91%)		(50%)	(75%)	(67%)
0	0		0	Aces on 2nd Serve	0	0	0
1/7	1/4		2/11	Points won on 2nd serve	1/2	2/4	3/6
(14%)	(25%)		(18%)		(50%)	(50%)	(50%)
1/13	2/14		3/27	Receiving points won	12/13	12/14	24/27
(8%)	(14%)		(11%)		(92%)	(86%)	(89%)
0/0	0/0		0/0	Break point conversions	3/4	3/3	6/7
(0%)	(0%)		(0%)		(75%)	(100%)	(86%)
0	0		0	Total winners	9	12	21
0	0		0	Forehand winners	7	8	15
0	0		0	Backhand winners	1	2	3
9	8		17	Forced errors	1	0	1
6	4		10	Unforced errors	1	4	5
0/2	0/2		0/4	Net points won	2/2	1/1	3/3
(0%)	(0%)		(0%)		(100%)	(100%)	(100%)
2	4		6	Total points won	24	24	48

	1set				2set			
CANDIDA Rejane (BPC)	0*	0	0*	0*	0*	0	0*	0*
KAMIJI Yui (2)	*1	2	*3	4*	*5	6		

Note:

Total winners is the sum of total aces, service winners, forehand winners and backhand winners.

Legend:

BPC Bipartite Commission Place W Winner * Server



Scorecard - Singles
Cartão de resultados - simples

	CANDIDA Rejane (BPC)	BRA	0	0
W	KAMIJI Yui (2)	JPN	6	6
Match duration: 0h32min			15min	17min

Court	Centre Court	Scoring Rule	Normal 3 Set Match
Chair Umpire	VREG Anja (SLO)	Match Code	WS116
Started	18:31	Finished	19:03

1st Set

Game 1: Yui Kamiji Serving													ReCa	YuKa
													0	1
1	2	3	4											
Game 2: Rejane Candida Serving													ReCa	YuKa
													0	2
5	6	7	8											
Game 3: Yui Kamiji Serving													ReCa	YuKa
													0	3
9	10	11	12											
Game 4: Rejane Candida Serving													ReCa	YuKa
													0	4
13	14	15	16											
Game 5: Yui Kamiji Serving													ReCa	YuKa
													0	5
17	18	19	20	21										
Game 6: Rejane Candida Serving													ReCa	YuKa
													0	6
22	23	24	25	26										

2nd Set

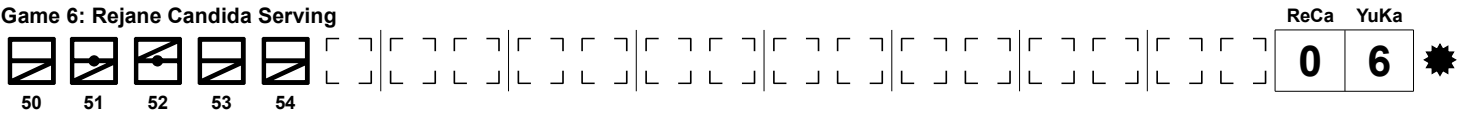
Game 1: Yui Kamiji Serving													ReCa	YuKa
													0	1
27	28	29	30											
Game 2: Rejane Candida Serving													ReCa	YuKa
													0	2
31	32	33	34											
Game 3: Yui Kamiji Serving													ReCa	YuKa
													0	3
35	36	37	38											
Game 4: Rejane Candida Serving													ReCa	YuKa
													0	4
39	40	41	42	43										
Game 5: Yui Kamiji Serving													ReCa	YuKa
													0	5
44	45	46	47	48	49									











Scorecard - Singles

Cartão de resultados - simples

Game 6: Rejane Candida Serving



Legend:							
	Bipartite Commission Place	W	Winner		Double fault		Point to receiver - 2nd serve
	Point to server - 2nd serve		Ace - 1st Server		Point to receiver - 1st serve		Point to server - 1st serve
	Service Break						



Match Statistics

Estatísticas da partida

	BARON Shelby	USA	4	1
W	de GROOT Diede (6)	NED	6	6
Match duration: 0h59min			31min	27min

Court 8

Chair Umpire: CURUTCHET HOLM Rodolfo (URU)

BARON Shelby				de GROOT Diede (6)				
1set	2set	3set	Total		1set	2set	3set	Total
0	0		0	Total aces	1	1		2
5	3		8	Double faults	6	1		7
0	0		0	Service winners	0	0		0
16/32	16/26		32/58	1st serve	12/27	14/22		26/49
(50%)	(62%)		(55%)		(44%)	(64%)		(53%)
0	0		0	Aces on 1st serve	1	1		2
9/16	8/16		17/32	Points won on 1st serve	8/12	11/14		19/26
(56%)	(50%)		(53%)		(67%)	(79%)		(73%)
11/16	7/10		18/26	2nd Serve	9/15	7/8		16/23
(69%)	(70%)		(69%)		(60%)	(88%)		(70%)
0	0		0	Aces on 2nd Serve	0	0		0
4/16	1/10		5/26	Points won on 2nd serve	5/15	4/8		9/23
(25%)	(10%)		(19%)		(33%)	(50%)		(39%)
14/27	7/22		21/49	Receiving points won	19/32	17/26		36/58
(52%)	(32%)		(43%)		(59%)	(65%)		(62%)
3/5	1/4		4/9	Break point conversions	4/4	3/6		7/10
(60%)	(25%)		(44%)		(100%)	(50%)		(70%)
0	0		0	Total winners	1	1		2
0	0		0	Forehand winners	0	0		0
0	0		0	Backhand winners	0	0		0
0	0		0	Forced errors	0	0		0
5	3		8	Unforced errors	6	1		7
0/0	0/0		0/0	Net points won	0/0	0/0		0/0
(0%)	(0%)		(0%)		(0%)	(0%)		(0%)
27	16		43	Total points won	32	32		64

	1set							2set					
BARON Shelby	1*1	2*2	3*3	3*4	4*4			0*0	0*0	1*1	1		
de GROOT Diede (6)	*0	1*1	2*2	3*4	4*5	6		*1	2*3	4*4	5*6		



Match Statistics

Estatísticas da partida

Note:
Total winners is the sum of total aces, service winners, forehand winners and backhand winners.

Legend:
W Winner * Server

Only chair umpire statistics recorded for this match.



Scorecard - Singles
Cartão de resultados - simples

	BARON Shelby	USA	4	1
W	de GROOT Diede (6)	NED	6	6
Match duration: 0h59min			31min	27min

Court	Court 8	Scoring Rule	Normal 3 Set Match
Chair Umpire	CURUTCHET HOLM Rodolfo (URU)	Match Code	WS204
Started	14:12	Finished	15:11

1st Set

Game 1: Diede de Groot Serving														ShBa	Dide	
														1	0	☀
Game 2: Shelby Baron Serving														ShBa	Dide	
														1	1	☀
Game 3: Diede de Groot Serving														ShBa	Dide	
														2	1	☀
Game 4: Shelby Baron Serving														ShBa	Dide	
														2	2	☀
Game 5: Diede de Groot Serving														ShBa	Dide	
														3	2	☀
Game 6: Shelby Baron Serving														ShBa	Dide	
														3	3	☀
Game 7: Diede de Groot Serving														ShBa	Dide	
														3	4	
Game 8: Shelby Baron Serving														ShBa	Dide	
														4	4	
Game 9: Diede de Groot Serving														ShBa	Dide	
														4	5	
Game 10: Shelby Baron Serving														ShBa	Dide	
														4	6	☀

2nd Set

Game 1: Diede de Groot Serving														ShBa	Dide	
														0	1	



Match Statistics

Estatísticas da partida

	CABRILLANA Macarena (BPC)	CHI	1	1
W	KAMIJI Yui (2)	JPN	6	6
Match duration: 0h53min			23min	30min

Centre Court

Chair Umpire: ZALOGA Gabriela (POL)

CABRILLANA Macarena (BPC)				KAMIJI Yui (2)				
1set	2set	3set	Total		1set	2set	3set	Total
0	0		0	Total aces	1	0		1
4	5		9	Double faults	1	2		3
0	0		0	Service winners	0	0		0
12/22	6/17		18/39	1st serve	10/15	17/23		27/38
(55%)	(35%)		(46%)		(67%)	(74%)		(71%)
0	0		0	Aces on 1st serve	0	0		0
5/12	2/6		7/18	Points won on 1st serve	10/10	13/17		23/27
(42%)	(33%)		(39%)		(100%)	(76%)		(85%)
6/10	6/11		12/21	2nd Serve	4/5	4/6		8/11
(60%)	(55%)		(57%)		(80%)	(67%)		(73%)
0	0		0	Aces on 2nd Serve	1	0		1
3/10	2/11		5/21	Points won on 2nd serve	2/5	2/6		4/11
(30%)	(18%)		(24%)		(40%)	(33%)		(36%)
3/15	8/23		11/38	Receiving points won	14/22	13/17		27/39
(20%)	(35%)		(29%)		(64%)	(76%)		(69%)
0/0	1/2		1/2	Break point conversions	3/4	3/4		6/8
(0%)	(50%)		(50%)		(75%)	(75%)		(75%)
2	3		5	Total winners	7	8		15
1	2		3	Forehand winners	5	5		10
1	1		2	Backhand winners	1	3		4
6	10		16	Forced errors	5	3		8
13	10		23	Unforced errors	4	6		10
2/3	2/4		4/7	Net points won	1/1	1/1		2/2
(67%)	(50%)		(57%)		(100%)	(100%)		(100%)
11	12		23	Total points won	26	28		54

	1set				2set			
CABRILLANA Macarena (BPC)	*0	0*0	0*1	1*1	0*0	1*1	1*1	1
KAMIJI Yui (2)	1*2	3*4	4*5	6	*1	2*2	3*4	5*6

Note:

Total winners is the sum of total aces, service winners, forehand winners and backhand winners.

Legend:

BPC Bipartite Commission Place W Winner * Server



Scorecard - Singles

Cartão de resultados - simples

	CABRILLANA Macarena (BPC)	CHI	1	1
W	KAMIJI Yui (2)	JPN	6	6
Match duration: 0h53min			23min	30min

Court	Centre Court	Scoring Rule	Normal 3 Set Match
Chair Umpire	ZALOGA Gabriela (POL)	Match Code	WS208
Started	14:34	Finished	15:27

1st Set

Game 1: Macarena Cabrillana Serving													MaCa	YuKa	
													0	1	☀
1	2	3	4	5											
Game 2: Yui Kamiji Serving													MaCa	YuKa	
													0	2	
6	7	8	9	10											
Game 3: Macarena Cabrillana Serving													MaCa	YuKa	
													0	3	☀
11	12	13	14	15	16										
Game 4: Yui Kamiji Serving													MaCa	YuKa	
													0	4	
17	18	19	20	21											
Game 5: Macarena Cabrillana Serving													MaCa	YuKa	
													1	4	
22	23	24	25	26	27										
Game 6: Yui Kamiji Serving													MaCa	YuKa	
													1	5	
28	29	30	31	32											
Game 7: Macarena Cabrillana Serving													MaCa	YuKa	
													1	6	☀
33	34	35	36	37											

2nd Set

Game 1: Yui Kamiji Serving													MaCa	YuKa	
													0	1	
38	39	40	41	42	43	44	45								
Game 2: Macarena Cabrillana Serving													MaCa	YuKa	
													0	2	☀
46	47	48	49	50	51	52	53								
Game 3: Yui Kamiji Serving													MaCa	YuKa	
													1	2	☀
54	55	56	57	58	59										
Game 4: Macarena Cabrillana Serving													MaCa	YuKa	
													1	3	☀
60	61	62	63	64											



Scorecard - Singles
Cartão de resultados - simples

Game 5: Yui Kamiji Serving														MaCa	YuKa	
															1	4
65	66	67	68													
Game 6: Macarena Cabrillana Serving														MaCa	YuKa	
															1	5
69	70	71	72													
Game 7: Yui Kamiji Serving														MaCa	YuKa	
															1	6
73	74	75	76	77												

Legend:							
	Bipartite Commission Place		Winner		Ace - 2nd Server		Double fault
	Point to receiver - 2nd serve		Point to server - 2nd serve		Point to receiver - 1st serve		Point to server - 1st serve
	Service Break						



Match Statistics

Estatísticas da partida

W	GRIFFIOEN Jiske (1)	NED	6	6
	SHUKER Lucy	GBR	4	1
Match duration: 1h18min			45min	33min

Court 3

Chair Umpire: DAMASKE Christoph (GER)

GRIFFIOEN Jiske (1)				SHUKER Lucy				
1set	2set	3set	Total		1set	2set	3set	Total
0	0		0	Total aces	0	0		0
2	1		3	Double faults	1	3		4
0	0		0	Service winners	0	0		0
25/37	25/33		50/70	1st serve	18/34	7/16		25/50
(68%)	(76%)		(71%)		(53%)	(44%)		(50%)
0	0		0	Aces on 1st serve	0	0		0
13/25	16/25		29/50	Points won on 1st serve	7/18	3/7		10/25
(52%)	(64%)		(58%)		(39%)	(43%)		(40%)
10/12	7/8		17/20	2nd Serve	15/16	6/9		21/25
(83%)	(88%)		(85%)		(94%)	(67%)		(84%)
0	0		0	Aces on 2nd Serve	0	0		0
5/12	3/8		8/20	Points won on 2nd serve	6/16	1/9		7/25
(42%)	(38%)		(40%)		(38%)	(11%)		(28%)
21/34	12/16		33/50	Receiving points won	19/37	14/33		33/70
(62%)	(75%)		(66%)		(51%)	(42%)		(47%)
4/10	3/4		7/14	Break point conversions	3/6	1/4		4/10
(40%)	(75%)		(50%)		(50%)	(25%)		(40%)
0	0		0	Total winners	0	0		0
0	0		0	Forehand winners	0	0		0
0	0		0	Backhand winners	0	0		0
0	0		0	Forced errors	0	0		0
2	1		3	Unforced errors	1	3		4
0/0	0/0		0/0	Net points won	0/0	0/0		0/0
(0%)	(0%)		(0%)		(0%)	(0%)		(0%)
39	31		70	Total points won	32	18		50

	1set						2set									
	1	2	2	3*	3	*4	5*	5	6	*1	2*	3	4*	4	5*	6
GRIFFIOEN Jiske (1)																
SHUKER Lucy	0*	0	1*	1	2*	3	3*	3	4*	0*	0	0*	0	1*	1	1



Match Statistics

Estatísticas da partida

Note:
Total winners is the sum of total aces, service winners, forehand winners and backhand winners.

Legend:
W Winner * Server

Only chair umpire statistics recorded for this match.



Match Statistics

Estatísticas da partida

	MATHEWSON Dana	USA	3	1
W	van KOOT Aniek (4)	NED	6	6
Match duration: 1h04min			39min	25min

Court 4

Chair Umpire: da FONTE MAIA Rafael (BRA)

MATHEWSON Dana				van KOOT Aniek (4)				
1set	2set	3set	Total		1set	2set	3set	Total
1	0		1	Total aces	0	0		0
5	1		6	Double faults	7	6		13
0	0		0	Service winners	0	0		0
15/33	13/20		28/53	1st serve	14/32	14/24		28/56
(45%)	(65%)		(53%)		(44%)	(58%)		(50%)
1	0		1	Aces on 1st serve	0	0		0
6/15	7/13		13/28	Points won on 1st serve	11/14	13/14		24/28
(40%)	(54%)		(46%)		(79%)	(93%)		(86%)
13/18	6/7		19/25	2nd Serve	11/18	4/10		15/28
(72%)	(86%)		(76%)		(61%)	(40%)		(54%)
0	0		0	Aces on 2nd Serve	0	0		0
10/18	2/7		12/25	Points won on 2nd serve	9/18	3/10		12/28
(56%)	(29%)		(48%)		(50%)	(30%)		(43%)
12/32	8/24		20/56	Receiving points won	17/33	11/20		28/53
(38%)	(33%)		(36%)		(52%)	(55%)		(53%)
1/5	0/0		1/5	Break point conversions	3/8	2/4		5/12
(20%)	(0%)		(20%)		(38%)	(50%)		(42%)
1	0		1	Total winners	0	0		0
0	0		0	Forehand winners	0	0		0
0	0		0	Backhand winners	0	0		0
0	0		0	Forced errors	0	0		0
5	1		6	Unforced errors	7	6		13
0/0	0/0		0/0	Net points won	0/0	0/0		0/0
(0%)	(0%)		(0%)		(0%)	(0%)		(0%)
28	17		45	Total points won	37	27		64

	1set						2set									
MATHEWSON Dana	*0	1	*1	1	*2	2	*3	3	*3	0	*0	0	*0	0	*1	1
van KOOT Aniek (4)	1	*1	2	*3	3	*4	4	*5	6	*1	2	*3	4	*5	5	*6



Match Statistics

Estatísticas da partida

Note:
Total winners is the sum of total aces, service winners, forehand winners and backhand winners.

Legend:
W Winner * Server

Only chair umpire statistics recorded for this match.



Scorecard - Singles

Cartão de resultados - simples

	MATHEWSON Dana	USA	3	1
W	van KOOT Aniek (4)	NED	6	6
Match duration: 1h04min			39min	25min

Court	Court 4	Scoring Rule	Normal 3 Set Match
Chair Umpire	da FONTE MAIA Rafael (BRA)	Match Code	WS206
Started	14:30	Finished	15:34

1st Set





















































































Game	Serving	DaMa	Anva
Game 1	Dana Mathewson	0	1
Game 2	Aniek van Koot	1	1
Game 3	Dana Mathewson	1	2
Game 4	Aniek van Koot	1	3
Game 5	Dana Mathewson	2	3
Game 6	Aniek van Koot	2	4
Game 7	Dana Mathewson	3	4
Game 8	Aniek van Koot	3	5
Game 9	Dana Mathewson	3	6








2nd Set

Game	Serving	DaMa	Anva
Game 1	Aniek van Koot	0	1
Game 2	Dana Mathewson	0	2



Scorecard - Singles
Cartão de resultados - simples

Game 3: Aniek van Koot Serving														DaMa	Anva				
															0	3			
82	83	84	85	86	87														
Game 4: Dana Mathewson Serving														DaMa	Anva				
																	0	4	
88	89	90	91	92															
Game 5: Aniek van Koot Serving														DaMa	Anva				
																	0	5	
93	94	95	96	97	98														
Game 6: Dana Mathewson Serving														DaMa	Anva				
																	1	5	
99	100	101	102	103															
Game 7: Aniek van Koot Serving														DaMa	Anva				
																	1	6	
104	105	106	107	108	109														

Legend:							
W	Winner		Double fault		Point to receiver - 2nd serve		Point to server - 2nd serve
	Ace - 1st Server		Point to receiver - 1st serve		Point to server - 1st serve		Service Break



Match Statistics

Estatísticas da partida

W	BUIS Marjolein (5)	NED	6	7
	FAMIN Charlotte	FRA	2	5
Match duration: 1h22min			30min	52min

Court 9

Chair Umpire: NICOLELLA Vincenzo (ITA)

BUIS Marjolein (5)				FAMIN Charlotte			
1set	2set	3set	Total	1set	2set	3set	Total
0	0		0	Total aces	0	0	0
2	3		5	Double faults	2	3	5
0	0		0	Service winners	0	0	0
18/29	27/44		45/73	1st serve	14/20	15/29	29/49
(62%)	(61%)		(62%)		(70%)	(52%)	(59%)
0	0		0	Aces on 1st serve	0	0	0
11/18	11/27		22/45	Points won on 1st serve	6/14	5/15	11/29
(61%)	(41%)		(49%)		(43%)	(33%)	(38%)
9/11	14/17		23/28	2nd Serve	4/6	11/14	15/20
(82%)	(82%)		(82%)		(67%)	(79%)	(75%)
0	0		0	Aces on 2nd Serve	0	0	0
6/11	9/17		15/28	Points won on 2nd serve	1/6	2/14	3/20
(55%)	(53%)		(54%)		(17%)	(14%)	(15%)
13/20	22/29		35/49	Receiving points won	12/29	24/44	36/73
(65%)	(76%)		(71%)		(41%)	(55%)	(49%)
3/4	5/6		8/10	Break point conversions	1/5	4/8	5/13
(75%)	(83%)		(80%)		(20%)	(50%)	(38%)
0	0		0	Total winners	0	0	0
0	0		0	Forehand winners	0	0	0
0	0		0	Backhand winners	0	0	0
0	0		0	Forced errors	0	0	0
2	3		5	Unforced errors	2	3	5
0/0	0/0		0/0	Net points won	0/0	0/0	0/0
(0%)	(0%)		(0%)		(0%)	(0%)	(0%)
30	42		72	Total points won	19	31	50

	1set						2set													
BUIS Marjolein (5)	*1	1	*2	3	*3	4	*5	6	*1	1	*1	2	*2	3	*3	4	*4	5	*6	7
FAMIN Charlotte	0	*1	1	*1	2	*2	2	*2	0	*1	2	*2	3	*3	4	*4	5	*5	5	*5



Match Statistics

Estatísticas da partida

Note:
Total winners is the sum of total aces, service winners, forehand winners and backhand winners.

Legend:
W Winner * Server

Only chair umpire statistics recorded for this match.



Scorecard - Singles
Cartão de resultados - simples

W	BUIS Marjolein (5)	NED	6	7
	FAMIN Charlotte	FRA	2	5
Match duration: 1h22min			30min	52min

Court	Court 9	Scoring Rule	Normal 3 Set Match
Chair Umpire	NICOLELLA Vincenzo (ITA)	Match Code	WS207
Started	14:13	Finished	15:36

1st Set

Game	Serving	MaBu	ChFa
Game 1: Marjolein Buis	Serving	1	0
Game 2: Charlotte Famin	Serving	1	1
Game 3: Marjolein Buis	Serving	2	1
Game 4: Charlotte Famin	Serving	3	1
Game 5: Marjolein Buis	Serving	3	2
Game 6: Charlotte Famin	Serving	4	2
Game 7: Marjolein Buis	Serving	5	2
Game 8: Charlotte Famin	Serving	6	2

2nd Set

Game	Serving	MaBu	ChFa
Game 1: Marjolein Buis	Serving	1	0
Game 2: Charlotte Famin	Serving	1	1
Game 3: Marjolein Buis	Serving	1	2



Scorecard - Singles
Cartão de resultados - simples

W	BUIS Marjolein (5)	NED	6	7
	FAMIN Charlotte	FRA	2	5
Match duration: 1h22min			30min	52min

Court	Court 9	Scoring Rule	Normal 3 Set Match
Chair Umpire	NICOLELLA Vincenzo (ITA)	Match Code	WS207
Started	14:13	Finished	15:36

1st Set

Game	Serving	MaBu	ChFa
Game 1: Marjolein Buis Serving	1 2 3 4 5 6 7 8	1	0
Game 2: Charlotte Famin Serving	9 10 11 12 13	1	1
Game 3: Marjolein Buis Serving	14 15 16 17 18 19 20 21	2	1
Game 4: Charlotte Famin Serving	22 23 24 25 26	3	1
Game 5: Marjolein Buis Serving	27 28 29 30 31 32 33 34	3	2
Game 6: Charlotte Famin Serving	35 36 37 38 39 40	4	2
Game 7: Marjolein Buis Serving	41 42 43 44 45	5	2
Game 8: Charlotte Famin Serving	46 47 48 49	6	2

2nd Set

Game	Serving	MaBu	ChFa
Game 1: Marjolein Buis Serving	50 51 52 53 54	1	0
Game 2: Charlotte Famin Serving	55 56 57 58 59 60	1	1
Game 3: Marjolein Buis Serving	61 62 63 64 65 66 67 68	1	2



Match Statistics

Estatísticas da partida

W	WHILEY Jordanne (3)	GBR	6	6
	MAYARA Natalia (ITF)	BRA	4	1
Match duration: 1h16min			43min	33min

Court 2

Chair Umpire: LEAK Robert (AUS)

WHILEY Jordanne (3)				MAYARA Natalia (ITF)				
1set	2set	3set	Total		1set	2set	3set	Total
0	0		0	Total aces	0	0		0
4	2		6	Double faults	8	2		10
1	0		1	Service winners	0	0		0
19/33	14/22		33/55	1st serve	24/43	16/30		40/73
(58%)	(64%)		(60%)		(56%)	(53%)		(55%)
0	0		0	Aces on 1st serve	0	0		0
12/19	7/14		19/33	Points won on 1st serve	12/24	7/16		19/40
(63%)	(50%)		(58%)		(50%)	(44%)		(48%)
10/14	6/8		16/22	2nd Serve	11/19	12/14		23/33
(71%)	(75%)		(73%)		(58%)	(86%)		(70%)
0	0		0	Aces on 2nd Serve	0	0		0
4/14	5/8		9/22	Points won on 2nd serve	6/19	4/14		10/33
(29%)	(63%)		(41%)		(32%)	(29%)		(30%)
25/43	19/30		44/73	Receiving points won	17/33	10/22		27/55
(58%)	(63%)		(60%)		(52%)	(45%)		(49%)
4/11	4/8		8/19	Break point conversions	3/6	1/3		4/9
(36%)	(50%)		(42%)		(50%)	(33%)		(44%)
15	14		29	Total winners	3	6		9
10	10		20	Forehand winners	2	6		8
4	4		8	Backhand winners	1	0		1
5	0		5	Forced errors	9	2		11
27	15		42	Unforced errors	16	14		30
4/9	2/5		6/14	Net points won	1/4	1/2		2/6
(44%)	(40%)		(43%)		(25%)	(50%)		(33%)
41	31		72	Total points won	35	21		56

	1set						2set										
WHILEY Jordanne (3)	1*	1	2*	3	4*	4	4*	4	5*	6	1*	2	3*	4	5*	6	
MAYARA Natalia (ITF)	*0	1	*1	1	*1	2	*3	4	*4	4	*0	0	*0	0	*0	1	*1

Note:

Total winners is the sum of total aces, service winners, forehand winners and backhand winners.

Legend:

ITF ITF Place W Winner * Server



Scorecard - Singles

Cartão de resultados - simples

W	WHILEY Jordanne (3)	GBR	6	6
	MAYARA Natalia (ITF)	BRA	4	1
Match duration: 1h16min			43min	33min

Court	Court 2	Scoring Rule	Normal 3 Set Match
Chair Umpire	LEAK Robert (AUS)	Match Code	WS203
Started	14:46	Finished	16:03

1st Set

Game 1: Natalia Mayara Serving										JoWh	NaMa					
										1	0	☀				
Game 2: Jordanne Whiley Serving										JoWh	NaMa					
						1	1	☀								
Game 3: Natalia Mayara Serving										JoWh	NaMa					
														2	1	☀
Game 4: Jordanne Whiley Serving										JoWh	NaMa					
						3	1									
Game 5: Natalia Mayara Serving										JoWh	NaMa					
					4	1	☀									
Game 6: Jordanne Whiley Serving										JoWh	NaMa					
										4	2	☀				
Game 7: Natalia Mayara Serving										JoWh	NaMa					
								4	3							
Game 8: Jordanne Whiley Serving										JoWh	NaMa					
						4	4	☀								
Game 9: Natalia Mayara Serving										JoWh	NaMa					
						5	4	☀								
Game 10: Jordanne Whiley Serving										JoWh	NaMa					
					6	4										

2nd Set

Game 1: Natalia Mayara Serving						JoWh	NaMa	
						1	0	☀



Scorecard - Singles

Cartão de resultados - simples

Game 2: Jordanne Whiley Serving

												JoWh	NaMa
												2	0
83	84	85	86	87	88								

Game 3: Natalia Mayara Serving

												JoWh	NaMa	
												3	0	
89	90	91	92	93	94									

Game 4: Jordanne Whiley Serving

												JoWh	NaMa
												4	0
95	96	97	98	99	100	101	102						

Game 5: Natalia Mayara Serving

												JoWh	NaMa	
												5	0	
103	104	105	106	107	108	109	110							

Game 6: Jordanne Whiley Serving

												JoWh	NaMa	
												5	1	
111	112	113	114	115	116	117	118							

Game 7: Natalia Mayara Serving

												JoWh	NaMa	
												6	1	
119	120	121	122	123	124	125	126	127	128					

Legend:							
	ITF Place	W	Winner		Double fault		Point to receiver - 2nd serve
	Point to server - 2nd serve		Point to receiver - 1st serve		Point to server - 1st serve		Service Break



Match Statistics

Estadísticas da partida

	MONTJANE Kgothatso (8)	RSA	4	6	5
W	ZHU Zhenzhen	CHN	6	4	7
Match duration: 2h46min			43min	58min	65min

Court 7

Chair Umpire: LAKHDHAR Yassine (TUN)

MONTJANE Kgothatso (8)				ZHU Zhenzhen				
1set	2set	3set	Total		1set	2set	3set	Total
0	0	0	0	Total aces	0	0	0	0
4	6	3	13	Double faults	2	0	2	4
0	0	0	0	Service winners	0	0	0	0
16/33	19/30	21/39	56/102	1st serve	22/35	23/37	25/35	70/107
(48%)	(63%)	(54%)	(55%)	Aces on 1st serve	(63%)	(62%)	(71%)	(65%)
0	0	0	0	Points won on 1st serve	0	0	0	0
8/16	13/19	10/21	31/56	2nd Serve	11/13	14/14	8/10	33/37
(50%)	(68%)	(48%)	(55%)	Aces on 2nd Serve	(85%)	(100%)	(80%)	(89%)
13/17	5/11	15/18	33/46	Points won on 2nd serve	3/13	5/14	5/10	13/37
(76%)	(45%)	(83%)	(72%)	Receiving points won	(23%)	(36%)	(50%)	(35%)
0	0	0	0	Break point conversions	4/4	2/2	4/7	10/13
4/17	4/11	7/18	15/46		(100%)	(100%)	(57%)	(77%)
(24%)	(36%)	(39%)	(33%)	Total winners	0	0	0	0
19/35	19/37	17/35	55/107	Forehand winners	0	0	0	0
(54%)	(51%)	(49%)	(51%)	Backhand winners	0	0	0	0
3/6	3/7	3/3	9/16	Forced errors	0	0	0	0
(50%)	(43%)	(100%)	(56%)	Unforced errors	2	0	2	4
0	0	0	0	Net points won	0/0	0/0	0/0	0/0
0	0	0	0		(0%)	(0%)	(0%)	(0%)
4	6	3	13	Total points won	37	31	40	108
0/0	0/0	0/0	0/0					
(0%)	(0%)	(0%)	(0%)					
31	36	34	101					

	1set				2set				3set										
MONTJANE Kgothatso (8)	*0	1*1	2*2	2*3	4*4	4	*0	0*1	2*3	4*4	4*5	6	*1	2*2	3*4	4*4	5*5	5*5	5
ZHU Zhenzhen	1	*1	2*2	3*4	4*4	5*6	1	*2	2*2	2*2	3*4	4*4	0	*0	1*1	1*2	3*3	4*5	6*7



Match Statistics

Estatísticas da partida

Note:
Total winners is the sum of total aces, service winners, forehand winners and backhand winners.

Legend:
W Winner * Server

Only chair umpire statistics recorded for this match.



Scorecard - Singles
Cartão de resultados - simples

	MONTJANE Kgothatso (8)	RSA	4	6	5
W	ZHU Zhenzhen	CHN	6	4	7
Match duration: 2h46min			43min	58min	65min

Court	Court 7	Scoring Rule	Normal 3 Set Match
Chair Umpire	LAKHDHAR Yassine (TUN)	Match Code	WS205
Started	14:13	Finished	16:59

1st Set

Game	Serving	KgMo	ZhZh
Game 1	Kgothatso Montjane	0	1
Game 2	Zhenzhen Zhu	1	1
Game 3	Kgothatso Montjane	1	2
Game 4	Zhenzhen Zhu	2	2
Game 5	Kgothatso Montjane	2	3
Game 6	Zhenzhen Zhu	2	4
Game 7	Kgothatso Montjane	3	4
Game 8	Zhenzhen Zhu	4	4
Game 9	Kgothatso Montjane	4	5
Game 10	Zhenzhen Zhu	4	6

2nd Set

Game	Serving	KgMo	ZhZh
Game 1	Kgothatso Montjane	0	1



Scorecard - Singles

Cartão de resultados - simples

Game 2: Zhenzhen Zhu Serving

														KgMo	ZhZh	
															0	2
77	78	79	80													

Game 3: Kgothatso Montjane Serving

														KgMo	ZhZh	
															1	2
81	82	83	84	85												

Game 4: Zhenzhen Zhu Serving

														KgMo	ZhZh	
															2	2
86	87	88	89	90	91	92	93	94	95	96	97	98	99			

Game 5: Kgothatso Montjane Serving

														KgMo	ZhZh	
															3	2
100	101	102	103	104												

Game 6: Zhenzhen Zhu Serving

														KgMo	ZhZh	
															4	2
105	106	107	108	109												

Game 7: Kgothatso Montjane Serving

														KgMo	ZhZh	
															4	3
110	111	112	113	114	115											

Game 8: Zhenzhen Zhu Serving

														KgMo	ZhZh	
															4	4
116	117	118	119	120	121											

Game 9: Kgothatso Montjane Serving

														KgMo	ZhZh	
															5	4
122	123	124	125	126	127											

Game 10: Zhenzhen Zhu Serving

														KgMo	ZhZh	
															6	4
128	129	130	131	132	133	134	135									

3rd Set

Game 1: Kgothatso Montjane Serving

														KgMo	ZhZh	
															1	0
136	137	138	139	140	141	142	143	144	145							

Game 2: Zhenzhen Zhu Serving

														KgMo	ZhZh	
															2	0
146	147	148	149	150	151											

Game 3: Kgothatso Montjane Serving

														KgMo	ZhZh	
															2	1
152	153	154	155	156	157											

Game 4: Zhenzhen Zhu Serving

														KgMo	ZhZh	
															3	1
158	159	160	161	162	163											

Game 5: Kgothatso Montjane Serving

														KgMo	ZhZh	
															4	1
164	165	166	167	168	169											



Scorecard - Singles
Cartão de resultados - simples

Game 6: Zhenzhen Zhu Serving

														KgMo	ZhZh
														4	2
170	171	172	173	174	175										

Game 7: Kgothatso Montjane Serving

														KgMo	ZhZh	
														4	3	
176	177	178	179	180												

Game 8: Zhenzhen Zhu Serving

														KgMo	ZhZh	
														5	3	
181	182	183	184	185	186											

Game 9: Kgothatso Montjane Serving

														KgMo	ZhZh	
														5	4	
187	188	189	190	191	192											

Game 10: Zhenzhen Zhu Serving

														KgMo	ZhZh
														5	5
193	194	195	196	197	198										

Game 11: Kgothatso Montjane Serving

														KgMo	ZhZh	
														5	6	
199	200	201	202	203	204											

Game 12: Zhenzhen Zhu Serving

														KgMo	ZhZh
														5	7
205	206	207	208	209											

Legend:					
W	Winner		Double fault		Point to receiver - 2nd serve
	Point to receiver - 1st serve		Point to server - 1st serve		Service Break



Match Statistics

Estatísticas da partida

W	HUANG Huimin (BPC)	CHN	6	6
	KRUGER Katharina (7)	GER	0	3
Match duration: 1h24min			34min	50min

Court 5

Chair Umpire: DIAZ Carlos (COL)

HUANG Huimin (BPC)				KRUGER Katharina (7)				
1set	2set	3set	Total		1set	2set	3set	Total
1	0		1	Total aces	0	0		0
0	1		1	Double faults	4	4		8
0	0		0	Service winners	0	0		0
18/28	21/30		39/58	1st serve	6/22	11/25		17/47
(64%)	(70%)		(67%)		(27%)	(44%)		(36%)
1	0		1	Aces on 1st serve	0	0		0
9/18	13/21		22/39	Points won on 1st serve	2/6	5/11		7/17
(50%)	(62%)		(56%)		(33%)	(45%)		(41%)
10/10	8/9		18/19	2nd Serve	12/16	10/14		22/30
(100%)	(89%)		(95%)		(75%)	(71%)		(73%)
0	0		0	Aces on 2nd Serve	0	0		0
8/10	4/9		12/19	Points won on 2nd serve	5/16	5/14		10/30
(80%)	(44%)		(63%)		(31%)	(36%)		(33%)
15/22	15/25		30/47	Receiving points won	11/28	13/30		24/58
(68%)	(60%)		(64%)		(39%)	(43%)		(41%)
3/4	3/5		6/9	Break point conversions	0/4	1/5		1/9
(75%)	(60%)		(67%)		(0%)	(20%)		(11%)
1	0		1	Total winners	0	0		0
0	0		0	Forehand winners	0	0		0
0	0		0	Backhand winners	0	0		0
0	0		0	Forced errors	0	0		0
0	1		1	Unforced errors	4	4		8
0/0	0/0		0/0	Net points won	0/0	0/0		0/0
(0%)	(0%)		(0%)		(0%)	(0%)		(0%)
32	32		64	Total points won	18	23		41

	1set				2set										
HUANG Huimin (BPC)	1	*2	3	*4	5	*6	0	*1	1	*2	3	*4	5	*5	6
KRUGER Katharina (7)	*0	0	*0	0	*0	0	*1	1	*2	2	*2	2	*2	3	*3



Match Statistics

Estatísticas da partida

Note:
Total winners is the sum of total aces, service winners, forehand winners and backhand winners.

Legend:
BPC Bipartite Commission Place W Winner * Server

Only chair umpire statistics recorded for this match.



Scorecard - Singles
Cartão de resultados - simples

W	HUANG Huimin (BPC)	CHN	6	6
	KRUGER Katharina (7)	GER	0	3
Match duration: 1h24min			34min	50min

Court	Court 5	Scoring Rule	Normal 3 Set Match
Chair Umpire	DIAZ Carlos (COL)	Match Code	WS202
Started	16:22	Finished	17:45

1st Set

Game 1: Katharina Kruger Serving													HuHu	KaKr	
													1	0	☀
1	2	3	4	5											
Game 2: Huimin Huang Serving													HuHu	KaKr	
													2	0	
6	7	8	9	10	11	12	13	14	15						
Game 3: Katharina Kruger Serving													HuHu	KaKr	
													3	0	☀
16	17	18	19	20	21	22	23	24	25	26	27				
Game 4: Huimin Huang Serving													HuHu	KaKr	
													4	0	
28	29	30	31	32	33	34	35								
Game 5: Katharina Kruger Serving													HuHu	KaKr	
													5	0	☀
36	37	38	39	40											
Game 6: Huimin Huang Serving													HuHu	KaKr	
													6	0	
41	42	43	44	45	46	47	48	49	50						

2nd Set

Game 1: Katharina Kruger Serving													HuHu	KaKr	
													0	1	
51	52	53	54	55	56										
Game 2: Huimin Huang Serving													HuHu	KaKr	
													1	1	
57	58	59	60	61	62										
Game 3: Katharina Kruger Serving													HuHu	KaKr	
													1	2	
63	64	65	66	67											
Game 4: Huimin Huang Serving													HuHu	KaKr	
													2	2	
68	69	70	71	72	73										
Game 5: Katharina Kruger Serving													HuHu	KaKr	
													3	2	☀
74	75	76	77												



Match Statistics

Estatísticas da partida

	WHILEY Jordanne (3)	GBR	3	1
W	de GROOT Diede (6)	NED	6	6
Match duration: 0h53min			27min	26min

Centre Court

Chair Umpire: BAGDASAROV Alexander (UZB)

WHILEY Jordanne (3)				de GROOT Diede (6)				
1set	2set	3set	Total		1set	2set	3set	Total
0	0		0	Total aces	0	0		0
3	2		5	Double faults	1	6		7
0	0		0	Service winners	0	0		0
16/25	16/20		32/45	1st serve	17/25	8/22		25/47
(64%)	(80%)		(71%)		(68%)	(36%)		(53%)
0	0		0	Aces on 1st serve	0	0		0
11/16	4/16		15/32	Points won on 1st serve	13/17	5/8		18/25
(69%)	(25%)		(47%)		(76%)	(63%)		(72%)
6/9	2/4		8/13	2nd Serve	7/8	8/14		15/22
(67%)	(50%)		(62%)		(88%)	(57%)		(68%)
0	0		0	Aces on 2nd Serve	0	0		0
2/9	0/4		2/13	Points won on 2nd serve	5/8	7/14		12/22
(22%)	(0%)		(15%)		(63%)	(50%)		(55%)
7/25	10/22		17/47	Receiving points won	12/25	16/20		28/45
(28%)	(45%)		(36%)		(48%)	(80%)		(62%)
1/2	1/2		2/4	Break point conversions	2/5	4/5		6/10
(50%)	(50%)		(50%)		(40%)	(80%)		(60%)
3	1		4	Total winners	12	9		21
1	1		2	Forehand winners	9	8		17
2	0		2	Backhand winners	3	1		4
5	4		9	Forced errors	7	1		8
13	15		28	Unforced errors	10	12		22
2/2	1/2		3/4	Net points won	2/2	1/3		3/5
(100%)	(50%)		(75%)		(100%)	(33%)		(60%)
20	14		34	Total points won	30	28		58

	1set						2set									
WHILEY Jordanne (3)	0	*1	1	*2	3	*3	3	*3	3							
de GROOT Diede (6)	*1	1	*2	2	*2	3	*4	5	*6	1	*2	3	*3	4	*5	6

Note:
Total winners is the sum of total aces, service winners, forehand winners and backhand winners.

Legend:
W Winner * Server



Scorecard - Singles

Cartão de resultados - simples

	WHILEY Jordanne (3)	GBR	3	1
W	de GROOT Diede (6)	NED	6	6
Match duration: 0h53min			27min	26min

Court	Centre Court	Scoring Rule	Normal 3 Set Match
Chair Umpire	BAGDASAROV Alexander (UZB)	Match Code	WS302
Started	13:27	Finished	14:20

1st Set

Game	Serving	JoWh	Dide
Game 1	Diede de Groot	0	1
Game 2	Jordanne Whiley	1	1
Game 3	Diede de Groot	1	2
Game 4	Jordanne Whiley	2	2
Game 5	Diede de Groot	3	2
Game 6	Jordanne Whiley	3	3
Game 7	Diede de Groot	3	4
Game 8	Jordanne Whiley	3	5
Game 9	Diede de Groot	3	6

2nd Set

Game	Serving	JoWh	Dide
Game 1	Jordanne Whiley	0	1
Game 2	Diede de Groot	0	2



Scorecard - Singles
Cartão de resultados - simples

Game 3: Jordanne Whiley Serving														JoWh	Dide	
														0	3	
64	65	66	67													
Game 4: Diede de Groot Serving														JoWh	Dide	
														1	3	
68	69	70	71	72	73	74	75									
Game 5: Jordanne Whiley Serving														JoWh	Dide	
														1	4	
76	77	78	79	80	81											
Game 6: Diede de Groot Serving														JoWh	Dide	
														1	5	
82	83	84	85	86	87											
Game 7: Jordanne Whiley Serving														JoWh	Dide	
														1	6	
88	89	90	91	92												

Legend:	W Winner		Double fault		Point to receiver - 2nd serve		Point to server - 2nd serve
	Point to receiver - 1st serve		Point to server - 1st serve		Service Break		



Match Statistics

Estatísticas da partida

W	GRIFFIOEN Jiske (1)	NED	6	6
	HUANG Huimin (BPC)	CHN	0	0
Match duration: 0h44min			19min	25min

Court 9

Chair Umpire: BELARDI GONZALEZ Armando (VEN)

GRIFFIOEN Jiske (1)				HUANG Huimin (BPC)				
1set	2set	3set	Total		1set	2set	3set	Total
0	0		0	Total aces	1	0		1
1	0		1	Double faults	2	1		3
0	0		0	Service winners	0	0		0
12/15	12/17		24/32	1st serve	10/17	12/20		22/37
(80%)	(71%)		(75%)		(59%)	(60%)		(59%)
0	0		0	Aces on 1st serve	1	0		1
10/12	10/12		20/24	Points won on 1st serve	2/10	3/12		5/22
(83%)	(83%)		(83%)		(20%)	(25%)		(23%)
2/3	5/5		7/8	2nd Serve	5/7	7/8		12/15
(67%)	(100%)		(88%)		(71%)	(88%)		(80%)
0	0		0	Aces on 2nd Serve	0	0		0
2/3	3/5		5/8	Points won on 2nd serve	2/7	2/8		4/15
(67%)	(60%)		(63%)		(29%)	(25%)		(27%)
13/17	15/20		28/37	Receiving points won	3/15	4/17		7/32
(76%)	(75%)		(76%)		(20%)	(24%)		(22%)
3/4	3/5		6/9	Break point conversions	0/0	0/0		0/0
(75%)	(60%)		(67%)		(0%)	(0%)		(0%)
0	0		0	Total winners	1	0		1
0	0		0	Forehand winners	0	0		0
0	0		0	Backhand winners	0	0		0
0	0		0	Forced errors	0	0		0
1	0		1	Unforced errors	2	1		3
0/0	0/0		0/0	Net points won	0/0	0/0		0/0
(0%)	(0%)		(0%)		(0%)	(0%)		(0%)
25	28		53	Total points won	7	9		16

	1set					2set						
	*1	2	*3	4	*5	6	*1	2	*3	4	*5	6
GRIFFIOEN Jiske (1)												
HUANG Huimin (BPC)	0	*0	0	*0	0	*0	0	*0	0	*0	0	*0



Match Statistics

Estatísticas da partida

Note:
Total winners is the sum of total aces, service winners, forehand winners and backhand winners.

Legend:
BPC Bipartite Commission Place W Winner * Server

Only chair umpire statistics recorded for this match.



Scorecard - Singles

Cartão de resultados - simples

W	GRIFFIOEN Jiske (1)	NED	6	6
	HUANG Huimin (BPC)	CHN	0	0
Match duration: 0h44min			19min	25min

Court	Court 9	Scoring Rule	Normal 3 Set Match
Chair Umpire	BELARDI GONZALEZ Armando (VEN)	Match Code	WS301
Started	15:53	Finished	16:38

1st Set

Game 1: Jiske Griffioen Serving													JiGr	HuHu	
														1	0
1	2	3	4	5	6										
Game 2: Huimin Huang Serving													JiGr	HuHu	
														2	0
7	8	9	10	11											
Game 3: Jiske Griffioen Serving													JiGr	HuHu	
														3	0
12	13	14	15												
Game 4: Huimin Huang Serving													JiGr	HuHu	
														4	0
16	17	18	19												
Game 5: Jiske Griffioen Serving													JiGr	HuHu	
														5	0
20	21	22	23	24											
Game 6: Huimin Huang Serving													JiGr	HuHu	
														6	0
25	26	27	28	29	30	31	32								

2nd Set

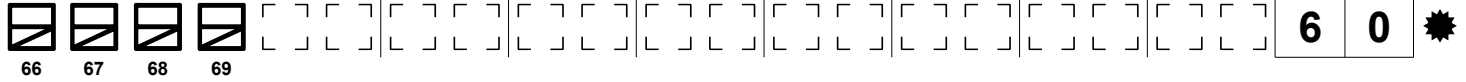
Game 1: Jiske Griffioen Serving													JiGr	HuHu	
														1	0
33	34	35	36	37											
Game 2: Huimin Huang Serving													JiGr	HuHu	
														2	0
38	39	40	41	42	43	44	45	46	47	48	49				
Game 3: Jiske Griffioen Serving													JiGr	HuHu	
														3	0
50	51	52	53	54	55	56	57								
Game 4: Huimin Huang Serving													JiGr	HuHu	
														4	0
58	59	60	61												
Game 5: Jiske Griffioen Serving													JiGr	HuHu	
														5	0
62	63	64	65												










Scorecard - Singles

Cartão de resultados - simples

Game 6: Huimin Huang Serving



Legend:							
BPC	Bipartite Commission Place	W	Winner		Double fault		Point to receiver - 2nd serve
	Point to server - 2nd serve		Ace - 1st Server		Point to receiver - 1st serve		Point to server - 1st serve
	Service Break						



Match Statistics

Estatísticas da partida

	BUIS Marjolein (5)	NED	2	0
W	KAMIJI Yui (2)	JPN	6	6
Match duration: 1h08min			40min	28min

Centre Court

Chair Umpire: BAGDASAROV Alexander (UZB)

BUIS Marjolein (5)				KAMIJI Yui (2)				
1set	2set	3set	Total		1set	2set	3set	Total
1	0		1	Total aces	0	0		0
1	1		2	Double faults	2	1		3
0	0		0	Service winners	0	0		0
18/30	10/15		28/45	1st serve	15/22	13/16		28/38
(60%)	(67%)		(62%)		(68%)	(81%)		(74%)
1	0		1	Aces on 1st serve	0	0		0
7/18	1/10		8/28	Points won on 1st serve	9/15	11/13		20/28
(39%)	(10%)		(29%)		(60%)	(85%)		(71%)
11/12	4/5		15/17	2nd Serve	5/7	2/3		7/10
(92%)	(80%)		(88%)		(71%)	(67%)		(70%)
0	0		0	Aces on 2nd Serve	0	0		0
4/12	2/5		6/17	Points won on 2nd serve	3/7	1/3		4/10
(33%)	(40%)		(35%)		(43%)	(33%)		(40%)
10/22	4/16		14/38	Receiving points won	19/30	12/15		31/45
(45%)	(25%)		(37%)		(63%)	(80%)		(69%)
2/3	0/0		2/3	Break point conversions	4/6	3/3		7/9
(67%)	(0%)		(67%)		(67%)	(100%)		(78%)
8	2		10	Total winners	11	5		16
4	0		4	Forehand winners	9	4		13
3	2		5	Backhand winners	2	1		3
5	4		9	Forced errors	2	1		3
15	15		30	Unforced errors	11	4		15
2/3	1/5		3/8	Net points won	5/5	4/4		9/9
(67%)	(20%)		(38%)		(100%)	(100%)		(100%)
21	7		28	Total points won	31	24		55

	1set						2set					
BUIS Marjolein (5)	1*	1	1*	2*	2*	2	0*	0*	0*	0*	0	
KAMIJI Yui (2)	*0	1	*2	3*	3	4*	*1	2*	3	4*	5	

Note:

Total winners is the sum of total aces, service winners, forehand winners and backhand winners.

Legend:

W Winner * Server



Scorecard - Singles

Cartão de resultados - simples

	BUIS Marjolein (5)	NED	2	0
W	KAMIJI Yui (2)	JPN	6	6
Match duration: 1h08min			40min	28min

Court	Centre Court	Scoring Rule	Normal 3 Set Match
Chair Umpire	BAGDASAROV Alexander (UZB)	Match Code	WS304
Started	15:38	Finished	16:47

1st Set

Game 1: Yui Kamiji Serving													MaBu	YuKa					
																1	0	☀	
1	2	3	4	5	6	7	8												
Game 2: Marjolein Buis Serving													MaBu	YuKa					
9	10	11	12	13	14	15	16	17	18	19	20								
Game 3: Yui Kamiji Serving													MaBu	YuKa					
21	22	23	24	25															
Game 4: Marjolein Buis Serving													MaBu	YuKa					
26	27	28	29	30	31														
Game 5: Yui Kamiji Serving													MaBu	YuKa					
32	33	34	35	36															
Game 6: Marjolein Buis Serving													MaBu	YuKa					
37	38	39	40	41	42														
Game 7: Yui Kamiji Serving													MaBu	YuKa					
43	44	45	46																
Game 8: Marjolein Buis Serving													MaBu	YuKa					
47	48	49	50	51	52														

2nd Set





























Game 1: Yui Kamiji Serving													MaBu	YuKa					
53	54	55	56	57	58														
Game 2: Marjolein Buis Serving													MaBu	YuKa					
59	60	61	62	63	64														
Game 3: Yui Kamiji Serving													MaBu	YuKa					
65	66	67	68	69	70														



Scorecard - Singles

Cartão de resultados - simples

Game 4: Marjolein Buis Serving

																																																																																																																																																																																																																																																																																																																																																																				
--	---	---	---	---	---	---	---	---	---	---	---	---	---	---	---	--	---	---	---	---	---	---	---	---	---	---	---	---	---	---	---	---	---	---	---	---	---	---	---	---	---	---	---	---	---	---	---	---	---	---	---	---	---	---	---	---	---	---	---	---	---	---	---	---	---	---	---	---	---	---	---	---	---	---	---	---	---	---	---	---	---	---	---	---	---	---	---	---	---	---	---	---	---	---	---	---	---	---	---	---	---	---	---	---	---	---	---	---	---	---	---	---	---	---	---	---	---	---	---	---	---	---	---	---	---	---	---	---	---	---	---	---	---	---	---	---	---	---	---	---	---	---	---	---	---	---	---	---	---	---	---	---	---	---	---	---	---	---	---	---	---	---	---	---	---	---	---	---	---	---	---	---	---	---	---	---	---	--	--	--	--	--	--	--	--	--	--	--	--	--	--	--	--	--	--	--	--	--	--	--	--	--	--	--	--	--	--	--	--	--	--	--	--	--	--	--	--	--	--	--	--	--	--	--	--	--	--	--	--	--	--	--	--	--	--	--	--	--	--	--	--	--	--	--	--	--	--	--	--	--	--	--	--	--	--	--	--	--	--	--	--	--	--	--	--	--	--	--	--	--	--	--	--	--	--	--	--	--	--	--	--	--	--	--	--	--	--	--	--	--	--	--	--	--	--	--	--	--	--	--	--	--	--	--	--	--	--	--	--	--	--	--	--	--	--	--	--	--	--	--	--	--	--	--	--	--	--	--	--	--	--	--	--	--	--	--	--	--	--	--	--	--	--	--	--	--	--	--	--	--	--	--	--	--	--	--



Match Statistics

Estatísticas da partida

	ZHU Zhenzhen	CHN	1	7	1
W	van KOOT Aniek (4)	NED	6	5	6
Match duration: 2h03min			29min	52min	42min

Court 2

Chair Umpire: VREG Anja (SLO)

ZHU Zhenzhen				van KOOT Aniek (4)				
1set	2set	3set	Total		1set	2set	3set	Total
0	0	0	0	Total aces	0	1	0	1
0	5	4	9	Double faults	3	11	3	17
0	0	0	0	Service winners	0	0	0	0
22/30	19/30	20/31	61/91	1st serve	13/21	17/43	15/22	45/86
(73%)	(63%)	(65%)	(67%)		(62%)	(40%)	(68%)	(52%)
0	0	0	0	Aces on 1st serve	0	1	0	1
12/22	11/19	11/20	34/61	Points won on 1st serve	12/13	7/17	13/15	32/45
(55%)	(58%)	(55%)	(56%)		(92%)	(41%)	(87%)	(71%)
8/8	6/11	7/11	21/30	2nd Serve	5/8	15/26	4/7	24/41
(100%)	(55%)	(64%)	(70%)		(63%)	(58%)	(57%)	(59%)
0	0	0	0	Aces on 2nd Serve	0	0	0	0
2/8	4/11	3/11	9/30	Points won on 2nd serve	4/8	11/26	2/7	17/41
(25%)	(36%)	(27%)	(30%)		(50%)	(42%)	(29%)	(41%)
5/21	25/43	7/22	37/86	Receiving points won	16/30	15/30	17/31	48/91
(24%)	(58%)	(32%)	(43%)		(53%)	(50%)	(55%)	(53%)
0/0	4/7	0/0	4/7	Break point conversions	2/7	3/5	3/8	8/20
(0%)	(57%)	(0%)	(57%)		(29%)	(60%)	(38%)	(40%)
2	9	3	14	Total winners	13	9	7	29
0	4	1	5	Forehand winners	6	3	5	14
2	5	2	9	Backhand winners	7	5	2	14
8	9	9	26	Forced errors	2	5	1	8
11	15	16	42	Unforced errors	15	26	17	58
0/0	0/0	0/1	0/1	Net points won	2/2	2/2	0/0	4/4
(0%)	(0%)	(0%)	(0%)		(100%)	(100%)	(0%)	(100%)
19	40	21	80	Total points won	32	33	32	97

	1set					2set							3set											
ZHU Zhenzhen	0*	1	1*	1*	1	*0	1*	1*	1*	2	2*	3	4*	4*	5*	6	7	*1	1*	1*	1*	1*	1*	
van KOOT Aniek (4)	*1	1	*2	3*	4	5*	6	7	1*	1*	2*	3	3*	4*	4*	5*	5*	0*	1*	2*	3	4*	5	6

Note:

Total winners is the sum of total aces, service winners, forehand winners and backhand winners.

Legend:

W Winner * Server



Scorecard - Singles
Cartão de resultados - simples

	ZHU Zhenzhen	CHN	1	7	1
W	van KOOT Aniek (4)	NED	6	5	6
Match duration: 2h03min			29min	52min	42min

Court	Court 2	Scoring Rule	Normal 3 Set Match
Chair Umpire	VREG Anja (SLO)	Match Code	WS303
Started	15:10	Finished	17:14

1st Set

Game 1: Aniek van Koot Serving													ZhZh	Anva			
													0	1			
1	2	3	4	5	6												
Game 2: Zhenzhen Zhu Serving													ZhZh	Anva			
													1	1			
7	8	9	10	11	12												
Game 3: Aniek van Koot Serving													ZhZh	Anva			
													1	2			
13	14	15	16	17	18												
Game 4: Zhenzhen Zhu Serving													ZhZh	Anva			
													1	3			
19	20	21	22	23	24	25	26										
Game 5: Aniek van Koot Serving													ZhZh	Anva			
													1	4			
27	28	29	30	31													
Game 6: Zhenzhen Zhu Serving													ZhZh	Anva			
																1	5
32	33	34	35	36	37	38	39	40	41	42	43	44	45	46	47		
Game 7: Aniek van Koot Serving													ZhZh	Anva			
																1	6
48	49	50	51														

2nd Set

Game 1: Zhenzhen Zhu Serving													ZhZh	Anva
													0	1
52	53	54	55	56										
Game 2: Aniek van Koot Serving													ZhZh	Anva
													1	1
57	58	59	60	61	62	63	64							
Game 3: Zhenzhen Zhu Serving													ZhZh	Anva
													1	2
65	66	67	68											
Game 4: Aniek van Koot Serving													ZhZh	Anva
													1	3
69	70	71	72	73	74									



Scorecard - Singles

Cartão de resultados - simples

Game 5: Zhenzhen Zhu Serving														ZhZh	Anva
														2	3
75	76	77	78												

Game 6: Aniek van Koot Serving														ZhZh	Anva
														2	4
79	80	81	82	83	84	85	86	87	88	89	90				

Game 7: Zhenzhen Zhu Serving														ZhZh	Anva
														3	4
91	92	93	94	95											

Game 8: Aniek van Koot Serving														ZhZh	Anva
														4	4
96	97	98	99	100											

Game 9: Zhenzhen Zhu Serving														ZhZh	Anva
														4	5
101	102	103	104	105											

Game 10: Aniek van Koot Serving														ZhZh	Anva
														5	5
106	107	108	109												

Game 11: Zhenzhen Zhu Serving														ZhZh	Anva
														6	5
110	111	112	113	114	115										

Game 12: Aniek van Koot Serving														ZhZh	Anva
														7	5
116	117	118	119	120	121	122	123								

3rd Set

Game 1: Zhenzhen Zhu Serving														ZhZh	Anva
														1	0
124	125	126	127												

Game 2: Aniek van Koot Serving														ZhZh	Anva
														1	1
128	129	130	131	132											

Game 3: Zhenzhen Zhu Serving														ZhZh	Anva
														1	2
133	134	135	136	137											

Game 4: Aniek van Koot Serving														ZhZh	Anva
														1	3
138	139	140	141	142											

Game 5: Zhenzhen Zhu Serving														ZhZh	Anva
														1	4
143	144	145	146	147	148	149	150								

Game 6: Aniek van Koot Serving														ZhZh	Anva
														1	5
151	152	153	154	155	156	157	158	159	160	161	162				



Match Statistics

Estatísticas da partida

W	van KOOT Aniek (4)	NED	6	4	7
	KAMIJI Yui (2)	JPN	3	6	5
Match duration: 2h46min			50min	49min	67min

Centre Court

Chair Umpire: CURUTCHET HOLM Rodolfo (URU)

van KOOT Aniek (4)				KAMIJI Yui (2)				
1set	2set	3set	Total		1set	2set	3set	Total
1	0	0	1	Total aces	0	0	1	1
6	8	8	22	Double faults	3	6	2	11
0	0	0	0	Service winners	0	0	0	0
27/45	13/24	27/48	67/117	1st serve	17/24	14/25	25/39	56/88
(60%)	(54%)	(56%)	(57%)		(71%)	(56%)	(64%)	(64%)
1	0	0	1	Aces on 1st serve	0	0	0	0
16/27	4/13	17/27	37/67	Points won on 1st serve	7/17	3/14	14/25	24/56
(59%)	(31%)	(63%)	(55%)		(41%)	(21%)	(56%)	(43%)
12/18	3/11	13/21	28/50	2nd Serve	4/7	5/11	12/14	21/32
(67%)	(27%)	(62%)	(56%)		(57%)	(45%)	(86%)	(66%)
0	0	0	0	Aces on 2nd Serve	0	0	1	1
5/18	0/11	10/21	15/50	Points won on 2nd serve	1/7	4/11	7/14	12/32
(28%)	(0%)	(48%)	(30%)		(14%)	(36%)	(50%)	(38%)
16/24	18/25	18/39	52/88	Receiving points won	24/45	20/24	21/48	65/117
(67%)	(72%)	(46%)	(59%)		(53%)	(83%)	(44%)	(56%)
4/5	4/5	3/4	11/14	Break point conversions	3/8	5/5	2/5	10/18
(80%)	(80%)	(75%)	(79%)		(38%)	(100%)	(40%)	(56%)
11	7	17	35	Total winners	13	4	10	27
7	1	8	16	Forehand winners	9	2	5	16
3	6	9	18	Backhand winners	4	2	4	10
3	2	6	11	Forced errors	7	0	13	20
16	21	26	63	Unforced errors	18	15	15	48
0/1	1/2	1/3	2/6	Net points won	1/3	0/0	1/2	2/5
(0%)	(50%)	(33%)	(33%)		(33%)	(0%)	(50%)	(40%)
37	22	45	104	Total points won	32	27	42	101

	1set					2set					3set							
van KOOT Aniek (4)	*1	2*2	3*3	4*4	5*6	1*1	2*2	2*2	3*3	4*4	0*1	1*2	3*3	3*4	5*5	6*7		
KAMIJI Yui (2)	0*0	1*1	2*2	3*3	3	*0	1*1	2*3	4*4	5*5	6	*1	1*2	2*2	3*4	4*4	5*5	5

Note:

Total winners is the sum of total aces, service winners, forehand winners and backhand winners.

Legend:

W Winner * Server



Scorecard - Singles

Cartão de resultados - simples

W	van KOOT Aneik (4)	NED	6	4	7
	KAMIJI Yui (2)	JPN	3	6	5
Match duration: 2h46min			50min	49min	67min

Court	Centre Court	Scoring Rule	Normal 3 Set Match
Chair Umpire	CURUTCHET HOLM Rodolfo (URU)	Match Code	WS402
Started	14:08	Finished	16:54

1st Set

Game 1: Aneik van Koot Serving													Anva	YuKa
													1	0
1	2	3	4	5										
Game 2: Yui Kamiji Serving													Anva	YuKa
													2	0
6	7	8	9	10	11									
Game 3: Aneik van Koot Serving													Anva	YuKa
													2	1
12	13	14	15	16										
Game 4: Yui Kamiji Serving													Anva	YuKa
													3	1
17	18	19	20	21	22									
Game 5: Aneik van Koot Serving													Anva	YuKa
													3	2
23	24	25	26	27	28									
Game 6: Yui Kamiji Serving													Anva	YuKa
													4	2
29	30	31	32	33	34									
Game 7: Aneik van Koot Serving													Anva	YuKa
													4	3
35	36	37	38	39										
Game 8: Yui Kamiji Serving													Anva	YuKa
													5	3
40	41	42	43	44	45									
Game 9: Aneik van Koot Serving													Anva	YuKa
46	47	48	49	50	51	52	53	54	55	56	57	58	59	60
66	67	68	69											
													6	3

2nd Set

Game 1: Yui Kamiji Serving													Anva	YuKa
													1	0
70	71	72	73											



Match Statistics

Estatísticas da partida

W	GRIFFIOEN Jiske (1)	NED	4	6	7
	de GROOT Diede (6)	NED	6	4	6 (3)
Match duration: 2h15min			38min	38min	59min

Court 2

Chair Umpire: CINKO Adelka (CRO)

GRIFFIOEN Jiske (1)				de GROOT Diede (6)				
1set	2set	3set	Total		1set	2set	3set	Total
0	0	1	1	Total aces	0	1	0	1
4	4	4	12	Double faults	6	12	6	24
0	0	0	0	Service winners	0	0	0	0
22/30	13/23	25/39	60/92	1st serve	20/37	14/32	33/51	67/120
(73%)	(57%)	(64%)	(65%)		(54%)	(44%)	(65%)	(56%)
0	0	1	1	Aces on 1st serve	0	1	0	1
7/22	7/13	14/25	28/60	Points won on 1st serve	10/20	9/14	19/33	38/67
(32%)	(54%)	(56%)	(47%)		(50%)	(64%)	(58%)	(57%)
4/8	6/10	10/14	20/32	2nd Serve	11/17	6/18	12/18	29/53
(50%)	(60%)	(71%)	(63%)		(65%)	(33%)	(67%)	(55%)
0	0	0	0	Aces on 2nd Serve	0	0	0	0
1/8	2/10	6/14	9/32	Points won on 2nd serve	5/17	2/18	4/18	11/53
(13%)	(20%)	(43%)	(28%)		(29%)	(11%)	(22%)	(21%)
22/37	21/32	28/51	71/120	Receiving points won	22/30	14/23	19/39	55/92
(59%)	(66%)	(55%)	(59%)		(73%)	(61%)	(49%)	(60%)
4/8	4/7	3/10	11/25	Break point conversions	5/6	3/3	3/5	11/14
(50%)	(57%)	(30%)	(44%)		(83%)	(100%)	(60%)	(79%)
11	7	12	30	Total winners	15	8	16	39
10	6	9	25	Forehand winners	10	6	13	29
1	1	2	4	Backhand winners	5	1	3	9
7	5	10	22	Forced errors	3	5	10	18
15	12	16	43	Unforced errors	16	18	26	60
1/3	1/2	1/4	3/9	Net points won	2/6	2/4	1/1	5/11
(33%)	(50%)	(25%)	(33%)		(33%)	(50%)	(100%)	(45%)
30	30	48	108	Total points won	37	25	42	104

	1set					2set					3set								
GRIFFIOEN Jiske (1)	1*1	1*1	2*2	3*3	4*4	0*0	1*1	2*2	3*4	5*6	1*2	2*2	3*3	3*4	5*5	5*6	7		
de GROOT Diede (6)	*0	1*2	3*3	4*4	5*5	6	*1	2*2	3*3	4*4	4*4	*0	0*1	2*2	3*4	4*4	5*6	6	6(3)

Note:
Total winners is the sum of total aces, service winners, forehand winners and backhand winners.

Legend:
W Winner * Server



Scorecard - Singles

Cartão de resultados - simples

W	GRIFFIOEN Jiske (1)	NED	4	6	7
	de GROOT Diede (6)	NED	6	4	6 (3)
Match duration: 2h15min			38min	38min	59min

Court	Court 2	Scoring Rule	Normal 3 Set Match
Chair Umpire	CINKO Adelka (CRO)	Match Code	WS401
Started	16:56	Finished	19:11

1st Set

Game	Serving	JiGr	Dide
Game 1: Diede de Groot	Serving	1	0
Game 2: Jiske Griffioen	Serving	1	1
Game 3: Diede de Groot	Serving	1	2
Game 4: Jiske Griffioen	Serving	1	3
Game 5: Diede de Groot	Serving	2	3
Game 6: Jiske Griffioen	Serving	2	4
Game 7: Diede de Groot	Serving	3	4
Game 8: Jiske Griffioen	Serving	3	5
Game 9: Diede de Groot	Serving	4	5
Game 10: Jiske Griffioen	Serving	4	6

2nd Set

























Game	Serving	JiGr	Dide
Game 1: Diede de Groot	Serving	0	1



Scorecard - Singles

Cartão de resultados - simples

Game 2: Jiske Griffioen Serving

																																																																																																																																																																																																																																																																																																																																															
--	---	---	---	---	---	---	---	---	---	---	---	---	---	--	---	---	---	---	---	---	---	---	---	---	---	---	---	---	---	---	---	---	---	---	---	---	---	---	---	---	---	---	---	---	---	---	---	---	---	---	---	---	---	---	---	---	---	---	---	---	---	---	---	---	---	---	---	---	---	---	---	---	---	---	---	---	---	---	---	---	---	---	---	---	---	---	---	---	---	---	---	---	---	---	---	---	---	---	---	---	---	---	---	---	---	---	---	---	---	---	---	---	---	---	---	---	---	---	---	---	---	---	---	---	---	---	---	---	---	---	---	---	---	---	---	---	---	---	---	---	---	---	---	---	---	---	---	---	---	---	---	---	---	---	---	--	--	--	--	--	--	--	--	--	--	--	--	--	--	--	--	--	--	--	--	--	--	--	--	--	--	--	--	--	--	--	--	--	--	--	--	--	--	--	--	--	--	--	--	--	--	--	--	--	--	--	--	--	--	--	--	--	--	--	--	--	--	--	--	--	--	--	--	--	--	--	--	--	--	--	--	--	--	--	--	--	--	--	--	--	--	--	--	--	--	--	--	--	--	--	--	--	--	--	--	--	--	--	--	--	--	--	--	--	--	--	--	--	--	--	--	--	--	--	--	--	--	--	--	--	--	--	--	--	--	--	--	--	--	--	--	--	--	--	--	--	--	--	--	--	--	--	--	--	--	--	--	--	--	--	--	--	--	--	--	--	--	--	--	--	--	--	--	--	--	--	--	--	--	--	--	--	--	--	--



Match Statistics

Estatísticas da partida

	de GROOT Diede (6)	NED	3	3
W	KAMIJI Yui (2)	JPN	6	6
Match duration: 1h19min			33min	46min

Centre Court

Chair Umpire: REIS de MORAES CAMPOS Marcus (BRA)

de GROOT Diede (6)				KAMIJI Yui (2)				
1set	2set	3set	Total		1set	2set	3set	Total
0	0		0	Total aces	0	0		0
3	3		6	Double faults	3	1		4
0	0		0	Service winners	0	0		0
14/24	21/31		35/55	1st serve	18/25	25/30		43/55
(58%)	(68%)		(64%)		(72%)	(83%)		(78%)
0	0		0	Aces on 1st serve	0	0		0
5/14	12/21		17/35	Points won on 1st serve	10/18	16/25		26/43
(36%)	(57%)		(49%)		(56%)	(64%)		(60%)
7/10	7/10		14/20	2nd Serve	4/7	4/5		8/12
(70%)	(70%)		(70%)		(57%)	(80%)		(67%)
0	0		0	Aces on 2nd Serve	0	0		0
2/10	2/10		4/20	Points won on 2nd serve	2/7	1/5		3/12
(20%)	(20%)		(20%)		(29%)	(20%)		(25%)
13/25	13/30		26/55	Receiving points won	17/24	17/31		34/55
(52%)	(43%)		(47%)		(71%)	(55%)		(62%)
3/5	1/3		4/8	Break point conversions	4/5	3/4		7/9
(60%)	(33%)		(50%)		(80%)	(75%)		(78%)
8	17		25	Total winners	7	9		16
7	11		18	Forehand winners	6	7		13
1	6		7	Backhand winners	1	2		3
3	7		10	Forced errors	1	4		5
19	18		37	Unforced errors	11	6		17
3/4	1/2		4/6	Net points won	0/0	1/1		1/1
(75%)	(50%)		(67%)		(0%)	(100%)		(100%)
20	27		47	Total points won	29	34		63

	1set						2set					
de GROOT Diede (6)	1*1	2*2	2*2	3*3	3	*0	0*1	2*3	3*3	3*3		
KAMIJI Yui (2)	*0	1*1	2*3	4*4	5*6	1*2	2*2	2*3	4*5	6		

Note:

Total winners is the sum of total aces, service winners, forehand winners and backhand winners.

Legend:

W Winner * Server



Scorecard - Singles
Cartão de resultados - simples

	de GROOT Diede (6)	NED	3	3
W	KAMIJI Yui (2)	JPN	6	6
Match duration: 1h19min			33min	46min

Court	Centre Court	Scoring Rule	Normal 3 Set Match
Chair Umpire	REIS de MORAES CAMPOS Marcus (BRA)	Match Code	WS502
Started	15:56	Finished	17:14

1st Set

Game 1: Yui Kamiji Serving													Dide	YuKa	☀
1	2	3	4	5									1	0	
Game 2: Diede de Groot Serving													Dide	YuKa	☀
6	7	8	9	10									1	1	
Game 3: Yui Kamiji Serving													Dide	YuKa	☀
11	12	13	14	15									2	1	
Game 4: Diede de Groot Serving													Dide	YuKa	☀
16	17	18	19	20	21	22	23						2	2	
Game 5: Yui Kamiji Serving													Dide	YuKa	
24	25	26	27										2	3	
Game 6: Diede de Groot Serving													Dide	YuKa	☀
28	29	30	31	32									2	4	
Game 7: Yui Kamiji Serving													Dide	YuKa	☀
33	34	35	36	37	38								3	4	
Game 8: Diede de Groot Serving													Dide	YuKa	☀
39	40	41	42	43	44								3	5	
Game 9: Yui Kamiji Serving													Dide	YuKa	
45	46	47	48	49									3	6	

2nd Set

Game 1: Diede de Groot Serving													Dide	YuKa	☀
50	51	52	53	54	55								0	1	
Game 2: Yui Kamiji Serving													Dide	YuKa	
56	57	58	59	60	61	62	63	64	65	66	67	68	69	0	



Scorecard - Singles

Cartão de resultados - simples

Game 3: Diede de Groot Serving														Dide	YuKa
														1	2
70	71	72	73	74	75	76	77								
Game 4: Yui Kamiji Serving														Dide	YuKa
														2	2
78	79	80	81												
Game 5: Diede de Groot Serving														Dide	YuKa
														3	2
82	83	84	85	86											
Game 6: Yui Kamiji Serving														Dide	YuKa
														3	3
87	88	89	90												
Game 7: Diede de Groot Serving														Dide	YuKa
														3	4
91	92	93	94												
Game 8: Yui Kamiji Serving														Dide	YuKa
														3	5
95	96	97	98	99	100	101	102								
Game 9: Diede de Groot Serving														Dide	YuKa
														3	6
103	104	105	106	107	108	109	110								

Legend:					
	Winner		Double fault		Point to receiver - 2nd serve
	Point to receiver - 1st serve		Point to server - 1st serve		Service Break
	Point to server - 2nd serve				



Match Statistics

Estatísticas da partida

W	GRIFFIOEN Jiske (1)	NED	3	6	6
	van KOOT Aniek (4)	NED	6	1	4
Match duration: 1h55min			42min	25min	48min

Centre Court

Chair Umpire: ZALOGA Gabriela (POL)

GRIFFIOEN Jiske (1)				van KOOT Aniek (4)				
1set	2set	3set	Total		1set	2set	3set	Total
2	1	0	3	Total aces	0	1	0	1
3	1	2	6	Double faults	5	4	5	14
0	0	0	0	Service winners	0	0	0	0
33/45	15/22	27/36	75/103	1st serve	12/25	12/20	20/35	44/80
(73%)	(68%)	(75%)	(73%)		(48%)	(60%)	(57%)	(55%)
1	1	0	2	Aces on 1st serve	0	1	0	1
15/33	11/15	12/27	38/75	Points won on 1st serve	7/12	5/12	10/20	22/44
(45%)	(73%)	(44%)	(51%)		(58%)	(42%)	(50%)	(50%)
9/12	6/7	7/9	22/28	2nd Serve	8/13	4/8	10/15	22/36
(75%)	(86%)	(78%)	(79%)		(62%)	(50%)	(67%)	(61%)
1	0	0	1	Aces on 2nd Serve	0	0	0	0
5/12	4/7	4/9	13/28	Points won on 2nd serve	6/13	1/8	4/15	11/36
(42%)	(57%)	(44%)	(46%)		(46%)	(13%)	(27%)	(31%)
12/25	14/20	21/35	47/80	Receiving points won	25/45	7/22	20/36	52/103
(48%)	(70%)	(60%)	(59%)		(56%)	(32%)	(56%)	(50%)
2/3	3/3	4/6	9/12	Break point conversions	4/8	0/1	3/5	7/14
(67%)	(100%)	(67%)	(75%)		(50%)	(0%)	(60%)	(50%)
11	10	4	25	Total winners	17	3	10	30
7	5	2	14	Forehand winners	12	1	10	23
2	4	2	8	Backhand winners	5	1	0	6
3	1	7	11	Forced errors	6	1	2	9
18	9	17	44	Unforced errors	15	18	31	64
2/4	1/1	2/2	5/7	Net points won	3/3	0/0	1/2	4/5
(50%)	(100%)	(100%)	(71%)		(100%)	(0%)	(50%)	(80%)
32	29	37	98	Total points won	38	13	34	85

	1set						2set						3set													
GRIFFIOEN Jiske (1)	0	0	*0	1	*2	2	*2	3	*3	1	*2	3	*4	4	*5	6	*1	2	*3	4	*4	5	*5	5	*5	6
van KOOT Aniek (4)	*1	*2	3	*3	3	*4	5	*5	6	*0	0	*0	0	*1	1	*1	0	*0	0	*0	1	*1	2	*3	4	*4

Note:

Total winners is the sum of total aces, service winners, forehand winners and backhand winners.

Legend:

W Winner * Server



Scorecard - Singles

Cartão de resultados - simples

W	GRIFFIOEN Jiske (1)	NED	3	6	6
	van KOOT Aniek (4)	NED	6	1	4
Match duration: 1h55min			42min	25min	48min

Court	Centre Court	Scoring Rule	Normal 3 Set Match
Chair Umpire	ZALOGA Gabriela (POL)	Match Code	WS501
Started	14:49	Finished	16:44

1st Set

Game 1: Jiske Griffioen Serving													JiGr	Anva	☀
													0	1	
Game 2: Aniek van Koot Serving													JiGr	Anva	
													0	2	
Game 3: Jiske Griffioen Serving													JiGr	Anva	☀
													0	3	
Game 4: Aniek van Koot Serving													JiGr	Anva	☀
													1	3	
Game 5: Jiske Griffioen Serving													JiGr	Anva	
													2	3	
Game 6: Aniek van Koot Serving													JiGr	Anva	
													2	4	
Game 7: Jiske Griffioen Serving													JiGr	Anva	☀
													2	5	
Game 8: Aniek van Koot Serving													JiGr	Anva	☀
													3	5	
Game 9: Jiske Griffioen Serving													JiGr	Anva	☀
														3	

2nd Set

Game 1: Aniek van Koot Serving													JiGr	Anva	☀
													1	0	
Game 2: Jiske Griffioen Serving													JiGr	Anva	
													2	0	



Scorecard - Singles

Cartão de resultados - simples

Game 3: Aniek van Koot Serving														JiGr	Anva	
														3	0	
84	85	86	87	88												

Game 4: Jiske Griffioen Serving														JiGr	Anva	
														4	0	
89	90	91	92													

Game 5: Aniek van Koot Serving														JiGr	Anva	
														4	1	
93	94	95	96	97	98											

Game 6: Jiske Griffioen Serving														JiGr	Anva	
														5	1	
99	100	101	102	103	104	105	106	107	108							

Game 7: Aniek van Koot Serving														JiGr	Anva	
														6	1	
109	110	111	112													

3rd Set

Game 1: Jiske Griffioen Serving														JiGr	Anva	
														1	0	
113	114	115	116	117	118	119	120	121	122	123	124					

Game 2: Aniek van Koot Serving														JiGr	Anva	
														2	0	
125	126	127	128	129	130											

Game 3: Jiske Griffioen Serving														JiGr	Anva	
														3	0	
131	132	133	134	135	136	137	138									

Game 4: Aniek van Koot Serving														JiGr	Anva	
														4	0	
139	140	141	142	143	144											

Game 5: Jiske Griffioen Serving														JiGr	Anva	
														4	1	
145	146	147	148	149	150											

Game 6: Aniek van Koot Serving														JiGr	Anva	
														5	1	
151	152	153	154	155												

Game 7: Jiske Griffioen Serving														JiGr	Anva	
														5	2	
156	157	158	159	160	161											

Game 8: Aniek van Koot Serving														JiGr	Anva	
														5	3	
162	163	164	165	166	167	168	169	170	171	172	173					

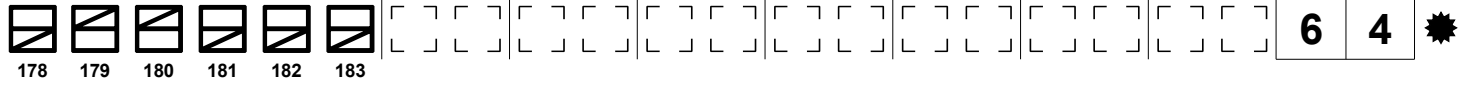
Game 9: Jiske Griffioen Serving														JiGr	Anva	
														5	4	
174	175	176	177													



Scorecard - Singles

Cartão de resultados - simples

Game 10: Aniek van Koot Serving





Entry List by Event
Lista de inscritos por evento
As of TUE 6 SEP 2016 at 18:19

Ranking 5 SEP 2016	Name	NPC Code	Qualified Type	Seed
2 3	GRIFFIOEN Jiske van KOOT Aniek	NED		1
5 8	BUIS Marjolein de GROOT Diede	NED		2
10 4	SHUKER Lucy WHILEY Jordanne	GBR		3
1 24	KAMIJI Yui NIJO Miho	JPN		4
15 19	FAMIN Charlotte MORCH Emmanuelle	FRA		
17 18	HUANG Huimin ZHU Zhenzhen	CHN		
14 22	MATHEWSON Dana VERFUERTH Kaitlyn	USA		
20 21	CABRILLANA Macarena MARDONES Francisca	CHI		
42 27	CANDIDA Rejane MAYARA Natalia	BRA		
56 53	BARON Shelby KAISER Emmy	USA		



Draw
Sorteio

As of FRI 16 SEP 2016 at 15:56

Rank	1 st Round	Seed	NPC	Quarterfinals	Semifinals	Final
2	GRIFFIOEN Jiske 3 van KOOT Aniek Bye	(1)	NED	GRIFFIOEN J van KOOT A (1)	GRIFFIOEN J van KOOT A (1) 6-2 6-1	Gold: GRIFFIOEN Jiske/van KOOT Aniek NED Silver: BUIS Marjolein/de GROOT Diede NED Bronze: SHUKER Lucy/WHILEY Jordanne GBR
56	BARON Shelby 53 KAISER Emmy 15 FAMIN Charlotte 19 MORCH Emmanuelle		USA FRA	BARON S KAISER E 6-7(2) 7-5 6-4		GRIFFIOEN J van KOOT A (1) 6-3 6-3
10	SHUKER Lucy 4 WHILEY Jordanne Bye	(3)	GBR	SHUKER L WHILEY J (3)	SHUKER L WHILEY J (3) 6-0 6-0	
20	CABRILLANA Macarena 21 MARDONES Francisca Bye		CHI	CABRILLANA M MARDONES F		Gold Medal
	Bye			HUANG H ZHU Z		GRIFFIOEN J van KOOT A (1) 6-4 6-2
17	HUANG Huimin 18 ZHU Zhenzhen		CHN		KAMIJI Y NIJO M (4) 6-3 6-0	
	Bye			KAMIJI Y NIJO M (4)		BUIS M de GROOT D (2) 6-4 5-7 7-5
1	KAMIJI Yui 24 NIJO Miho	(4)	JPN			
14	MATHEWSON Dana 22 VERFUERTH Kaitlyn 42 CANDIDA Rejane 27 MAYARA Natalia		USA BRA	MATHEWSON D VERFUERTH K 6-2 6-4	BUIS M de GROOT D (2) 6-2 6-4	Bronze Medal
	Bye			BUIS M de GROOT D (2)	SHUKER L WHILEY J (3)	
5	BUIS Marjolein 8 de GROOT Diede	(2)	NED		KAMIJI Y NIJO M (4)	SHUKER L WHILEY J (3) 6-3 0-6 6-1

Note:
Ranking as of 5 SEP 2016.



Match Statistics

Estatísticas da partida

W	MATHEWSON Dana VERFUERTH Kaitlyn	USA	6	6
	CANDIDA Rejane MAYARA Natalia	BRA	2	4
Match duration: 1h19min			31min	48min

Centre Court

Chair Umpire: BELARDI GONZALEZ Armando (VEN)

MATHEWSON D/VERFUERTH K				CANDIDA R/MAYARA N				
1set	2set	3set	Total		1set	2set	3set	Total
2	1		3	Total aces	0	0		0
2	4		6	Double faults	2	4		6
0	0		0	Service winners	0	0		0
13/24	22/32		35/56	1st serve	13/19	11/25		24/44
(54%)	(69%)		(63%)		(68%)	(44%)		(55%)
2	1		3	Aces on 1st serve	0	0		0
10/13	11/22		21/35	Points won on 1st serve	4/13	4/11		8/24
(77%)	(50%)		(60%)		(31%)	(36%)		(33%)
9/11	6/10		15/21	2nd Serve	4/6	10/14		14/20
(82%)	(60%)		(71%)		(67%)	(71%)		(70%)
0	0		0	Aces on 2nd Serve	0	0		0
4/11	5/10		9/21	Points won on 2nd serve	1/6	5/14		6/20
(36%)	(50%)		(43%)		(17%)	(36%)		(30%)
14/19	16/25		30/44	Receiving points won	10/24	16/32		26/56
(74%)	(64%)		(68%)		(42%)	(50%)		(46%)
3/3	4/4		7/7	Break point conversions	1/2	3/3		4/5
(100%)	(100%)		(100%)		(50%)	(100%)		(80%)
10	6		16	Total winners	5	1		6
8	3		11	Forehand winners	4	1		5
0	2		2	Backhand winners	1	0		1
0	5		5	Forced errors	8	5		13
10	19		29	Unforced errors	10	21		31
28	32		60	Total points won	15	25		40

	1set						2set											
Mathewson/Verfuertth	*0	0	*1	2	*3	4	*5	6	*0	1	*1	2	*2	3	*4	4	*5	6
Candida/Mayara	1	*2	2	*2	2	*2	2	*2	1	*1	2	*2	3	*3	3	*4	4	*4

Note:

Total winners is the sum of total aces, service winners, forehand winners and backhand winners.

Legend:

W Winner * Server



Scorecard - Doubles
Cartão de resultados - duplas

W	MATHEWSON Dana VERFUERTH Kaitlyn	USA	6	6
	CANDIDA Rejane MAYARA Natalia	BRA	2	4
Match duration: 1h19min			31min	48min

Court	Centre Court	Scoring Rule	Normal 3 Set Match
Chair Umpire	BELARDI GONZALEZ Armando (VEN)	Match Code	WD107
Started	18:34	Finished	19:53

1st Set

Game 1: Kaitlyn Verfuertth Serving													DM/KV	RC/NM	☀
1	2	3	4	5									0	1	
Game 2: Natalia Mayara Serving													DM/KV	RC/NM	
6	7	8	9	10	11								0	2	
Game 3: Dana Mathewson Serving													DM/KV	RC/NM	
12	13	14	15	16									1	2	
Game 4: Rejane Candida Serving													DM/KV	RC/NM	☀
17	18	19	20										2	2	
Game 5: Kaitlyn Verfuertth Serving													DM/KV	RC/NM	
21	22	23	24	25	26	27	28						3	2	
Game 6: Natalia Mayara Serving													DM/KV	RC/NM	☀
29	30	31	32	33									4	2	
Game 7: Dana Mathewson Serving													DM/KV	RC/NM	
34	35	36	37	38	39								5	2	
Game 8: Rejane Candida Serving													DM/KV	RC/NM	☀
40	41	42	43										6	2	

2nd Set

Game 1: Kaitlyn Verfuertth Serving													DM/KV	RC/NM	☀
44	45	46	47	48	49	50	51						0	1	
Game 2: Natalia Mayara Serving													DM/KV	RC/NM	☀
52	53	54	55	56									1	1	



Match Statistics

Estatísticas da partida

W	BARON Shelby KAISER Emmy	USA	6 (2)	7	6
	FAMIN Charlotte MORCH Emmanuelle	FRA	7	5	4
Match duration: 3h18min			57min	75min	65min

Court 9

Chair Umpire: SOUZA Fabio (BRA)

BARON S/KAISER E				FAMIN C/MORCH E				
1set	2set	3set	Total		1set	2set	3set	Total
0	0	0	0	Total aces	1	0	0	1
4	4	6	14	Double faults	12	5	2	19
0	0	0	0	Service winners	0	0	0	0
24/38	25/39	20/36	69/113	1st serve	24/44	46/61	17/31	87/136
(63%)	(64%)	(56%)	(61%)	Aces on 1st serve	(55%)	(75%)	(55%)	(64%)
0	0	0	0	Points won on 1st serve	1	0	0	1
11/24	17/25	10/20	38/69	2nd Serve	13/24	23/46	8/17	44/87
(46%)	(68%)	(50%)	(55%)	Aces on 2nd Serve	(54%)	(50%)	(47%)	(51%)
10/14	10/14	10/16	30/44	Points won on 2nd serve	8/20	10/15	12/14	30/49
(71%)	(71%)	(63%)	(68%)	Receiving points won	(40%)	(67%)	(86%)	(61%)
0	0	0	0	Break point conversions	0	0	0	0
3/14	2/14	5/16	10/44	Total winners	7/20	5/15	1/14	13/49
(21%)	(14%)	(31%)	(23%)	Forehand winners	(35%)	(33%)	(7%)	(27%)
24/44	33/61	22/31	79/136	Backhand winners	24/38	20/39	21/36	65/113
(55%)	(54%)	(71%)	(58%)	Forced errors	(63%)	(51%)	(58%)	(58%)
4/12	4/11	5/9	13/32	Unforced errors	4/7	3/6	4/7	11/20
(33%)	(36%)	(56%)	(41%)	Total points won	(57%)	(50%)	(57%)	(55%)
0	0	0	0		1	0	0	1
0	0	0	0		0	0	0	0
0	0	0	0		0	0	0	0
0	0	0	0		0	0	0	0
4	4	6	14		12	5	2	19
38	52	37	127		44	48	30	122

	1set						2set						3set																							
Baron/Kaiser	*1	2	*2	3	*3	3	*4	5	*5	5	*5	6	6	(2)	0	*1	2	*2	3	*3	4	*4	4	*5	6	*7	1	*1	2	*2	3	*3	4	*4	5	*6
Famin/Morch	0	*0	1	*1	2	*3	3	*3	4	*5	6	*6	7	*1	1	*1	2	*2	3	*3	4	*5	5	*5	5	*0	1	*1	2	*2	3	*3	4	*4	4	

Note:
Total winners is the sum of total aces, service winners, forehand winners and backhand winners.

Legend:
W Winner * Server

Only chair umpire statistics recorded for this match.



Scorecard - Doubles
Cartão de resultados - duplas

W	BARON Shelby KAISER Emmy	USA	6 (2)	7	6
	FAMIN Charlotte MORCH Emmanuelle	FRA	7	5	4
Match duration: 3h18min			57min	75min	65min

Court	Court 9	Scoring Rule	Normal 3 Set Match
Chair Umpire	SOUZA Fabio (BRA)	Match Code	WD102
Started	17:36	Finished	20:53

1st Set

Game	Serving	SB/EK	CF/EM
Game 1	Emmy Kaiser	1	0
Game 2	Charlotte Famin	2	0
Game 3	Shelby Baron	2	1
Game 4	Emmanuelle Morch	3	1
Game 5	Emmy Kaiser	3	2
Game 6	Charlotte Famin	3	3
Game 7	Shelby Baron	4	3
Game 8	Emmanuelle Morch	5	3
Game 9	Emmy Kaiser	5	4
Game 10	Charlotte Famin	5	5
Game 11	Shelby Baron	5	6



Scorecard - Doubles

Cartão de resultados - duplas

Game 12: Emmanuelle Morch Serving

																																																																																																																																																																																																																																																																																																																																																																				
--	---	---	---	---	---	---	---	---	---	---	---	---	---	--	---	---	---	---	---	---	---	---	---	---	---	---	---	---	---	---	---	---	---	---	---	---	---	---	---	---	---	---	---	---	---	---	---	---	---	---	---	---	---	---	---	---	---	---	---	---	---	---	---	---	---	---	---	---	---	---	---	---	---	---	---	---	---	---	---	---	---	---	---	---	---	---	---	---	---	---	---	---	---	---	---	---	---	---	---	---	---	---	---	---	---	---	---	---	---	---	---	---	---	---	---	---	---	---	---	---	---	---	---	---	---	---	---	---	---	---	---	---	---	---	---	---	---	---	---	---	---	---	---	---	---	---	---	---	---	---	---	---	---	---	---	--	--	--	--	--	--	--	--	--	--	--	--	--	--	--	--	--	--	--	--	--	--	--	--	--	--	--	--	--	--	--	--	--	--	--	--	--	--	--	--	--	--	--	--	--	--	--	--	--	--	--	--	--	--	--	--	--	--	--	--	--	--	--	--	--	--	--	--	--	--	--	--	--	--	--	--	--	--	--	--	--	--	--	--	--	--	--	--	--	--	--	--	--	--	--	--	--	--	--	--	--	--	--	--	--	--	--	--	--	--	--	--	--	--	--	--	--	--	--	--	--	--	--	--	--	--	--	--	--	--	--	--	--	--	--	--	--	--	--	--	--	--	--	--	--	--	--	--	--	--	--	--	--	--	--	--	--	--	--	--	--	--	--	--	--	--	--	--	--	--	--	--	--	--	--	--	--	--	--	--	--	--	--	--	--	--	--	--	--	--	--	--	--	--	--	--	--	--	--	--	--



Scorecard - Doubles
Cartão de resultados - duplas

Game 9: Charlotte Famin Serving																		SB/EK	CF/EM		
																				4	5

Game 10: Emmy Kaiser Serving															SB/EK	CF/EM
															5	5

Game 11: Emmanuelle Morch Serving															SB/EK	CF/EM
															6	5

Game 12: Shelby Baron Serving															SB/EK	CF/EM
															7	5

3rd Set

Game 1: Charlotte Famin Serving															SB/EK	CF/EM
															1	0

Game 2: Emmy Kaiser Serving															SB/EK	CF/EM
															1	1

Game 3: Emmanuelle Morch Serving															SB/EK	CF/EM
															2	1

Game 4: Shelby Baron Serving															SB/EK	CF/EM
															2	2

Game 5: Charlotte Famin Serving															SB/EK	CF/EM
															3	2

Game 6: Emmy Kaiser Serving															SB/EK	CF/EM
															3	3

Game 7: Emmanuelle Morch Serving															SB/EK	CF/EM
															4	3

Game 8: Shelby Baron Serving															SB/EK	CF/EM
															4	4



























Game 9: Charlotte Famin Serving															SB/EK	CF/EM
															5	4



Scorecard - Doubles

Cartão de resultados - duplas

Game 10: Emmy Kaiser Serving

																																																																																																																																																																																																																																																																																																																																																								
--	---	---	---	---	---	---	---	---	---	---	---	---	---	---	--	---	---	---	---	---	---	---	---	---	---	---	---	---	---	---	---	---	---	---	---	---	---	---	---	---	---	---	---	---	---	---	---	---	---	---	---	---	---	---	---	---	---	---	---	---	---	---	---	---	---	---	---	---	---	---	---	---	---	---	---	---	---	---	---	---	---	---	---	---	---	---	---	---	---	---	---	---	---	---	---	---	---	---	---	---	---	---	---	---	---	---	---	---	---	---	---	---	---	---	---	---	---	---	---	---	---	---	---	---	---	---	---	---	---	---	---	---	---	---	---	---	---	---	---	---	---	---	---	---	---	---	---	---	---	---	---	---	---	---	---	---	---	---	---	---	---	---	---	--	--	--	--	--	--	--	--	--	--	--	--	--	--	--	--	--	--	--	--	--	--	--	--	--	--	--	--	--	--	--	--	--	--	--	--	--	--	--	--	--	--	--	--	--	--	--	--	--	--	--	--	--	--	--	--	--	--	--	--	--	--	--	--	--	--	--	--	--	--	--	--	--	--	--	--	--	--	--	--	--	--	--	--	--	--	--	--	--	--	--	--	--	--	--	--	--	--	--	--	--	--	--	--	--	--	--	--	--	--	--	--	--	--	--	--	--	--	--	--	--	--	--	--	--	--	--	--	--	--	--	--	--	--	--	--	--	--	--	--	--	--	--	--	--	--	--	--	--	--	--	--	--	--	--	--	--	--	--	--	--	--	--	--	--	--	--	--	--	--	--	--	--	--	--	--	--	--	--	--	--



Match Statistics

Estatísticas da partida

W	GRIFFIOEN Jiske van KOOT Aniek (1)	NED	6	6
	BARON Shelby KAISER Emmy	USA	2	1
Match duration: 0h47min			23min	24min

Court 4

Chair Umpire: ZALOGA Gabriela (POL)

GRIFFIOEN J/van KOOT A (1)				BARON S/KAISER E				
1set	2set	3set	Total		1set	2set	3set	Total
0	0		0	Total aces	0	0		0
2	3		5	Double faults	5	2		7
0	0		0	Service winners	0	0		0
20/26	21/27		41/53	1st serve	15/20	10/16		25/36
(77%)	(78%)		(77%)		(75%)	(63%)		(69%)
0	0		0	Aces on 1st serve	0	0		0
13/20	14/21		27/41	Points won on 1st serve	6/15	4/10		10/25
(65%)	(67%)		(66%)		(40%)	(40%)		(40%)
4/6	3/6		7/12	2nd Serve	0/5	4/6		4/11
(67%)	(50%)		(58%)		(0%)	(67%)		(36%)
0	0		0	Aces on 2nd Serve	0	0		0
3/6	2/6		5/12	Points won on 2nd serve	0/5	0/6		0/11
(50%)	(33%)		(42%)		(0%)	(0%)		(0%)
14/20	12/16		26/36	Receiving points won	10/26	11/27		21/53
(70%)	(75%)		(72%)		(38%)	(41%)		(40%)
3/3	3/4		6/7	Break point conversions	1/5	1/2		2/7
(100%)	(75%)		(86%)		(20%)	(50%)		(29%)
0	0		0	Total winners	0	0		0
0	0		0	Forehand winners	0	0		0
0	0		0	Backhand winners	0	0		0
0	0		0	Forced errors	0	0		0
2	3		5	Unforced errors	5	2		7
30	28		58	Total points won	16	15		31

	1set						2set						
	1	2	3*	4*	5*	6	*0	1*	2*	3*	4*	5*	6
Griffioen/van Koot (1)													
Baron/Kaiser	0*	0	1*	1*	2*	2*	1*	1*	1*	1*	1*	1*	1

Note:
Total winners is the sum of total aces, service winners, forehand winners and backhand winners.

Legend:
W Winner * Server

Only chair umpire statistics recorded for this match.



Scorecard - Doubles

Cartão de resultados - duplas

W	GRIFFIOEN Jiske van KOOT Aniek (1)	NED	6	6
	BARON Shelby KAISER Emmy	USA	2	1
Match duration: 0h47min			23min	24min

Court	Court 4	Scoring Rule	Normal 3 Set Match
Chair Umpire	ZALOGA Gabriela (POL)	Match Code	WD201
Started	17:36	Finished	18:23

1st Set

Game	Serving	JG/Av	SB/EK
Game 1	Aniek van Koot	1	0
Game 2	Emmy Kaiser	2	0
Game 3	Jiske Griffioen	2	1
Game 4	Shelby Baron	3	1
Game 5	Aniek van Koot	4	1
Game 6	Emmy Kaiser	4	2
Game 7	Jiske Griffioen	5	2
Game 8	Shelby Baron	6	2

2nd Set

Game	Serving	JG/Av	SB/EK
Game 1	Aniek van Koot	0	1
Game 2	Emmy Kaiser	1	1



Scorecard - Doubles

Cartão de resultados - duplas

Game 3: Jiske Griffioen Serving														JG/Av	SB/EK	
															2	1
57	58	59	60	61												
Game 4: Shelby Baron Serving														JG/Av	SB/EK	
															3	1
62	63	64	65	66	67											
Game 5: Aniek van Koot Serving														JG/Av	SB/EK	
															4	1
68	69	70	71	72												
Game 6: Emmy Kaiser Serving														JG/Av	SB/EK	
															5	1
73	74	75	76	77												
Game 7: Jiske Griffioen Serving														JG/Av	SB/EK	
															6	1
78	79	80	81	82	83	84	85	86	87	88	89					

Legend:					
W	Winner		Point to receiver - 1st serve		Point to receiver - 2nd serve
	Point to server - 1st serve		Point to server - 2nd serve		Service Break



Match Statistics

Estatísticas da partida

W	SHUKER Lucy WHILEY Jordanne (3)	GBR	6	6
	CABRILLANA Macarena MARDONES Francisca	CHI	0	0
Match duration: 0h54min			26min	28min

Court 5

Chair Umpire: LAKHDHAR Yassine (TUN)

SHUKER L/WHILEY J (3)				CABRILLANA M/MARDONES F				
1set	2set	3set	Total		1set	2set	3set	Total
0	1		1	Total aces	1	0		1
0	1		1	Double faults	3	2		5
0	0		0	Service winners	0	0		0
10/13	18/29		28/42	1st serve	15/23	9/17		24/40
(77%)	(62%)		(67%)	Aces on 1st serve	(65%)	(53%)		(60%)
0	1		1	Points won on 1st serve	7/15	4/9		11/24
9/10	13/18		22/28	2nd Serve	(47%)	(44%)		(46%)
(90%)	(72%)		(79%)	Aces on 2nd Serve	5/8	6/8		11/16
3/3	10/11		13/14	Points won on 2nd serve	(63%)	(75%)		(69%)
(100%)	(91%)		(93%)	Receiving points won	0	0		0
0	0		0	Break point conversions	1/8	1/8		2/16
3/3	5/11		8/14		(13%)	(13%)		(13%)
(100%)	(45%)		(57%)		15/23	12/17		27/40
					(65%)	(71%)		(68%)
					3/4	3/3		6/7
					(75%)	(100%)		(86%)
0	1		1	Total winners	1	0		1
0	0		0	Forehand winners	0	0		0
0	0		0	Backhand winners	0	0		0
0	0		0	Forced errors	0	0		0
0	1		1	Unforced errors	3	2		5
27	30		57	Total points won	9	16		25

	1set				2set			
Shuker/Whiley (3)	1*	2	3*	4	5*	6		
Cabrillana/Mardones	*0	0	*0	0	*0	0	0	0

Note:

Total winners is the sum of total aces, service winners, forehand winners and backhand winners.

Legend:

W Winner

*

Server

Only chair umpire statistics recorded for this match.




















































































Scorecard - Doubles
Cartão de resultados - duplas























































W	SHUKER Lucy WHILEY Jordanne (3)	GBR	6	6
	CABRILLANA Macarena MARDONES Francisca	CHI	0	0
Match duration: 0h54min			26min	28min

Court	Court 5	Scoring Rule	Normal 3 Set Match
Chair Umpire	LAKHDHAR Yassine (TUN)	Match Code	WD202
Started	18:09	Finished	19:03

1st Set

Game 1: Macarena Cabrillana Serving													LS/JW	MC/FM	1	0	
																	
Game 2: Lucy Shuker Serving													LS/JW	MC/FM	2	0	
																	
Game 3: Francisca Mardones Serving													LS/JW	MC/FM	3	0	
																	
Game 4: Jordanne Whiley Serving													LS/JW	MC/FM	4	0	
																	
Game 5: Macarena Cabrillana Serving													LS/JW	MC/FM	5	0	
																	
Game 6: Lucy Shuker Serving													LS/JW	MC/FM	6	0	
																	

2nd Set

Game 1: Francisca Mardones Serving													LS/JW	MC/FM	1	0	
																	
Game 2: Jordanne Whiley Serving													LS/JW	MC/FM	2	0	
																	
Game 3: Macarena Cabrillana Serving													LS/JW	MC/FM	3	0	
																	
Game 4: Lucy Shuker Serving													LS/JW	MC/FM	4	0	
																	



Match Statistics

Estatísticas da partida

	MATHEWSON Dana VERFUERTH Kaitlyn	USA	2	4
W	BUIS Marjolein de GROOT Diede (2)	NED	6	6
Match duration: 1h32min			41min	51min

Court 8

Chair Umpire: BARBOZA Pablo (ARG)

MATHEWSON D/VERFUERTH K				BUIS M/de GROOT D (2)				
1set	2set	3set	Total		1set	2set	3set	Total
1	0		1	Total aces	0	0		0
3	2		5	Double faults	2	6		8
0	0		0	Service winners	0	0		0
24/34	20/27		44/61	1st serve	15/27	26/48		41/75
(71%)	(74%)		(72%)		(56%)	(54%)		(55%)
1	0		1	Aces on 1st serve	0	0		0
10/24	8/20		18/44	Points won on 1st serve	7/15	16/26		23/41
(42%)	(40%)		(41%)		(47%)	(62%)		(56%)
7/10	5/7		12/17	2nd Serve	10/12	16/22		26/34
(70%)	(71%)		(71%)		(83%)	(73%)		(76%)
0	0		0	Aces on 2nd Serve	0	0		0
2/10	4/7		6/17	Points won on 2nd serve	6/12	11/22		17/34
(20%)	(57%)		(35%)		(50%)	(50%)		(50%)
14/27	21/48		35/75	Receiving points won	22/34	15/27		37/61
(52%)	(44%)		(47%)		(65%)	(56%)		(61%)
2/3	2/8		4/11	Break point conversions	4/10	3/3		7/13
(67%)	(25%)		(36%)		(40%)	(100%)		(54%)
1	0		1	Total winners	0	0		0
0	0		0	Forehand winners	0	0		0
0	0		0	Backhand winners	0	0		0
0	0		0	Forced errors	0	0		0
3	2		5	Unforced errors	2	6		8
26	33		59	Total points won	35	42		77

	1set					2set												
Mathewson/Verfuertth	0	*0	1	*1	1	*1	2	*2	1	*1	1	*2	3	*3	4	*4		
Buis/de Groot (2)	*1	2	*2	3	*4	5	*5	6	*0	1	*2	2	*3	3	*4	5	*5	6

Note:
Total winners is the sum of total aces, service winners, forehand winners and backhand winners.

Legend:
W Winner * Server

Only chair umpire statistics recorded for this match.



Scorecard - Doubles

Cartão de resultados - duplas

	MATHEWSON Dana VERFUERTH Kaitlyn	USA	2	4
W	BUIS Marjolein de GROOT Diede (2)	NED	6	6
Match duration: 1h32min			41min	51min

Court	Court 8	Scoring Rule	Normal 3 Set Match
Chair Umpire	BARBOZA Pablo (ARG)	Match Code	WD204
Started	17:51	Finished	19:22

1st Set

Game 1: Diede de Groot Serving													DM/KV	MB/Dd	0	1			
1	2	3	4	5															
Game 2: Kaitlyn Verfuertth Serving													DM/KV	MB/Dd	0	2			
6	7	8	9	10	11	12	13												
Game 3: Marjolein Buis Serving													DM/KV	MB/Dd	1	2			
14	15	16	17																
Game 4: Dana Mathewson Serving													DM/KV	MB/Dd	1	3			
18	19	20	21	22	23	24	25	26	27	28	29	30	31	32	33				
Game 5: Diede de Groot Serving													DM/KV	MB/Dd	1	4			
34	35	36	37	38	39	40	41	42	43	44	45								
Game 6: Kaitlyn Verfuertth Serving													DM/KV	MB/Dd	1	5			
46	47	48	49	50	51														
Game 7: Marjolein Buis Serving													DM/KV	MB/Dd	2	5			
52	53	54	55	56	57														
Game 8: Dana Mathewson Serving													DM/KV	MB/Dd	2	6			
58	59	60	61																

2nd Set








Game 1: Diede de Groot Serving													DM/KV	MB/Dd	1	0					
62	63	64	65	66	67	68	69	70	71	72	73	74	75	76	77	78	79				
Game 2: Kaitlyn Verfuertth Serving													DM/KV	MB/Dd	1	1					
80	81	82	83	84																	



Scorecard - Doubles
Cartão de resultados - duplas

Game	Server	DM/KV	MB/Dd
Game 3: Marjolein Buis	Serving	1	2
Game 4: Dana Mathewson	Serving	2	2
Game 5: Diede de Groot	Serving	2	3
Game 6: Kaitlyn Verfuert	Serving	3	3
Game 7: Marjolein Buis	Serving	3	4
Game 8: Dana Mathewson	Serving	3	5
Game 9: Diede de Groot	Serving	4	5
Game 10: Kaitlyn Verfuert	Serving	4	6

Legend:

W	Winner		Double fault		Point to receiver - 2nd serve		Point to server - 2nd serve
	Ace - 1st Server		Point to receiver - 1st serve		Point to server - 1st serve		Service Break



Match Statistics

Estatísticas da partida

	HUANG Huimin ZHU Zhenzhen	CHN	3	0
W	KAMIJI Yui NIJO Miho (4)	JPN	6	6
Match duration: 1h45min			65min	39min

Court 9

Chair Umpire: CURUTCHET HOLM Rodolfo (URU)

HUANG H/ZHU Z				KAMIJI Y/NIJO M (4)				
1set	2set	3set	Total		1set	2set	3set	Total
0	0		0	Total aces	0	0		0
2	1		3	Double faults	1	0		1
0	0		0	Service winners	0	0		0
26/40	18/19		44/59	1st serve	15/26	15/18		30/44
(65%)	(95%)		(75%)		(58%)	(83%)		(68%)
0	0		0	Aces on 1st serve	0	0		0
13/26	6/18		19/44	Points won on 1st serve	10/15	10/15		20/30
(50%)	(33%)		(43%)		(67%)	(67%)		(67%)
12/14	0/1		12/15	2nd Serve	10/11	3/3		13/14
(86%)	(0%)		(80%)		(91%)	(100%)		(93%)
0	0		0	Aces on 2nd Serve	0	0		0
7/14	0/1		7/15	Points won on 2nd serve	6/11	2/3		8/14
(50%)	(0%)		(47%)		(55%)	(67%)		(57%)
10/26	6/18		16/44	Receiving points won	20/40	13/19		33/59
(38%)	(33%)		(36%)		(50%)	(68%)		(56%)
1/3	0/0		1/3	Break point conversions	3/9	3/6		6/15
(33%)	(0%)		(33%)		(33%)	(50%)		(40%)
0	0		0	Total winners	0	0		0
0	0		0	Forehand winners	0	0		0
0	0		0	Backhand winners	0	0		0
0	0		0	Forced errors	0	0		0
2	1		3	Unforced errors	1	0		1
30	12		42	Total points won	36	25		61

	1set						2set								
Huang/Zhu	*1	1	*2	2	*2	3	*3	3	*3	0	*0	0	*0	0	*0
Kamiji/Nijo (4)	0	*1	1	*2	3	*3	4	*5	6	*1	2	*3	4	*5	6

Note:

Total winners is the sum of total aces, service winners, forehand winners and backhand winners.

Legend:

W Winner

*

Server

Only chair umpire statistics recorded for this match.



Scorecard - Doubles

Cartão de resultados - duplas

	HUANG Huimin ZHU Zhenzhen	CHN	3	0
W	KAMIJI Yui NIJO Miho (4)	JPN	6	6
Match duration: 1h45min			65min	39min

Court	Court 9	Scoring Rule	Normal 3 Set Match
Chair Umpire	CURUTCHET HOLM Rodolfo (URU)	Match Code	WD203
Started	19:30	Finished	21:13

1st Set

Game 1: Zhenzhen Zhu Serving													HH/ZZ	YK/MN
													1	0
1	2	3	4											
Game 2: Yui Kamiji Serving													HH/ZZ	YK/MN
													1	1
5	6	7	8	9	10									
Game 3: Huimin Huang Serving													HH/ZZ	YK/MN
													2	1
11	12	13	14	15	16									
Game 4: Miho Nijo Serving													HH/ZZ	YK/MN
													2	2
17	18	19	20	21										
Game 5: Zhenzhen Zhu Serving													HH/ZZ	YK/MN
													2	3
22	23	24	25	26	27	28	29	30	31	32	33			☀
Game 6: Yui Kamiji Serving													HH/ZZ	YK/MN
													3	3
34	35	36	37	38	39	40	41	42	43					☀
Game 7: Huimin Huang Serving													HH/ZZ	YK/MN
													3	4
44	45	46	47	48	49									☀
Game 8: Miho Nijo Serving													HH/ZZ	YK/MN
													3	5
50	51	52	53	54										
Game 9: Zhenzhen Zhu Serving													HH/ZZ	YK/MN
													3	6
55	56	57	58	59	60	61	62	63	64	65	66			☀

2nd Set

Game 1: Yui Kamiji Serving													HH/ZZ	YK/MN
													0	1
67	68	69	70	71	72									



Match Statistics

Estatísticas da partida

W	GRIFFIOEN Jiske van KOOT Aniek (1)	NED	6	6
	SHUKER Lucy WHILEY Jordanne (3)	GBR	3	3
Match duration: 1h58min			48min	70min

Centre Court

Chair Umpire: BARBOZA Pablo (ARG)

GRIFFIOEN J/van KOOT A (1)				SHUKER L/WHILEY J (3)				
1set	2set	3set	Total		1set	2set	3set	Total
0	0		0	Total aces	1	0		1
2	3		5	Double faults	2	1		3
0	0		0	Service winners	0	0		0
19/26	18/25		37/51	1st serve	24/34	31/46		55/80
(73%)	(72%)		(73%)		(71%)	(67%)		(69%)
0	0		0	Aces on 1st serve	1	0		1
13/19	7/18		20/37	Points won on 1st serve	12/24	12/31		24/55
(68%)	(39%)		(54%)		(50%)	(39%)		(44%)
5/7	4/7		9/14	2nd Serve	8/10	14/15		22/25
(71%)	(57%)		(64%)		(80%)	(93%)		(88%)
0	0		0	Aces on 2nd Serve	0	0		0
3/7	2/7		5/14	Points won on 2nd serve	5/10	5/15		10/25
(43%)	(29%)		(36%)		(50%)	(33%)		(40%)
17/34	29/46		46/80	Receiving points won	10/26	16/25		26/51
(50%)	(63%)		(57%)		(38%)	(64%)		(51%)
2/5	5/12		7/17	Break point conversions	1/1	3/7		4/8
(40%)	(42%)		(41%)		(100%)	(43%)		(50%)
9	9		18	Total winners	7	8		15
4	5		9	Forehand winners	6	6		12
5	4		9	Backhand winners	0	2		2
4	3		7	Forced errors	1	6		7
16	22		38	Unforced errors	23	23		46
33	38		71	Total points won	27	33		60

	1set						2set									
Griffioen/van Koot (1)	*1	2*	3	4*	5*	5*	6	1*	1	2*	2	3*	3	4*	5	6
Shuker/Whiley (3)	0*	0	0*	0*	1	2*	3	0*	1*	1	2*	2	3*	3	3*	3

Note:
Total winners is the sum of total aces, service winners, forehand winners and backhand winners.

Legend:
W Winner * Server



Scorecard - Doubles

Cartão de resultados - duplas

W	GRIFFIOEN Jiske van KOOT Aniek (1)	NED	6	6
	SHUKER Lucy WHILEY Jordanne (3)	GBR	3	3
Match duration: 1h58min			48min	70min

Court	Centre Court	Scoring Rule	Normal 3 Set Match
Chair Umpire	BARBOZA Pablo (ARG)	Match Code	WD301
Started	19:02	Finished	21:00

1st Set

Game 1: Jiske Griffioen Serving														JG/Av	LS/JW
														1	0
1	2	3	4	5	6										
Game 2: Lucy Shuker Serving														JG/Av	LS/JW
														2	0
7	8	9	10	11	12	13	14								
Game 3: Aniek van Koot Serving														JG/Av	LS/JW
														3	0
15	16	17	18	19	20										
Game 4: Jordanne Whiley Serving														JG/Av	LS/JW
														4	0
21	22	23	24	25	26										
Game 5: Jiske Griffioen Serving														JG/Av	LS/JW
														5	0
27	28	29	30												
Game 6: Lucy Shuker Serving														JG/Av	LS/JW
														5	1
31	32	33	34	35	36										
Game 7: Aniek van Koot Serving														JG/Av	LS/JW
														5	2
37	38	39	40												
Game 8: Jordanne Whiley Serving														JG/Av	LS/JW
														5	3
41	42	43	44	45	46	47	48	49	50	51	52	53	54		
Game 9: Jiske Griffioen Serving														JG/Av	LS/JW
														6	3
55	56	57	58	59	60										

2nd Set

Game 1: Lucy Shuker Serving														JG/Av	LS/JW
														1	0
61	62	63	64	65	66	67	68								



Match Statistics

Estatísticas da partida

	KAMIJI Yui NIJO Miho (4)	JPN	4	7	5
W	BUIS Marjolein de GROOT Diede (2)	NED	6	5	7
Match duration: 3h43min			40min	82min	101min

Court 8

Chair Umpire: REIS de MORAES CAMPOS Marcus (BRA)

KAMIJI Y/NIJO M (4)				BUIS M/de GROOT D (2)				
1set	2set	3set	Total		1set	2set	3set	Total
1	0	0	1	Total aces	0	0	1	1
0	0	3	3	Double faults	3	7	10	20
0	0	0	0	Service winners	0	0	0	0
20/27	33/38	29/39	82/104	1st serve	14/25	31/45	29/52	74/122
(74%)	(87%)	(74%)	(79%)	Aces on 1st serve	(56%)	(69%)	(56%)	(61%)
1	0	0	1	Points won on 1st serve	7/14	20/31	16/29	43/74
5/20	19/33	13/29	37/82	2nd Serve	8/11	7/14	13/23	28/48
(25%)	(58%)	(45%)	(45%)	Aces on 2nd Serve	(73%)	(50%)	(57%)	(58%)
7/7	5/5	7/10	19/22	Points won on 2nd serve	5/11	2/14	9/23	16/48
(100%)	(100%)	(70%)	(86%)	Receiving points won	(45%)	(14%)	(39%)	(33%)
0	0	0	0	Break point conversions	19/27	18/38	22/39	59/104
3/7	1/5	4/10	8/22	Total winners	(70%)	(47%)	(56%)	(57%)
(43%)	(20%)	(40%)	(36%)	Forehand winners	4/6	2/2	4/4	10/12
13/25	23/45	27/52	63/122	Backhand winners	(67%)	(100%)	(100%)	(83%)
(52%)	(51%)	(52%)	(52%)	Forced errors	0	0	0	0
3/6	3/6	3/9	9/21	Unforced errors	3	7	10	20
(50%)	(50%)	(33%)	(43%)	Total points won	31	40	47	118
1	0	0	1					
0	0	0	0					
0	0	0	0					
0	0	3	3					
21	43	44	108					

	1set						2set							3set															
Kamiji/Nijo (4)	1*	2	2*	2*	3*	4*	4*	0*	1*	1*	2*	3*	3*	4*	4*	5*	6*	7	1*	1*	2*	3*	3*	4*	4*	5*	5*		
Buis/de Groot (2)	*0	0	*1	2*	3*	4*	5*	5	*1	2*	3*	3*	4*	4*	5*	5*	5	5	*0	1*	1*	1*	2*	3*	3*	4*	5*	6	7

Note:

Total winners is the sum of total aces, service winners, forehand winners and backhand winners.

Legend:

W Winner

*

Server

Only chair umpire statistics recorded for this match.



Scorecard - Doubles
Cartão de resultados - duplas

	KAMIJI Yui NIJO Miho (4)	JPN	4	7	5
W	BUIS Marjolein de GROOT Diede (2)	NED	6	5	7
Match duration: 3h43min			40min	82min	101min

Court	Court 8	Scoring Rule	Normal 3 Set Match
Chair Umpire	REIS de MORAES CAMPOS Marcus (BRA)	Match Code	WD302
Started	18:44	Finished	22:26

1st Set

Game	Serving	YK/MN	MB/Dd
Game 1	Diede de Groot	1	0
Game 2	Yui Kamiji	2	0
Game 3	Marjolein Buis	2	1
Game 4	Miho Nijo	2	2
Game 5	Diede de Groot	2	3
Game 6	Yui Kamiji	2	4
Game 7	Marjolein Buis	3	4
Game 8	Miho Nijo	3	5
Game 9	Diede de Groot	4	5
Game 10	Yui Kamiji	4	6

2nd Set



Scorecard - Doubles

Cartão de resultados - duplas

Game 1: Marjolein Buis Serving														YK/MN	MB/Dd	
															0	1
53	54	55	56	57												

Game 2: Yui Kamiji Serving														YK/MN	MB/Dd	
															0	2
58	59	60	61	62												

Game 3: Diede de Groot Serving														YK/MN	MB/Dd	
															1	2
63	64	65	66	67	68	69	70	71	72	73	74					

Game 4: Miho Nijo Serving														YK/MN	MB/Dd	
															1	3
75	76	77	78	79												

Game 5: Marjolein Buis Serving														YK/MN	MB/Dd	
															2	3
80	81	82	83													

Game 6: Yui Kamiji Serving														YK/MN	MB/Dd	
															3	3
84	85	86	87	88	89	90	91	92	93							

Game 7: Diede de Groot Serving														YK/MN	MB/Dd	
															3	4
94	95	96	97	98	99	100	101									

Game 8: Miho Nijo Serving														YK/MN	MB/Dd	
															4	4
102	103	104	105	106	107											

Game 9: Marjolein Buis Serving														YK/MN	MB/Dd	
															4	5
108	109	110	111	112	113											

Game 10: Yui Kamiji Serving														YK/MN	MB/Dd	
															5	5
114	115	116	117	118	119											

Game 11: Diede de Groot Serving														YK/MN	MB/Dd	
															6	5
120	121	122	123	124	125	126	127	128	129							

Game 12: Miho Nijo Serving														YK/MN	MB/Dd	
															7	5
130	131	132	133	134	135											

3rd Set

Game 1: Marjolein Buis Serving														YK/MN	MB/Dd	
															1	0
136	137	138	139	140												

Game 2: Yui Kamiji Serving														YK/MN	MB/Dd	
															1	1
141	142	143	144	145	146											



Scorecard - Doubles








Cartão de resultados - duplas

Game	Serving	YK/MN	MB/Dd	Notes
Game 3: Diede de Groot	Serving	2	1	☀
Game 4: Miho Nijo	Serving	3	1	
Game 5: Marjolein Buis	Serving	3	2	
Game 6: Yui Kamiji	Serving	3	3	☀
Game 7: Diede de Groot	Serving	4	3	☀
Game 8: Miho Nijo	Serving	4	4	☀
Game 9: Marjolein Buis	Serving	4	5	
Game 10: Yui Kamiji	Serving	5	5	
Game 11: Diede de Groot	Serving			
Game 12: Miho Nijo	Serving	5	7	☀



Scorecard - Doubles

Cartão de resultados - duplas

Legend:							
W	Winner		Double fault		Point to receiver - 2nd serve		Point to server - 2nd serve
	Ace - 1st Server		Point to receiver - 1st serve		Point to server - 1st serve		Service Break



Match Statistics

Estatísticas da partida

W	SHUKER Lucy WHILEY Jordanne (3)	GBR	6	0	6
	KAMIJI Yui NIJO Miho (4)	JPN	3	6	1
Match duration: 1h27min			33min	24min	30min

Court 9

Chair Umpire: NICOLELLA Vincenzo (ITA)

SHUKER L/WHILEY J (3)				KAMIJI Y/NIJO M (4)				
1set	2set	3set	Total		1set	2set	3set	Total
0	0	0	0	Total aces	0	1	0	1
2	1	1	4	Double faults	0	1	0	1
0	0	0	0	Service winners	0	0	0	0
17/26	9/15	16/22	42/63	1st serve	19/21	12/17	13/17	44/55
(65%)	(60%)	(73%)	(67%)	Aces on 1st serve	(90%)	(71%)	(76%)	(80%)
0	0	0	0	Points won on 1st serve	10/19	10/12	3/13	23/44
13/17	0/9	10/16	23/42	2nd Serve	(53%)	(83%)	(23%)	(52%)
(76%)	(0%)	(63%)	(55%)		2/2	4/5	4/4	10/11
7/9	5/6	5/6	17/21	Aces on 2nd Serve	(100%)	(80%)	(100%)	(91%)
(78%)	(83%)	(83%)	(81%)	Points won on 2nd serve	0	0	0	0
0	0	0	0		1/2	2/5	2/4	5/11
5/9	3/6	4/6	12/21	Receiving points won	(50%)	(40%)	(50%)	(45%)
(56%)	(50%)	(67%)	(57%)		8/26	12/15	8/22	28/63
10/21	5/17	12/17	27/55	Break point conversions	(31%)	(80%)	(36%)	(44%)
(48%)	(29%)	(71%)	(49%)		1/1	3/3	0/1	4/5
2/2	0/0	3/3	5/5	Total winners	(100%)	(100%)	(0%)	(80%)
(100%)	(0%)	(100%)	(100%)		0	1	0	1
0	0	0	0	Forehand winners	0	0	0	0
0	0	0	0	Backhand winners	0	0	0	0
0	0	0	0	Forced errors	0	0	0	0
2	1	1	4	Unforced errors	0	1	0	1
28	8	26	62	Total points won	19	24	13	56

	1set						2set						3set									
Shuker/Whiley (3)	*1	1	*1	2	*3	3	*4	5	*6	0	*0	0	*0	0	*0	1	*2	2	*3	4	*5	6
Kamiji/Nijo (4)	0	*1	2	*2	2	*3	3	*3	3	*1	2	*3	4	*5	6	*0	0	*1	1	*1	1	*1

Note:
Total winners is the sum of total aces, service winners, forehand winners and backhand winners.

Legend:
W Winner * Server

Only chair umpire statistics recorded for this match.



Scorecard - Doubles
Cartão de resultados - duplas

W	SHUKER Lucy WHILEY Jordanne (3)	GBR	6	0	6
	KAMIJI Yui NIJO Miho (4)	JPN	3	6	1
Match duration: 1h27min			33min	24min	30min

Court	Court 9	Scoring Rule	Normal 3 Set Match
Chair Umpire	NICOLELLA Vincenzo (ITA)	Match Code	WD402
Started	19:16	Finished	20:42

1st Set

Game 1: Lucy Shuker Serving													LS/JW YK/MN	
													1	0
Game 2: Yui Kamiji Serving													LS/JW YK/MN	
													1	1
Game 3: Jordanne Whiley Serving													LS/JW YK/MN	
													1	2
Game 4: Miho Niho Serving													LS/JW YK/MN	
													2	2
Game 5: Lucy Shuker Serving													LS/JW YK/MN	
													3	2
Game 6: Yui Kamiji Serving													LS/JW YK/MN	
													3	3
Game 7: Jordanne Whiley Serving													LS/JW YK/MN	
													4	3
Game 8: Miho Niho Serving													LS/JW YK/MN	
													5	3
Game 9: Lucy Shuker Serving													LS/JW YK/MN	
													6	3








2nd Set

Game 1: Yui Kamiji Serving													LS/JW YK/MN	
													0	1



Scorecard - Doubles

Cartão de resultados - duplas

Legend:							
W	Winner		Double fault		Point to receiver - 2nd serve		Point to server - 2nd serve
	Ace - 1st Server		Point to receiver - 1st serve		Point to server - 1st serve		Service Break



Match Statistics

Estadísticas da partida

W	GRIFFIOEN Jiske van KOOT Aniek (1)	NED	6	6
	BUIS Marjolein de GROOT Diede (2)	NED	4	2
Match duration: 1h49min			65min	44min

Centre Court

Chair Umpire: VREG Anja (SLO)

GRIFFIOEN J/van KOOT A (1)				BUIS M/de GROOT D (2)				
1set	2set	3set	Total		1set	2set	3set	Total
0	0		0	Total aces	0	0		0
6	3		9	Double faults	6	4		10
0	0		0	Service winners	0	0		0
31/44	17/24		48/68	1st serve	23/44	10/22		33/66
(70%)	(71%)		(71%)		(52%)	(45%)		(50%)
0	0		0	Aces on 1st serve	0	0		0
17/31	11/17		28/48	Points won on 1st serve	13/23	3/10		16/33
(55%)	(65%)		(58%)		(57%)	(30%)		(48%)
7/13	4/7		11/20	2nd Serve	15/21	8/12		23/33
(54%)	(57%)		(55%)		(71%)	(67%)		(70%)
0	0		0	Aces on 2nd Serve	0	0		0
4/13	1/7		5/20	Points won on 2nd serve	6/21	3/12		9/33
(31%)	(14%)		(25%)		(29%)	(25%)		(27%)
25/44	16/22		41/66	Receiving points won	23/44	12/24		35/68
(57%)	(73%)		(62%)		(52%)	(50%)		(51%)
4/8	4/5		8/13	Break point conversions	3/7	2/2		5/9
(50%)	(80%)		(62%)		(43%)	(100%)		(56%)
2	2		4	Total winners	8	6		14
1	0		1	Forehand winners	5	4		9
1	2		3	Backhand winners	3	2		5
5	1		6	Forced errors	7	3		10
29	11		40	Unforced errors	37	23		60
46	28		74	Total points won	42	18		60

	1set						2set											
Griffioen/van Koot (1)	*1	2	*2	3	*4	5	*5	5	*5	6	*0	1	*2	3	*3	4	*5	6
Buis/de Groot (2)	0	*0	1	*1	1	*1	2	*3	4	*4	1	*1	1	*1	2	*2	2	*2

Note:

Total winners is the sum of total aces, service winners, forehand winners and backhand winners.

Legend:

W Winner * Server



Scorecard - Doubles

Cartão de resultados - duplas

W	GRIFFIOEN Jiske van KOOT Aniek (1)	NED	6	6
	BUIS Marjolein de GROOT Diede (2)	NED	4	2
Match duration: 1h49min			65min	44min

Court	Centre Court	Scoring Rule	Normal 3 Set Match
Chair Umpire	VREG Anja (SLO)	Match Code	WD401
Started	14:03	Finished	15:53

1st Set

Game	Serving	JG/Av	MB/Dd
Game 1	Jiske Griffioen	1	0
Game 2	Marjolein Buis	2	0
Game 3	Aniek van Koot	2	1
Game 4	Diede de Groot	3	1
Game 5	Jiske Griffioen	4	1
Game 6	Marjolein Buis	5	1
Game 7	Aniek van Koot	5	2
Game 8	Diede de Groot	5	3
Game 9	Jiske Griffioen	5	4
Game 10	Marjolein Buis	6	4

2nd Set



Scorecard - Doubles

Cartão de resultados - duplas

Game	Server	Points	JG/Av	MB/Dd	Service Break
Game 1	Aniek van Koot	89 90 91 92 93	0	1	☀
Game 2	Diede de Groot	94 95 96 97 98 99	1	1	☀
Game 3	Jiske Griffioen	100 101 102 103 104	2	1	
Game 4	Marjolein Buis	105 106 107 108 109	3	1	☀
Game 5	Aniek van Koot	110 111 112 113 114 115 116 117	3	2	☀
Game 6	Diede de Groot	118 119 120 121 122 123	4	2	☀
Game 7	Jiske Griffioen	124 125 126 127 128 129	5	2	
Game 8	Marjolein Buis	130 131 132 133 134	6	2	☀

Legend:					
W	Winner	☐	Double fault	☐	Point to receiver - 2nd serve
☐	Point to receiver - 1st serve	☐	Point to server - 1st serve	☀	Point to server - 2nd serve
					Service Break



Entry List by Event
Lista de inscritos por evento
As of TUE 6 SEP 2016 at 17:07

Ranking 5 SEP 2016	Name	NPC Code	Qualified Type	Seed
1	ALCOTT Dylan	AUS		1
2	WAGNER David	USA		2
3	SITHOLE Lucas	RSA		3
4	LAPTHORNE Andy	GBR		4
5	ERENLIB Itai	ISR		
6	BARTEN Bryan	USA	BPC	
7	MOROISHI Mitsuteru	JPN		
8	WEINBERG Shraga	ISR		
10	BURDEKIN Jamie	GBR		
11	COTTERILL Antony	GBR		
12	KAWANO Shota	JPN		
13	CORRADI Alberto	ITA		
14	SILVA Ymanitu	BRA	BPC	
18	TAYLOR Nick	USA		
21	DAVIDSON Heath	AUS	BPC	
40	OLIVEIRA Rodrigo	BRA	BPC	

Legend:

BPC Bipartite Commission Place



Draw Sorteio

As of WED 14 SEP 2016 at 19:16

Rank	1 st Round	Seed	NPC	Quarterfinals	Semifinals	Final
1	ALCOTT Dylan	(1)	AUS	ALCOTT D (1) 6-0 6-0	ALCOTT D (1) 6-2 6-0	Gold: ALCOTT Dylan AUS Silver: LAPHORNE Andy GBR Bronze: WAGNER David USA
8	WEINBERG Shraga		ISR			
11	COTTERILL Antony		GBR	TAYLOR N 6-3 7-6(5)	ALCOTT D (1) 6-0 6-3	ALCOTT D (1) 6-0 6-3
18	TAYLOR Nick		USA			
3	SITHOLE Lucas	(3)	RSA	SITHOLE L (3) 6-1 6-2	SITHOLE L (3) 7-5 6-3	ALCOTT D (1) 6-3 6-4
12	KAWANO Shota		JPN			
10	BURDEKIN Jamie		GBR	SILVA Y (BPC) 6-2 2-6 6-1	LAPTHORNE A (4) 6-1 6-2	Gold Medal
14	SILVA Ymanitu (BPC)		BRA			
21	DAVIDSON Heath (BPC)		AUS	DAVIDSON H (BPC) 2-6 7-5 6-1	LAPTHORNE A (4) 6-2 6-3	LAPTHORNE A (4) 6-3 2-6 6-3
6	BARTEN Bryan (BPC)		USA			
13	CORRADI Alberto		ITA	LAPTHORNE A (4) 6-2 6-3	WAGNER D (2) 6-2 6-2	Bronze Medal
4	LAPTHORNE Andy	(4)	GBR			
7	MOROISHI Mitsuteru		JPN	MOROISHI M 6-1 6-0	SITHOLE L (3)	WAGNER D (2) 1-6 6-2 7-5
40	OLIVEIRA Rodrigo (BPC)		BRA			
5	ERENLIB Itai		ISR	WAGNER D (2) 6-4 6-4	WAGNER D (2)	
2	WAGNER David	(2)	USA			

Note:
Ranking as of 5 SEP 2016.

Legend:
BPC Bipartite Commission Place



Match Statistics

Estatísticas da partida

W	SITHOLE Lucas (3)	RSA	6	6
	KAWANO Shota	JPN	1	2
Match duration: 0h52min			21min	31min

Court 8

Chair Umpire: da FONTE MAIA Rafael (BRA)

SITHOLE Lucas (3)				KAWANO Shota				
1set	2set	3set	Total		1set	2set	3set	Total
0	0		0	Total aces	0	0		0
3	4		7	Double faults	2	3		5
0	0		0	Service winners	0	0		0
9/16	11/26		20/42	1st serve	16/24	15/26		31/50
(56%)	(42%)		(48%)		(67%)	(58%)		(62%)
0	0		0	Aces on 1st serve	0	0		0
7/9	6/11		13/20	Points won on 1st serve	5/16	4/15		9/31
(78%)	(55%)		(65%)		(31%)	(27%)		(29%)
4/7	11/15		15/22	2nd Serve	6/8	8/11		14/19
(57%)	(73%)		(68%)		(75%)	(73%)		(74%)
0	0		0	Aces on 2nd Serve	0	0		0
3/7	8/15		11/22	Points won on 2nd serve	2/8	6/11		8/19
(43%)	(53%)		(50%)		(25%)	(55%)		(42%)
17/24	16/26		33/50	Receiving points won	6/16	12/26		18/42
(71%)	(62%)		(66%)		(38%)	(46%)		(43%)
4/6	3/3		7/9	Break point conversions	1/1	1/1		2/2
(67%)	(100%)		(78%)		(100%)	(100%)		(100%)
0	0		0	Total winners	0	0		0
0	0		0	Forehand winners	0	0		0
0	0		0	Backhand winners	0	0		0
0	0		0	Forced errors	0	0		0
3	4		7	Unforced errors	2	3		5
0/0	0/0		0/0	Net points won	0/0	0/0		0/0
(0%)	(0%)		(0%)		(0%)	(0%)		(0%)
27	30		57	Total points won	13	22		35

	1set					2set									
SITHOLE Lucas (3)	1	*2	3	*3	4	*5	6	*0	1	*2	2	*3	4	*5	6
KAWANO Shota	*0	0	*0	1	*1	1	*1	1	*1	1	*2	2	*2	2	*2



Match Statistics

Estatísticas da partida

Note:
Total winners is the sum of total aces, service winners, forehand winners and backhand winners.

Legend:
W Winner * Server

Only chair umpire statistics recorded for this match.



Scorecard - Singles

Cartão de resultados - simples

W	SITHOLE Lucas (3)	RSA	6	6
	KAWANO Shota	JPN	1	2
Match duration: 0h52min			21min	31min

Court	Court 8	Scoring Rule	Normal 3 Set Match
Chair Umpire	da FONTE MAIA Rafael (BRA)	Match Code	QS103
Started	11:17	Finished	12:10

1st Set

Game 1: Shota Kawano Serving													LuSi	ShKa	
													1	0	
1	2	3	4	5	6										

Game 2: Lucas Sithole Serving													LuSi	ShKa	
													2	0	
7	8	9	10	11											

Game 3: Shota Kawano Serving													LuSi	ShKa	
													3	0	
12	13	14	15	16											

Game 4: Lucas Sithole Serving													LuSi	ShKa	
													3	1	
17	18	19	20	21	22										

Game 5: Shota Kawano Serving													LuSi	ShKa	
													4	1	
23	24	25	26	27	28	29	30								

Game 6: Lucas Sithole Serving													LuSi	ShKa	
													5	1	
31	32	33	34	35											

Game 7: Shota Kawano Serving													LuSi	ShKa	
													6	1	
36	37	38	39	40											

2nd Set

Game 1: Lucas Sithole Serving													LuSi	ShKa	
													0	1	
41	42	43	44												

Game 2: Shota Kawano Serving													LuSi	ShKa	
													1	1	
45	46	47	48	49	50	51	52	53	54						

Game 3: Lucas Sithole Serving													LuSi	ShKa	
													2	1	
55	56	57	58	59	60	61	62								






















Game 4: Shota Kawano Serving													LuSi	ShKa	
													2	2	
63	64	65	66	67	68										



























Scorecard - Singles

Cartão de resultados - simples














Game 5: Lucas Sithole Serving

																						LuSi	ShKa			
69	70	71	72	73	74																				3	2

























Game 6: Shota Kawano Serving







																							LuSi	ShKa		
75	76	77	78	79	80																				4	2

Game 7: Lucas Sithole Serving

																							LuSi	ShKa		
81	82	83	84	85	86	87	88																		5	2

Game 8: Shota Kawano Serving

																							LuSi	ShKa		
89	90	91	92																						6	2

Legend:	W Winner	 Point to receiver - 1st serve	 Point to server - 1st serve	 Double fault	 Point to receiver - 2nd serve	 Point to server - 2nd serve	 Service Break
----------------	----------	---	---	--	---	---	---



Match Statistics

Estatísticas da partida

	BURDEKIN Jamie	GBR	2	6	1
W	SILVA Ymanitu (BPC)	BRA	6	2	6
Match duration: 1h31min			29min	32min	30min

Court 9

Chair Umpire: CURUTCHET HOLM Rodolfo (URU)

BURDEKIN Jamie				SILVA Ymanitu (BPC)				
1set	2set	3set	Total		1set	2set	3set	Total
0	1	0	1	Total aces	0	2	0	2
2	1	3	6	Double faults	0	2	1	3
0	0	0	0	Service winners	0	0	0	0
16/24	18/25	10/18	44/67	1st serve	19/22	24/27	9/17	52/66
(67%)	(72%)	(56%)	(66%)		(86%)	(89%)	(53%)	(79%)
0	1	0	1	Aces on 1st serve	0	2	0	2
10/16	12/18	2/10	24/44	Points won on 1st serve	14/19	14/24	6/9	34/52
(63%)	(67%)	(20%)	(55%)		(74%)	(58%)	(67%)	(65%)
6/8	6/7	5/8	17/23	2nd Serve	3/3	1/3	7/8	11/14
(75%)	(86%)	(63%)	(74%)		(100%)	(33%)	(88%)	(79%)
0	0	0	0	Aces on 2nd Serve	0	0	0	0
2/8	6/7	0/8	8/23	Points won on 2nd serve	3/3	0/3	4/8	7/14
(25%)	(86%)	(0%)	(35%)		(100%)	(0%)	(50%)	(50%)
5/22	13/27	7/17	25/66	Receiving points won	12/24	7/25	16/18	35/67
(23%)	(48%)	(41%)	(38%)		(50%)	(28%)	(89%)	(52%)
0/0	2/3	1/3	3/6	Break point conversions	2/3	0/4	4/5	6/12
(0%)	(67%)	(33%)	(50%)		(67%)	(0%)	(80%)	(50%)
0	1	0	1	Total winners	0	2	0	2
0	0	0	0	Forehand winners	0	0	0	0
0	0	0	0	Backhand winners	0	0	0	0
0	0	0	0	Forced errors	0	0	0	0
2	1	3	6	Unforced errors	0	2	1	3
0/0	0/0	0/0	0/0	Net points won	0/0	0/0	0/0	0/0
(0%)	(0%)	(0%)	(0%)		(0%)	(0%)	(0%)	(0%)
17	31	9	57	Total points won	29	21	26	76

	1set						2set						3set										
BURDEKIN Jamie	*1	1	*1	1	*2	2	*2	2	*1	2	*3	3	*4	4	*5	6	*0	0	*0	1	*1	1	*1
SILVA Ymanitu (BPC)	0	*1	2	*3	3	*4	5	*6	0	*0	0	*1	1	*2	2	*2	1	*2	3	*3	4	*5	6



Match Statistics

Estatísticas da partida

Note:
Total winners is the sum of total aces, service winners, forehand winners and backhand winners.

Legend:
BPC Bipartite Commission Place W Winner * Server

Only chair umpire statistics recorded for this match.



Scorecard - Singles

Cartão de resultados - simples

	BURDEKIN Jamie	GBR	2	6	1
W	SILVA Ymanitu (BPC)	BRA	6	2	6
Match duration: 1h31min			29min	32min	30min

Court	Court 9	Scoring Rule	Normal 3 Set Match
Chair Umpire	CURUTCHET HOLM Rodolfo (URU)	Match Code	QS104
Started	11:09	Finished	12:40

1st Set

Game	Serving	JaBu	YmSi
Game 1	Jamie Burdekin	1	0
Game 2	Ymanitu Silva	1	1
Game 3	Jamie Burdekin	1	2
Game 4	Ymanitu Silva	1	3
Game 5	Jamie Burdekin	2	3
Game 6	Ymanitu Silva	2	4
Game 7	Jamie Burdekin	2	5
Game 8	Ymanitu Silva	2	6








2nd Set

Game	Serving	JaBu	YmSi
Game 1	Jamie Burdekin	1	0
Game 2	Ymanitu Silva	2	0
Game 3	Jamie Burdekin	3	0



Scorecard - Singles

Cartão de resultados - simples

Legend:							
BPC	Bipartite Commission Place	W	Winner		Double fault		Point to receiver - 2nd serve
	Point to server - 2nd serve		Ace - 1st Server		Point to receiver - 1st serve		Point to server - 1st serve
	Service Break						



Match Statistics

Estatísticas da partida

W	ALCOTT Dylan (1)	AUS	6	6
	WEINBERG Shraga	ISR	0	0
Match duration: 0h41min			20min	21min

Court 2

Chair Umpire: GOKHALE Shreeram (IND)

ALCOTT Dylan (1)				WEINBERG Shraga				
1set	2set	3set	Total		1set	2set	3set	Total
1	1		2	Total aces	0	0		0
1	0		1	Double faults	1	1		2
0	0		0	Service winners	0	0		0
12/16	7/14		19/30	1st serve	16/20	13/16		29/36
(75%)	(50%)		(63%)		(80%)	(81%)		(81%)
1	0		1	Aces on 1st serve	0	0		0
10/12	5/7		15/19	Points won on 1st serve	6/16	4/13		10/29
(83%)	(71%)		(79%)		(38%)	(31%)		(34%)
3/4	7/7		10/11	2nd Serve	3/4	2/3		5/7
(75%)	(100%)		(91%)		(75%)	(67%)		(71%)
0	1		1	Aces on 2nd Serve	0	0		0
3/4	7/7		10/11	Points won on 2nd serve	1/4	0/3		1/7
(75%)	(100%)		(91%)		(25%)	(0%)		(14%)
13/20	12/16		25/36	Receiving points won	3/16	2/14		5/30
(65%)	(75%)		(69%)		(19%)	(14%)		(17%)
3/6	3/4		6/10	Break point conversions	0/0	0/0		0/0
(50%)	(75%)		(60%)		(0%)	(0%)		(0%)
14	16		30	Total winners	5	2		7
11	10		21	Forehand winners	4	1		5
2	5		7	Backhand winners	1	1		2
1	1		2	Forced errors	4	1		5
4	3		7	Unforced errors	8	7		15
3/3	4/4		7/7	Net points won	2/6	2/8		4/14
(100%)	(100%)		(100%)		(33%)	(25%)		(29%)
26	24		50	Total points won	10	6		16

	1set					2set						
ALCOTT Dylan (1)	*1	2	*3	4	*5	6	*1	2	*3	4	*5	6
WEINBERG Shraga	0	*0	0	*0	0	*0	0	*0	0	*0	0	*0

Note:

Total winners is the sum of total aces, service winners, forehand winners and backhand winners.

Legend:

W Winner * Server



Match Statistics

Estatísticas da partida

	COTTERILL Antony	GBR	3	6 (5)
W	TAYLOR Nick	USA	6	7
Match duration: 1h22min			34min	48min

Court 8

Chair Umpire: LEAK Robert (AUS)

COTTERILL Antony				TAYLOR Nick			
1set	2set	3set	Total	1set	2set	3set	Total
4	2		6	Total aces	2	2	4
3	3		6	Double faults	0	0	0
0	0		0	Service winners	0	0	0
17/26	21/35		38/61	1st serve	23/31	27/39	50/70
(65%)	(60%)		(62%)		(74%)	(69%)	(71%)
3	1		4	Aces on 1st serve	2	2	4
9/17	12/21		21/38	Points won on 1st serve	13/23	17/27	30/50
(53%)	(57%)		(55%)		(57%)	(63%)	(60%)
6/9	11/14		17/23	2nd Serve	8/8	12/12	20/20
(67%)	(79%)		(74%)		(100%)	(100%)	(100%)
1	1		2	Aces on 2nd Serve	0	0	0
4/9	8/14		12/23	Points won on 2nd serve	5/8	4/12	9/20
(44%)	(57%)		(52%)		(63%)	(33%)	(45%)
13/31	18/39		31/70	Receiving points won	13/26	15/35	28/61
(42%)	(46%)		(44%)		(50%)	(43%)	(46%)
1/2	2/3		3/5	Break point conversions	2/2	2/2	4/4
(50%)	(67%)		(60%)		(100%)	(100%)	(100%)
4	2		6	Total winners	2	2	4
0	0		0	Forehand winners	0	0	0
0	0		0	Backhand winners	0	0	0
0	0		0	Forced errors	0	0	0
3	3		6	Unforced errors	0	0	0
0/0	0/0		0/0	Net points won	0/0	0/0	0/0
(0%)	(0%)		(0%)		(0%)	(0%)	(0%)
26	38		64	Total points won	31	36	67

	1set					2set										
COTTERILL Antony	0*	1*	1*	2*	2*3	3	*1	1*	2*	3*	3	4*	5*	5*	6	6(5)
TAYLOR Nick	*1	1*	2*	3*	4*	5*	5*	6	6	7						

Note:
Total winners is the sum of total aces, service winners, forehand winners and backhand winners.

Legend:
W Winner * Server



Scorecard - Singles

Cartão de resultados - simples

W	ALCOTT Dylan (1)	AUS	6	6
	WEINBERG Shraga	ISR	0	0
Match duration: 0h41min			20min	21min

Court	Court 2	Scoring Rule	Normal 3 Set Match
Chair Umpire	GOKHALE Shreeram (IND)	Match Code	QS101
Started	13:17	Finished	13:58

1st Set

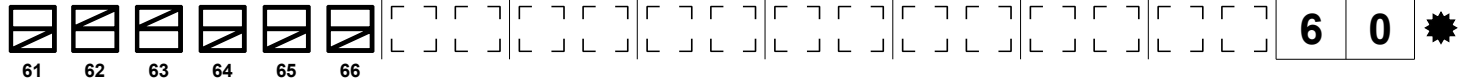
Game 1: Dylan Alcott Serving													DyAl	ShWe																																																																																																																																																																																																																																																																																																																																																																																																																																																																																																																																																																																																																																																																																																																																																																																		











Scorecard - Singles

Cartão de resultados - simples

Game 6: Shraga Weinberg Serving



Legend:							
W	Winner		Ace - 2nd Server		Double fault		Point to receiver - 2nd serve
	Point to server - 2nd serve		Ace - 1st Server		Point to receiver - 1st serve		Point to server - 1st serve
	Service Break						



Scorecard - Singles

Cartão de resultados - simples

	COTTERILL Antony	GBR	3	6 (5)
W	TAYLOR Nick	USA	6	7
Match duration: 1h22min			34min	48min

Court	Court 8	Scoring Rule	Normal 3 Set Match
Chair Umpire	LEAK Robert (AUS)	Match Code	QS102
Started	12:34	Finished	13:57

1st Set

Game	Serving	AnCo	NiTa
Game 1	Nick Taylor	0	1
Game 2	Antony Cotterill	1	1
Game 3	Nick Taylor	1	2
Game 4	Antony Cotterill	1	3
Game 5	Nick Taylor	2	3
Game 6	Antony Cotterill	2	4
Game 7	Nick Taylor	2	5
Game 8	Antony Cotterill	3	5
Game 9	Nick Taylor	3	6

2nd Set

Game	Serving	AnCo	NiTa
Game 1	Antony Cotterill	1	0
Game 2	Nick Taylor	1	1



Scorecard - Singles

Cartão de resultados - simples

Game	Serving	Score	AnCo	NiTa
Game 3	Antony Cotterill	69 70 71 72	2	1
Game 4	Nick Taylor	73 74 75 76 77	3	1
Game 5	Antony Cotterill	78 79 80 81	3	2
Game 6	Nick Taylor	82 83 84 85 86	4	2
Game 7	Antony Cotterill	87 88 89 90	5	2
Game 8	Nick Taylor	91 92 93 94 95 96	5	3
Game 9	Antony Cotterill	97 98 99 100 101 102	5	4
Game 10	Nick Taylor	103 104 105 106 107 108	5	5
Game 11	Antony Cotterill	109 110 111 112 113 114	6	5
Game 12	Nick Taylor	115 116 117 118 119	6	6
TB - Antony Cotterill		120 123 124 127 128 131	6	7
TB - Nick Taylor		121 122 125 126 129 130	(5)	(7)



Scorecard - Singles

Cartão de resultados - simples

Legend:							
TB	Tie-break	W	Winner	☐	Ace - 2nd Server	☐	Double fault
☐	Point to receiver - 2nd serve	☐	Point to server - 2nd serve	☐	Ace - 1st Server	☐	Point to receiver - 1st serve
☐	Point to server - 1st serve	●	Service Break				



Match Statistics

Estatísticas da partida

	CORRADI Alberto	ITA	2	3
W	LAPTHORNE Andy (4)	GBR	6	6
Match duration: 1h03min			31min	32min

Court 9

Chair Umpire: CURUTCHET HOLM Rodolfo (URU)

CORRADI Alberto				LAPTHORNE Andy (4)				
1set	2set	3set	Total		1set	2set	3set	Total
1	0		1	Total aces	2	0		2
2	1		3	Double faults	8	2		10
0	0		0	Service winners	0	0		0
9/22	14/22		23/44	1st serve	17/36	14/28		31/64
(41%)	(64%)		(52%)		(47%)	(50%)		(48%)
1	0		1	Aces on 1st serve	2	0		2
3/9	6/14		9/23	Points won on 1st serve	11/17	9/14		20/31
(33%)	(43%)		(39%)		(65%)	(64%)		(65%)
11/13	7/8		18/21	2nd Serve	11/19	12/14		23/33
(85%)	(88%)		(86%)		(58%)	(86%)		(70%)
0	0		0	Aces on 2nd Serve	0	0		0
5/13	2/8		7/21	Points won on 2nd serve	9/19	7/14		16/33
(38%)	(25%)		(33%)		(47%)	(50%)		(48%)
16/36	12/28		28/64	Receiving points won	14/22	14/22		28/44
(44%)	(43%)		(44%)		(64%)	(64%)		(64%)
1/8	2/3		3/11	Break point conversions	3/3	3/3		6/6
(13%)	(67%)		(27%)		(100%)	(100%)		(100%)
1	0		1	Total winners	2	0		2
0	0		0	Forehand winners	0	0		0
0	0		0	Backhand winners	0	0		0
0	0		0	Forced errors	0	0		0
2	1		3	Unforced errors	8	2		10
0/0	0/0		0/0	Net points won	0/0	0/0		0/0
(0%)	(0%)		(0%)		(0%)	(0%)		(0%)
24	20		44	Total points won	34	30		64

	1set					2set				
CORRADI Alberto	0	*0	1	*1	1	*2	2	*2		
LAPTHORNE Andy (4)	*1	2	*2	3	*4	4	*5	6		



Match Statistics

Estatísticas da partida

Note:
Total winners is the sum of total aces, service winners, forehand winners and backhand winners.

Legend:
W Winner * Server

Only chair umpire statistics recorded for this match.



Scorecard - Singles

Cartão de resultados - simples

	CORRADI Alberto	ITA	2	3
W	LAPTHORNE Andy (4)	GBR	6	6
Match duration: 1h03min			31min	32min

Court	Court 9	Scoring Rule	Normal 3 Set Match
Chair Umpire	CURUTCHET HOLM Rodolfo (URU)	Match Code	QS106
Started	15:03	Finished	16:06

1st Set

Game 1: Andy Laphorne Serving													AICo	AnLa
													0	1
1	2	3	4	5	6									
Game 2: Alberto Corradi Serving													AICo	AnLa
													0	2
7	8	9	10	11										
Game 3: Andy Laphorne Serving													AICo	AnLa
													1	2
12	13	14	15	16	17	18	19	20	21					
Game 4: Alberto Corradi Serving													AICo	AnLa
													1	3
22	23	24	25	26										
Game 5: Andy Laphorne Serving													AICo	AnLa
													1	4
27	28	29	30	31	32	33	34	35	36	37	38	39	40	
Game 6: Alberto Corradi Serving													AICo	AnLa
													2	4
41	42	43	44	45	46									
Game 7: Andy Laphorne Serving													AICo	AnLa
													2	5
47	48	49	50	51	52									
Game 8: Alberto Corradi Serving													AICo	AnLa
													2	6
53	54	55	56	57	58									

2nd Set

Game 1: Andy Laphorne Serving													AICo	AnLa
													0	1
59	60	61	62	63	64									
Game 2: Alberto Corradi Serving													AICo	AnLa
													0	2
65	66	67	68	69										
Game 3: Andy Laphorne Serving													AICo	AnLa
													1	2
70	71	72	73	74										



Match Statistics

Estatísticas da partida

W	DAVIDSON Heath (BPC)	AUS	2	7	6
	BARTEN Bryan (BPC)	USA	6	5	1
Match duration: 2h13min			31min	52min	50min

Court 8

Chair Umpire: da FONTE MAIA Rafael (BRA)

DAVIDSON Heath (BPC)				BARTEN Bryan (BPC)				
1set	2set	3set	Total		1set	2set	3set	Total
0	0	0	0	Total aces	0	0	0	0
2	1	3	6	Double faults	0	3	3	6
0	0	0	0	Service winners	0	0	0	0
17/23	24/35	17/21	58/79	1st serve	18/20	35/49	21/30	74/99
(74%)	(69%)	(81%)	(73%)		(90%)	(71%)	(70%)	(75%)
0	0	0	0	Aces on 1st serve	0	0	0	0
6/17	13/24	10/17	29/58	Points won on 1st serve	12/18	18/35	9/21	39/74
(35%)	(54%)	(59%)	(50%)		(67%)	(51%)	(43%)	(53%)
4/6	10/11	1/4	15/21	2nd Serve	2/2	11/14	6/9	19/25
(67%)	(91%)	(25%)	(71%)		(100%)	(79%)	(67%)	(76%)
0	0	0	0	Aces on 2nd Serve	0	0	0	0
2/6	5/11	1/4	8/21	Points won on 2nd serve	0/2	6/14	1/9	7/25
(33%)	(45%)	(25%)	(38%)		(0%)	(43%)	(11%)	(28%)
8/20	25/49	20/30	53/99	Receiving points won	15/23	17/35	10/21	42/79
(40%)	(51%)	(67%)	(54%)		(65%)	(49%)	(48%)	(53%)
1/1	3/6	4/8	8/15	Break point conversions	3/4	2/2	1/1	6/7
(100%)	(50%)	(50%)	(53%)		(75%)	(100%)	(100%)	(86%)
0	0	0	0	Total winners	0	0	0	0
0	0	0	0	Forehand winners	0	0	0	0
0	0	0	0	Backhand winners	0	0	0	0
0	0	0	0	Forced errors	0	0	0	0
2	1	3	6	Unforced errors	0	3	3	6
0/0	0/0	0/0	0/0	Net points won	0/0	0/0	0/0	0/0
(0%)	(0%)	(0%)	(0%)		(0%)	(0%)	(0%)	(0%)
16	43	31	90	Total points won	27	41	20	88

	1set						2set						3set					
DAVIDSON Heath (BPC)	0*	1	1*	1*	1*	2*2	1*2	3*3	3*3	3*4	4*5	6*7	1*1	2*3	4*5	6		
BARTEN Bryan (BPC)	*1	1*2	3*4	5*5	6	*0	0*0	1*2	3*4	4*5	5*5	5	*0	1*1	1*1	1*1		

Note:
Total winners is the sum of total aces, service winners, forehand winners and backhand winners.

Legend:
BPC Bipartite Commission Place W Winner * Server



Scorecard - Singles
Cartão de resultados - simples

W	DAVIDSON Heath (BPC)	AUS	2	7	6
	BARTEN Bryan (BPC)	USA	6	5	1
Match duration: 2h13min			31min	52min	50min

Court	Court 8	Scoring Rule	Normal 3 Set Match
Chair Umpire	da FONTE MAIA Rafael (BRA)	Match Code	QS105
Started	14:29	Finished	16:42

1st Set

Game 1: Bryan Barten Serving													HeDa	BrBa
													0	1
1	2	3	4	5	6									
Game 2: Heath Davidson Serving													HeDa	BrBa
													1	1
7	8	9	10	11	12	13	14							
Game 3: Bryan Barten Serving													HeDa	BrBa
													1	2
15	16	17	18	19										
Game 4: Heath Davidson Serving													HeDa	BrBa
													1	3
20	21	22	23											
Game 5: Bryan Barten Serving													HeDa	BrBa
													1	4
24	25	26	27	28										
Game 6: Heath Davidson Serving													HeDa	BrBa
													1	5
29	30	31	32	33										
Game 7: Bryan Barten Serving													HeDa	BrBa
													2	5
34	35	36	37											
Game 8: Heath Davidson Serving													HeDa	BrBa
													2	6
38	39	40	41	42	43									

2nd Set








Game 1: Bryan Barten Serving													HeDa	BrBa
													1	0
44	45	46	47	48										
Game 2: Heath Davidson Serving													HeDa	BrBa
													2	0
49	50	51	52	53	54									
Game 3: Bryan Barten Serving													HeDa	BrBa
													3	0
55	56	57	58	59	60	61	62							
















Scorecard - Singles

Cartão de resultados - simples







Game 6: Heath Davidson Serving

												HeDa	BrBa
												5	1
167	168	169	170	171	172								

Game 7: Bryan Barten Serving

												HeDa	BrBa	
												6	1	
173	174	175	176	177	178									

Legend:

BPC	Bipartite Commission Place	W	Winner		Double fault		Point to receiver - 2nd serve
	Point to server - 2nd serve		Point to receiver - 1st serve		Point to server - 1st serve		Service Break



Match Statistics

Estatísticas da partida

W	DAVIDSON Heath (BPC)	AUS	2	7	6
	BARTEN Bryan (BPC)	USA	6	5	1
Match duration: 2h13min			31min	52min	50min

Court 8

Chair Umpire: da FONTE MAIA Rafael (BRA)

DAVIDSON Heath (BPC)				BARTEN Bryan (BPC)				
1set	2set	3set	Total		1set	2set	3set	Total
0	0	0	0	Total aces	0	0	0	0
2	1	3	6	Double faults	0	3	3	6
0	0	0	0	Service winners	0	0	0	0
17/23	24/35	17/21	58/79	1st serve	18/20	35/49	21/30	74/99
(74%)	(69%)	(81%)	(73%)		(90%)	(71%)	(70%)	(75%)
0	0	0	0	Aces on 1st serve	0	0	0	0
6/17	13/24	10/17	29/58	Points won on 1st serve	12/18	18/35	9/21	39/74
(35%)	(54%)	(59%)	(50%)		(67%)	(51%)	(43%)	(53%)
4/6	10/11	1/4	15/21	2nd Serve	2/2	11/14	6/9	19/25
(67%)	(91%)	(25%)	(71%)		(100%)	(79%)	(67%)	(76%)
0	0	0	0	Aces on 2nd Serve	0	0	0	0
2/6	5/11	1/4	8/21	Points won on 2nd serve	0/2	6/14	1/9	7/25
(33%)	(45%)	(25%)	(38%)		(0%)	(43%)	(11%)	(28%)
8/20	25/49	20/30	53/99	Receiving points won	15/23	17/35	10/21	42/79
(40%)	(51%)	(67%)	(54%)		(65%)	(49%)	(48%)	(53%)
1/1	3/6	4/8	8/15	Break point conversions	3/4	2/2	1/1	6/7
(100%)	(50%)	(50%)	(53%)		(75%)	(100%)	(100%)	(86%)
0	0	0	0	Total winners	0	0	0	0
0	0	0	0	Forehand winners	0	0	0	0
0	0	0	0	Backhand winners	0	0	0	0
0	0	0	0	Forced errors	0	0	0	0
2	1	3	6	Unforced errors	0	3	3	6
0/0	0/0	0/0	0/0	Net points won	0/0	0/0	0/0	0/0
(0%)	(0%)	(0%)	(0%)		(0%)	(0%)	(0%)	(0%)
16	43	31	90	Total points won	27	41	20	88

	1set						2set						3set														
DAVIDSON Heath (BPC)	0	*1	1	*1	1	*1	2	*2	1	*2	3	*3	3	*3	3	*4	4	*5	6	*7	1	*1	2	*3	4	*5	6
BARTEN Bryan (BPC)	*1	1	*2	3	*4	5	*5	6	*0	0	*0	1	*2	3	*4	4	*5	5	*5	5	*0	1	*1	1	*1	1	*1



Match Statistics

Estatísticas da partida

Note:
Total winners is the sum of total aces, service winners, forehand winners and backhand winners.

Legend:
BPC Bipartite Commission Place W Winner * Server

Only chair umpire statistics recorded for this match.



Match Statistics

Estatísticas da partida

W	MOROISHI Mitsuteru	JPN	6	6
	OLIVEIRA Rodrigo (BPC)	BRA	1	0
Match duration: 0h36min			19min	17min

Court 9

Chair Umpire: BARBOZA Pablo (ARG)

MOROISHI Mitsuteru				OLIVEIRA Rodrigo (BPC)				
1set	2set	3set	Total		1set	2set	3set	Total
4	7		11	Total aces	0	0		0
0	0		0	Double faults	4	0		4
0	0		0	Service winners	0	0		0
10/17	9/12		19/29	1st serve	7/15	12/14		19/29
(59%)	(75%)		(66%)		(47%)	(86%)		(66%)
4	6		10	Aces on 1st serve	0	0		0
10/10	9/9		19/19	Points won on 1st serve	4/7	1/12		5/19
(100%)	(100%)		(100%)		(57%)	(8%)		(26%)
7/7	3/3		10/10	2nd Serve	4/8	2/2		6/10
(100%)	(100%)		(100%)		(50%)	(100%)		(60%)
0	1		1	Aces on 2nd Serve	0	0		0
6/7	3/3		9/10	Points won on 2nd serve	1/8	1/2		2/10
(86%)	(100%)		(90%)		(13%)	(50%)		(20%)
10/15	12/14		22/29	Receiving points won	1/17	0/12		1/29
(67%)	(86%)		(76%)		(6%)	(0%)		(3%)
2/3	3/5		5/8	Break point conversions	0/0	0/0		0/0
(67%)	(60%)		(63%)		(0%)	(0%)		(0%)
4	7		11	Total winners	0	0		0
0	0		0	Forehand winners	0	0		0
0	0		0	Backhand winners	0	0		0
0	0		0	Forced errors	0	0		0
0	0		0	Unforced errors	4	0		4
0/0	0/0		0/0	Net points won	0/0	0/0		0/0
(0%)	(0%)		(0%)		(0%)	(0%)		(0%)
26	24		50	Total points won	6	2		8

	1set					2set				
MOROISHI Mitsuteru	*1	2*3	4*5	5*6		1*2	3*4	5*6		
OLIVEIRA Rodrigo (BPC)	0*0	0*0	0*1	1		*0	0*0	0*0	0	



Match Statistics

Estatísticas da partida

Note:
Total winners is the sum of total aces, service winners, forehand winners and backhand winners.

Legend:
BPC Bipartite Commission Place W Winner * Server

Only chair umpire statistics recorded for this match.



Scorecard - Singles
Cartão de resultados - simples

W	MOROISHI Mitsuteru	JPN	6	6
	OLIVEIRA Rodrigo (BPC)	BRA	1	0
Match duration: 0h36min			19min	17min

Court	Court 9	Scoring Rule	Normal 3 Set Match
Chair Umpire	BARBOZA Pablo (ARG)	Match Code	QS107
Started	16:28	Finished	17:05

1st Set

Game 1: Mitsuteru Moroishi Serving													MiMo	RoOI
													1	0
1	2	3	4	5										
Game 2: Rodrigo Oliveira Serving													MiMo	RoOI
													2	0
6	7	8	9											
Game 3: Mitsuteru Moroishi Serving													MiMo	RoOI
													3	0
10	11	12	13											
Game 4: Rodrigo Oliveira Serving													MiMo	RoOI
													4	0
14	15	16	17	18										
Game 5: Mitsuteru Moroishi Serving													MiMo	RoOI
													5	0
19	20	21	22											
Game 6: Rodrigo Oliveira Serving													MiMo	RoOI
													5	1
23	24	25	26	27	28									
Game 7: Mitsuteru Moroishi Serving													MiMo	RoOI
													6	1
29	30	31	32											

2nd Set

Game 1: Rodrigo Oliveira Serving													MiMo	RoOI
													1	0
33	34	35	36	37	38									
Game 2: Mitsuteru Moroishi Serving													MiMo	RoOI
													2	0
39	40	41	42											
Game 3: Rodrigo Oliveira Serving													MiMo	RoOI
													3	0
43	44	45	46											
Game 4: Mitsuteru Moroishi Serving													MiMo	RoOI
													4	0
47	48	49	50											



Match Statistics

Estatísticas da partida

	ERENLIB Itai	ISR	4	4
W	WAGNER David (2)	USA	6	6
Match duration: 1h20min			37min	45min

Court 2

Chair Umpire: GOKHALE Shreeram (IND)

ERENLIB Itai				WAGNER David (2)				
1set	2set	3set	Total		1set	2set	3set	Total
0	0		0	Total aces	1	0		1
2	3		5	Double faults	0	2		2
0	0		0	Service winners	0	0		0
21/28	21/30		42/58	1st serve	18/26	20/30		38/56
(75%)	(70%)		(72%)		(69%)	(67%)		(68%)
0	0		0	Aces on 1st serve	1	0		1
12/21	14/21		26/42	Points won on 1st serve	10/18	12/20		22/38
(57%)	(67%)		(62%)		(56%)	(60%)		(58%)
5/7	6/9		11/16	2nd Serve	8/8	8/10		16/18
(71%)	(67%)		(69%)		(100%)	(80%)		(89%)
0	0		0	Aces on 2nd Serve	0	0		0
2/7	1/9		3/16	Points won on 2nd serve	5/8	5/10		10/18
(29%)	(11%)		(19%)		(63%)	(50%)		(56%)
11/26	13/30		24/56	Receiving points won	14/28	15/30		29/58
(42%)	(43%)		(43%)		(50%)	(50%)		(50%)
2/2	2/3		4/5	Break point conversions	3/5	3/7		6/12
(100%)	(67%)		(80%)		(60%)	(43%)		(50%)
14	5		19	Total winners	11	12		23
11	4		15	Forehand winners	7	7		14
3	1		4	Backhand winners	3	5		8
5	8		13	Forced errors	2	7		9
13	12		25	Unforced errors	9	16		25
2/7	1/9		3/16	Net points won	5/10	4/11		9/21
(29%)	(11%)		(19%)		(50%)	(36%)		(43%)
25	28		53	Total points won	29	32		61

	1set						2set					
ERENLIB Itai	1*2	2*2	2*2	2*3	4*4		0*0	1*2	3*4	4*4	4*4	
WAGNER David (2)	*0	0*1	2*3	4*5	5*5	6	*1	2*2	2*2	2*3	4*5	6



Match Statistics

Estatísticas da partida

Note:
Total winners is the sum of total aces, service winners, forehand winners and backhand winners.

Legend:
W Winner * Server

Only chair umpire statistics recorded for this match.



Scorecard - Singles

























Cartão de resultados - simples

	ERENLIB Itai	ISR	4	4
W	WAGNER David (2)	USA	6	6
Match duration: 1h20min			37min	45min

Court	Court 2	Scoring Rule	Normal 3 Set Match
Chair Umpire	GOKHALE Shreeram (IND)	Match Code	QS108
Started	16:11	Finished	17:33

1st Set

Game 1: David Wagner Serving

																																																																																																																																																																																																																																																																																																																																															
--	---	---	---	---	---	---	---	---	---	---	---	---	---	--	---	---	---	---	---	---	---	---	---	---	---	---	---	---	---	---	---	---	---	---	---	---	---	---	---	---	---	---	---	---	---	---	---	---	---	---	---	---	---	---	---	---	---	---	---	---	---	---	---	---	---	---	---	---	---	---	---	---	---	---	---	---	---	---	---	---	---	---	---	---	---	---	---	---	---	---	---	---	---	---	---	---	---	---	---	---	---	---	---	---	---	---	---	---	---	---	---	---	---	---	---	---	---	---	---	---	---	---	---	---	---	---	---	---	---	---	---	---	---	---	---	---	---	---	---	---	---	---	---	---	---	---	---	---	---	---	---	---	---	---	---	--	--	--	--	--	--	--	--	--	--	--	--	--	--	--	--	--	--	--	--	--	--	--	--	--	--	--	--	--	--	--	--	--	--	--	--	--	--	--	--	--	--	--	--	--	--	--	--	--	--	--	--	--	--	--	--	--	--	--	--	--	--	--	--	--	--	--	--	--	--	--	--	--	--	--	--	--	--	--	--	--	--	--	--	--	--	--	--	--	--	--	--	--	--	--	--	--	--	--	--	--	--	--	--	--	--	--	--	--	--	--	--	--	--	--	--	--	--	--	--	--	--	--	--	--	--	--	--	--	--	--	--	--	--	--	--	--	--	--	--	--	--	--	--	--	--	--	--	--	--	--	--	--	--	--	--	--	--	--	--	--	--	--	--	--	--	--	--	--	--	--	--	--	--	--	--	--	--	--	--



Match Statistics

Estatísticas da partida

W	ALCOTT Dylan (1)	AUS	6	6
	TAYLOR Nick	USA	2	0
Match duration: 0h41min			22min	19min

Court 8

Chair Umpire: WEISS Manuel (AUT)

ALCOTT Dylan (1)				TAYLOR Nick				
1set	2set	3set	Total		1set	2set	3set	Total
0	1		1	Total aces	0	0		0
1	0		1	Double faults	1	0		1
0	0		0	Service winners	0	0		0
11/18	13/16		24/34	1st serve	15/20	10/15		25/35
(61%)	(81%)		(71%)		(75%)	(67%)		(71%)
0	1		1	Aces on 1st serve	0	0		0
8/11	11/13		19/24	Points won on 1st serve	6/15	3/10		9/25
(73%)	(85%)		(79%)		(40%)	(30%)		(36%)
6/7	3/3		9/10	2nd Serve	4/5	5/5		9/10
(86%)	(100%)		(90%)		(80%)	(100%)		(90%)
0	0		0	Aces on 2nd Serve	0	0		0
6/7	1/3		7/10	Points won on 2nd serve	0/5	0/5		0/10
(86%)	(33%)		(70%)		(0%)	(0%)		(0%)
14/20	12/15		26/35	Receiving points won	4/18	4/16		8/34
(70%)	(80%)		(74%)		(22%)	(25%)		(24%)
3/3	3/4		6/7	Break point conversions	1/2	0/0		1/2
(100%)	(75%)		(86%)		(50%)	(0%)		(50%)
0	1		1	Total winners	0	0		0
0	0		0	Forehand winners	0	0		0
0	0		0	Backhand winners	0	0		0
0	0		0	Forced errors	0	0		0
1	0		1	Unforced errors	1	0		1
0/0	0/0		0/0	Net points won	0/0	0/0		0/0
(0%)	(0%)		(0%)		(0%)	(0%)		(0%)
28	24		52	Total points won	10	7		17

	1set						2set					
	*1	1*2	3*4	5*5	6		*1	2*3	4*5	6		
ALCOTT Dylan (1)												
TAYLOR Nick	0	*1	1	*1	1	*1	2	*2				



Match Statistics

Estatísticas da partida

Note:
Total winners is the sum of total aces, service winners, forehand winners and backhand winners.

Legend:
W Winner * Server

Only chair umpire statistics recorded for this match.



Scorecard - Singles

Cartão de resultados - simples

W	ALCOTT Dylan (1)	AUS	6	6
	TAYLOR Nick	USA	2	0
Match duration: 0h41min			22min	19min

Court	Court 8	Scoring Rule	Normal 3 Set Match
Chair Umpire	WEISS Manuel (AUT)	Match Code	QS201
Started	11:04	Finished	11:44

1st Set

Game	Serving	DyAI	NiTa
Game 1	Dylan Alcott	1	0
Game 2	Nick Taylor	1	1
Game 3	Dylan Alcott	2	1
Game 4	Nick Taylor	3	1
Game 5	Dylan Alcott	4	1
Game 6	Nick Taylor	5	1
Game 7	Dylan Alcott	5	2
Game 8	Nick Taylor	6	2

2nd Set






















Game	Serving	DyAI	NiTa
Game 1	Dylan Alcott	1	0
Game 2	Nick Taylor	2	0
Game 3	Dylan Alcott	3	0





















Scorecard - Singles

Cartão de resultados - simples






















Game 4: Nick Taylor Serving








																				4	0			
54	55	56	57	58	59																			

Game 5: Dylan Alcott Serving

																				5	0		
60	61	62	63	64	65																		

Game 6: Nick Taylor Serving

																				6	0		
66	67	68	69																				

Legend:	W Winner	 Double fault	 Point to receiver - 2nd serve	 Point to server - 2nd serve
 Ace - 1st Server	 Point to receiver - 1st serve	 Point to server - 1st serve	 Service Break	



Match Statistics

Estatísticas da partida

W	SITHOLE Lucas (3)	RSA	7	6
	SILVA Ymanitu (BPC)	BRA	5	3
Match duration: 1h21min			44min	37min

Centre Court

Chair Umpire: GREGORY Gigi (USA)

SITHOLE Lucas (3)				SILVA Ymanitu (BPC)				
1set	2set	3set	Total		1set	2set	3set	Total
0	0		0	Total aces	0	0		0
0	5		5	Double faults	6	2		8
0	0		0	Service winners	0	0		0
21/32	22/38		43/70	1st serve	31/52	14/24		45/76
(66%)	(58%)		(61%)		(60%)	(58%)		(59%)
0	0		0	Aces on 1st serve	0	0		0
15/21	12/22		27/43	Points won on 1st serve	18/31	5/14		23/45
(71%)	(55%)		(63%)		(58%)	(36%)		(51%)
11/11	11/16		22/27	2nd Serve	15/21	8/10		23/31
(100%)	(69%)		(81%)		(71%)	(80%)		(74%)
0	0		0	Aces on 2nd Serve	0	0		0
5/11	6/16		11/27	Points won on 2nd serve	10/21	2/10		12/31
(45%)	(38%)		(41%)		(48%)	(20%)		(39%)
24/52	17/24		41/76	Receiving points won	12/32	20/38		32/70
(46%)	(71%)		(54%)		(38%)	(53%)		(46%)
3/8	4/8		7/16	Break point conversions	1/1	3/10		4/11
(38%)	(50%)		(44%)		(100%)	(30%)		(36%)
22	18		40	Total winners	7	2		9
6	9		15	Forehand winners	6	2		8
16	9		25	Backhand winners	1	0		1
19	10		29	Forced errors	10	9		19
10	15		25	Unforced errors	10	8		18
0/1	2/3		2/4	Net points won	1/2	1/1		2/3
(0%)	(67%)		(50%)		(50%)	(100%)		(67%)
44	35		79	Total points won	40	27		67

	1set							2set													
SITHOLE Lucas (3)	0	*1	*2	2	*3	3	*4	4	*4	5	*6	7	*0	1	*1	2	*2	3	*4	5	*6
SILVA Ymanitu (BPC)	*1	1	1	*2	2	*3	3	*4	5	*5	5	*5	1	*1	2	*2	3	*3	3	*3	3

Note:

Total winners is the sum of total aces, service winners, forehand winners and backhand winners.

Legend:

BPC Bipartite Commission Place W Winner * Server



Scorecard - Singles

Cartão de resultados - simples

W	SITHOLE Lucas (3)	RSA	7	6
	SILVA Ymanitu (BPC)	BRA	5	3
Match duration: 1h21min			44min	37min

Court	Centre Court	Scoring Rule	Normal 3 Set Match
Chair Umpire	GREGORY Gigi (USA)	Match Code	QS202
Started	11:39	Finished	12:20

1st Set



























Game	Serving	LuSi	YmSi
Game 1: Lucas Sithole Serving	1-12	0	1
Game 2: Ymanitu Silva Serving	13-18	1	1
Game 3: Lucas Sithole Serving	19-24	2	1
Game 4: Ymanitu Silva Serving	25-29	2	2
Game 5: Lucas Sithole Serving	30-37	3	2
Game 6: Ymanitu Silva Serving	38-43	3	3
Game 7: Lucas Sithole Serving	44-49	4	3
Game 8: Ymanitu Silva Serving	50-57	4	4
Game 9: Lucas Sithole Serving	58-63	4	5
Game 10: Ymanitu Silva Serving	64-73	5	5
Game 11: Lucas Sithole Serving	74-78	6	5



Scorecard - Singles


















Cartão de resultados - simples

Game 12: Ymanitu Silva Serving



























																									LuSi	YmSi		
79	80	81	82	83	84																					7	5	

2nd Set

Game 1: Lucas Sithole Serving

																									LuSi	YmSi		
85	86	87	88	89	90	91	92																			0	1	



























Game 2: Ymanitu Silva Serving

																									LuSi	YmSi		
93	94	95	96	97	98																					1	1	

Game 3: Lucas Sithole Serving

																									LuSi	YmSi		
99	100	101	102	103																						1	2	



























Game 4: Ymanitu Silva Serving

																									LuSi	YmSi		
104	105	106	107	108	109	110	111																			2	2	




Game 5: Lucas Sithole Serving

																									LuSi	YmSi		
112	113	114	115	116	117	118	119	120	121	122	123															2	3	



























Game 6: Ymanitu Silva Serving

																									LuSi	YmSi		
124	125	126	127																							3	3	











Game 7: Lucas Sithole Serving









																									LuSi	YmSi		
128	129	130	131	132	133	134	135																			4	3	

Game 8: Ymanitu Silva Serving

																									LuSi	YmSi		
136	137	138	139	140	141																					5	3	

Game 9: Lucas Sithole Serving

																									LuSi	YmSi		
142	143	144	145	146																						6	3	

Legend:	 Bipartite Commission Place	 Winner	 Double fault	 Point to receiver - 2nd serve
 Point to server - 2nd serve	 Point to receiver - 1st serve	 Point to server - 1st serve	 Service Break	



Match Statistics

Estatísticas da partida

	DAVIDSON Heath (BPC)	AUS	1	2
W	LAPTHORNE Andy (4)	GBR	6	6
Match duration: 0h52min			22min	30min

Court 9

Chair Umpire: BELARDI GONZALEZ Armando (VEN)

DAVIDSON Heath (BPC)				LAPTHORNE Andy (4)				
1set	2set	3set	Total		1set	2set	3set	Total
0	0		0	Total aces	0	0		0
4	2		6	Double faults	1	2		3
0	0		0	Service winners	0	0		0
10/17	13/24		23/41	1st serve	14/21	16/25		30/46
(59%)	(54%)		(56%)		(67%)	(64%)		(65%)
0	0		0	Aces on 1st serve	0	0		0
6/10	9/13		15/23	Points won on 1st serve	12/14	11/16		23/30
(60%)	(69%)		(65%)		(86%)	(69%)		(77%)
3/7	9/11		12/18	2nd Serve	6/7	7/9		13/16
(43%)	(82%)		(67%)		(86%)	(78%)		(81%)
0	0		0	Aces on 2nd Serve	0	0		0
2/7	3/11		5/18	Points won on 2nd serve	4/7	7/9		11/16
(29%)	(27%)		(28%)		(57%)	(78%)		(69%)
5/21	7/25		12/46	Receiving points won	9/17	12/24		21/41
(24%)	(28%)		(26%)		(53%)	(50%)		(51%)
0/0	0/4		0/4	Break point conversions	2/2	2/5		4/7
(0%)	(0%)		(0%)		(100%)	(40%)		(57%)
0	0		0	Total winners	0	0		0
0	0		0	Forehand winners	0	0		0
0	0		0	Backhand winners	0	0		0
0	0		0	Forced errors	0	0		0
4	2		6	Unforced errors	1	2		3
0/0	0/0		0/0	Net points won	0/0	0/0		0/0
(0%)	(0%)		(0%)		(0%)	(0%)		(0%)
13	19		32	Total points won	25	30		55

	1set					2set									
DAVIDSON Heath (BPC)	0	*1	1	*1	1	*1	1	*1	1	*2	2				
LAPTHORNE Andy (4)	*1	1	*2	3	*4	5	*6	1	*2	2	*3	4	*5	5	*6



Match Statistics

Estatísticas da partida

Note:
Total winners is the sum of total aces, service winners, forehand winners and backhand winners.

Legend:
BPC Bipartite Commission Place W Winner * Server

Only chair umpire statistics recorded for this match.



Match Statistics

Estatísticas da partida

	MOROISHI Mitsuteru	JPN	2	2
W	WAGNER David (2)	USA	6	6
Match duration: 0h53min			24min	29min

Court 8

Chair Umpire: NICOLELLA Vincenzo (ITA)

MOROISHI Mitsuteru				WAGNER David (2)				
1set	2set	3set	Total		1set	2set	3set	Total
0	0		0	Total aces	2	2		4
1	0		1	Double faults	1	2		3
0	0		0	Service winners	0	0		0
14/22	14/22		28/44	1st serve	11/21	24/31		35/52
(64%)	(64%)		(64%)		(52%)	(77%)		(67%)
0	0		0	Aces on 1st serve	2	2		4
7/14	6/14		13/28	Points won on 1st serve	9/11	16/24		25/35
(50%)	(43%)		(46%)		(82%)	(67%)		(71%)
7/8	8/8		15/16	2nd Serve	9/10	5/7		14/17
(88%)	(100%)		(94%)		(90%)	(71%)		(82%)
0	0		0	Aces on 2nd Serve	0	0		0
3/8	2/8		5/16	Points won on 2nd serve	8/10	3/7		11/17
(38%)	(25%)		(31%)		(80%)	(43%)		(65%)
4/21	12/31		16/52	Receiving points won	12/22	14/22		26/44
(19%)	(39%)		(31%)		(55%)	(64%)		(59%)
0/2	1/4		1/6	Break point conversions	2/3	3/5		5/8
(0%)	(25%)		(17%)		(67%)	(60%)		(63%)
0	0		0	Total winners	2	2		4
0	0		0	Forehand winners	0	0		0
0	0		0	Backhand winners	0	0		0
0	0		0	Forced errors	0	0		0
1	0		1	Unforced errors	1	2		3
0/0	0/0		0/0	Net points won	0/0	0/0		0/0
(0%)	(0%)		(0%)		(0%)	(0%)		(0%)
14	20		34	Total points won	29	33		62

	1set						2set					
MOROISHI Mitsuteru	*1	1	*1	1	*1	1	*2	2	*2	2	*2	2
WAGNER David (2)	0	*1	2	*3	4	*5	5	*6	1	*2	2	*2



Match Statistics

Estatísticas da partida

Note:
Total winners is the sum of total aces, service winners, forehand winners and backhand winners.

Legend:
W Winner * Server

Only chair umpire statistics recorded for this match.



Scorecard - Singles

Cartão de resultados - simples

	DAVIDSON Heath (BPC)	AUS	1	2
W	LAPTHORNE Andy (4)	GBR	6	6
Match duration: 0h52min			22min	30min

Court	Court 9	Scoring Rule	Normal 3 Set Match
Chair Umpire	BELARDI GONZALEZ Armando (VEN)	Match Code	QS203
Started	12:16	Finished	13:09

1st Set

Game 1: Andy Laphorne Serving													HeDa	AnLa
													0	1
1	2	3	4											
Game 2: Heath Davidson Serving													HeDa	AnLa
													1	1
5	6	7	8											
Game 3: Andy Laphorne Serving													HeDa	AnLa
													1	2
9	10	11	12	13										
Game 4: Heath Davidson Serving													HeDa	AnLa
													1	3
14	15	16	17	18										☀
Game 5: Andy Laphorne Serving													HeDa	AnLa
													1	4
19	20	21	22	23	24									
Game 6: Heath Davidson Serving													HeDa	AnLa
													1	5
25	26	27	28	29	30	31	32							☀
Game 7: Andy Laphorne Serving													HeDa	AnLa
													1	6
33	34	35	36	37	38									

2nd Set

Game 1: Heath Davidson Serving													HeDa	AnLa
													0	1
39	40	41	42	43	44									☀
Game 2: Andy Laphorne Serving													HeDa	AnLa
													0	2
45	46	47	48	49										
Game 3: Heath Davidson Serving													HeDa	AnLa
													1	2
50	51	52	53	54	55	56	57							
Game 4: Andy Laphorne Serving													HeDa	AnLa
													1	3
58	59	60	61											



Scorecard - Singles

Cartão de resultados - simples

Game 5: Heath Davidson Serving														HeDa	AnLa	
														1	4	
62	63	64	65	66												
Game 6: Andy Laphorne Serving														HeDa	AnLa	
														1	5	
67	68	69	70	71	72	73	74	75	76							
Game 7: Heath Davidson Serving														HeDa	AnLa	
														2	5	
77	78	79	80	81												
Game 8: Andy Laphorne Serving														HeDa	AnLa	
														2	6	
82	83	84	85	86	87											

Legend:							
	Bipartite Commission Place	W	Winner		Double fault		Point to receiver - 2nd serve
	Point to server - 2nd serve		Point to receiver - 1st serve		Point to server - 1st serve		Service Break



Scorecard - Singles

Cartão de resultados - simples

	MOROISHI Mitsuteru	JPN	2	2
W	WAGNER David (2)	USA	6	6
Match duration: 0h53min			24min	29min

Court	Court 8	Scoring Rule	Normal 3 Set Match
Chair Umpire	NICOLELLA Vincenzo (ITA)	Match Code	QS204
Started	12:11	Finished	13:04

1st Set

Game 1: Mitsuteru Moroishi Serving													MiMo	DaWa
													1	0
1	2	3	4	5										
Game 2: David Wagner Serving													MiMo	DaWa
													1	1
6	7	8	9	10	11	12	13							
Game 3: Mitsuteru Moroishi Serving													MiMo	DaWa
													1	2
14	15	16	17	18										
Game 4: David Wagner Serving													MiMo	DaWa
													1	3
19	20	21	22											
Game 5: Mitsuteru Moroishi Serving													MiMo	DaWa
													1	4
23	24	25	26											
Game 6: David Wagner Serving													MiMo	DaWa
													1	5
27	28	29	30											
Game 7: Mitsuteru Moroishi Serving													MiMo	DaWa
													2	5
31	32	33	34	35	36	37	38							
Game 8: David Wagner Serving													MiMo	DaWa
													2	6
39	40	41	42	43										

2nd Set

Game 1: Mitsuteru Moroishi Serving													MiMo	DaWa
													0	1
44	45	46	47	48	49									
Game 2: David Wagner Serving													MiMo	DaWa
													0	2
50	51	52	53											
Game 3: Mitsuteru Moroishi Serving													MiMo	DaWa
													1	2
54	55	56	57	58	59									



Match Statistics

Estatísticas da partida

W	ALCOTT Dylan (1)	AUS	6	6
	SITHOLE Lucas (3)	RSA	0	3
Match duration: 0h51min			20min	31min

Court 2

Chair Umpire: SOUZA Fabio (BRA)

ALCOTT Dylan (1)				SITHOLE Lucas (3)				
1set	2set	3set	Total		1set	2set	3set	Total
0	0		0	Total aces	0	0		0
0	0		0	Double faults	5	0		5
0	0		0	Service winners	0	0		0
11/16	17/22		28/38	1st serve	14/20	15/25		29/45
(69%)	(77%)		(74%)		(70%)	(60%)		(64%)
0	0		0	Aces on 1st serve	0	0		0
8/11	13/17		21/28	Points won on 1st serve	7/14	8/15		15/29
(73%)	(76%)		(75%)		(50%)	(53%)		(52%)
5/5	5/5		10/10	2nd Serve	1/6	10/10		11/16
(100%)	(100%)		(100%)		(17%)	(100%)		(69%)
0	0		0	Aces on 2nd Serve	0	0		0
4/5	3/5		7/10	Points won on 2nd serve	0/6	4/10		4/16
(80%)	(60%)		(70%)		(0%)	(40%)		(25%)
13/20	13/25		26/45	Receiving points won	4/16	6/22		10/38
(65%)	(52%)		(58%)		(25%)	(27%)		(26%)
3/5	2/5		5/10	Break point conversions	0/0	1/1		1/1
(60%)	(40%)		(50%)		(0%)	(100%)		(100%)
2	8		10	Total winners	6	8		14
1	4		5	Forehand winners	5	6		11
1	4		5	Backhand winners	1	2		3
0	4		4	Forced errors	5	5		10
5	6		11	Unforced errors	18	16		34
2/2	7/7		9/9	Net points won	2/2	5/8		7/10
(100%)	(100%)		(100%)		(100%)	(63%)		(70%)
25	29		54	Total points won	11	18		29

	1set					2set								
ALCOTT Dylan (1)	*1	2*	3	4*	5	6	*1	1*	2	3*	4	5*	5*	6
SITHOLE Lucas (3)	0*	0*	0*	0*	0*	0	0*	1*	1*	1*	1*	2*	3	3

Note:

Total winners is the sum of total aces, service winners, forehand winners and backhand winners.

Legend:

W Winner * Server



Scorecard - Singles

Cartão de resultados - simples

W	ALCOTT Dylan (1)	AUS	6	6
	SITHOLE Lucas (3)	RSA	0	3
Match duration: 0h51min			20min	31min

Court	Court 2	Scoring Rule	Normal 3 Set Match
Chair Umpire	SOUZA Fabio (BRA)	Match Code	QS301
Started	18:05	Finished	18:56

1st Set

Game 1: Dylan Alcott Serving													DyAl	LuSi
													1	0
1	2	3	4	5	6									
Game 2: Lucas Sithole Serving													DyAl	LuSi
													2	0
7	8	9	10	11	12									
Game 3: Dylan Alcott Serving													DyAl	LuSi
													3	0
13	14	15	16	17										
Game 4: Lucas Sithole Serving													DyAl	LuSi
													4	0
18	19	20	21	22	23									
Game 5: Dylan Alcott Serving													DyAl	LuSi
													5	0
24	25	26	27	28										
Game 6: Lucas Sithole Serving													DyAl	LuSi
													6	0
29	30	31	32	33	34	35	36							

2nd Set

Game 1: Dylan Alcott Serving													DyAl	LuSi
													1	0
37	38	39	40	41	42									
Game 2: Lucas Sithole Serving													DyAl	LuSi
													1	1
43	44	45	46	47	48	49	50							
Game 3: Dylan Alcott Serving													DyAl	LuSi
													2	1
51	52	53	54											
Game 4: Lucas Sithole Serving													DyAl	LuSi
													3	1
55	56	57	58	59										
Game 5: Dylan Alcott Serving													DyAl	LuSi
													4	1
60	61	62	63											



Match Statistics

Estatísticas da partida

W	LAPTHORNE Andy (4)	GBR	6	2	6
	WAGNER David (2)	USA	3	6	3
Match duration: 1h40min			32min	30min	38min

Centre Court

Chair Umpire: WEISS Manuel (AUT)

LAPTHORNE Andy (4)				WAGNER David (2)				
1set	2set	3set	Total		1set	2set	3set	Total
0	0	0	0	Total aces	1	0	1	2
2	3	0	5	Double faults	1	0	1	2
0	0	0	0	Service winners	0	0	0	0
20/33	11/22	13/22	44/77	1st serve	16/20	12/22	23/32	51/74
(61%)	(50%)	(59%)	(57%)		(80%)	(55%)	(72%)	(69%)
0	0	0	0	Aces on 1st serve	1	0	1	2
15/20	4/11	8/13	27/44	Points won on 1st serve	8/16	8/12	14/23	30/51
(75%)	(36%)	(62%)	(61%)		(50%)	(67%)	(61%)	(59%)
11/13	8/11	9/9	28/33	2nd Serve	3/4	10/10	8/9	21/23
(85%)	(73%)	(100%)	(85%)		(75%)	(100%)	(89%)	(91%)
0	0	0	0	Aces on 2nd Serve	0	0	0	0
7/13	4/11	7/9	18/33	Points won on 2nd serve	2/4	7/10	2/9	11/23
(54%)	(36%)	(78%)	(55%)		(50%)	(70%)	(22%)	(48%)
10/20	7/22	16/32	33/74	Receiving points won	11/33	14/22	7/22	32/77
(50%)	(32%)	(50%)	(45%)		(33%)	(64%)	(32%)	(42%)
2/3	1/1	3/7	6/11	Break point conversions	1/4	3/3	1/2	5/9
(67%)	(100%)	(43%)	(55%)		(25%)	(100%)	(50%)	(56%)
10	7	9	26	Total winners	8	11	12	31
9	5	3	17	Forehand winners	2	7	5	14
1	2	6	9	Backhand winners	5	4	6	15
7	6	6	19	Forced errors	5	5	12	22
6	12	5	23	Unforced errors	17	3	10	30
0/1	0/1	2/2	2/4	Net points won	3/6	4/7	8/15	15/28
(0%)	(0%)	(100%)	(50%)		(50%)	(57%)	(53%)	(54%)
32	15	31	78	Total points won	21	29	23	73

	1set					2set					3set											
LAPTHORNE Andy (4)	*1	2*	3	3*	3*	4	5*	6	0*	1*	1*	2	2*	2	0*	1	2*	3*	3*	4	5	6
WAGNER David (2)	0*	0*	1	2*	3	3*	3	*1	2*	3	4	4	5	6	*1	1*	1	1*	2	3*	3*	3

Note:
Total winners is the sum of total aces, service winners, forehand winners and backhand winners.

Legend:
W Winner * Server



Scorecard - Singles
Cartão de resultados - simples

W	LAPTHORNE Andy (4)	GBR	6	2	6
	WAGNER David (2)	USA	3	6	3
Match duration: 1h40min			32min	30min	38min

Court	Centre Court	Scoring Rule	Normal 3 Set Match
Chair Umpire	WEISS Manuel (AUT)	Match Code	QS302
Started	21:21	Finished	23:02

1st Set

Game 1: Andy Laphorne Serving														AnLa	DaWa
														1	0
1	2	3	4	5	6	7	8								
Game 2: David Wagner Serving														AnLa	DaWa
														2	0
9	10	11	12	13											
Game 3: Andy Laphorne Serving														AnLa	DaWa
														3	0
14	15	16	17												
Game 4: David Wagner Serving														AnLa	DaWa
														3	1
18	19	20	21	22	23										
Game 5: Andy Laphorne Serving														AnLa	DaWa
														3	2
24	25	26	27	28	29	30	31	32	33	34	35				
Game 6: David Wagner Serving														AnLa	DaWa
														3	3
36	37	38	39												
Game 7: Andy Laphorne Serving														AnLa	DaWa
														4	3
40	41	42	43	44											
Game 8: David Wagner Serving														AnLa	DaWa
														5	3
45	46	47	48	49											
Game 9: Andy Laphorne Serving														AnLa	DaWa
														6	3
50	51	52	53												

2nd Set

Game 1: David Wagner Serving														AnLa	DaWa
														0	1
54	55	56	57	58											
Game 2: Andy Laphorne Serving														AnLa	DaWa
														0	2
59	60	61	62	63	64	65	66								



Scorecard - Singles

Cartão de resultados - simples

Game 3: David Wagner Serving														AnLa	DaWa	
														1	2	
67	68	69	70	71	72	73	74									

Game 4: Andy Laphorne Serving														AnLa	DaWa	
														1	3	
75	76	77	78	79												

Game 5: David Wagner Serving														AnLa	DaWa	
														1	4	
80	81	82	83													

Game 6: Andy Laphorne Serving														AnLa	DaWa	
														2	4	
84	85	86	87	88												

Game 7: David Wagner Serving														AnLa	DaWa	
														2	5	
89	90	91	92	93												

Game 8: Andy Laphorne Serving														AnLa	DaWa	
														2	6	
94	95	96	97													

3rd Set Game 1: David Wagner Serving														AnLa	DaWa	
														0	1	
98	99	100	101													

3rd Set Game 2: Andy Laphorne Serving														AnLa	DaWa	
														1	1	
102	103	104	105	106	107	108	109									

3rd Set Game 3: David Wagner Serving														AnLa	DaWa	
														2	1	
110	111	112	113	114	115	116	117	118	119							

3rd Set Game 4: Andy Laphorne Serving														AnLa	DaWa	
														3	1	
120	121	122	123													

3rd Set Game 5: David Wagner Serving														AnLa	DaWa	
														3	2	
124	125	126	127	128												

3rd Set Game 6: Andy Laphorne Serving														AnLa	DaWa	
														3	3	
129	130	131	132	133	134											

3rd Set Game 7: David Wagner Serving														AnLa	DaWa	
														4	3	
135	136	137	138	139	140	141	142									


3rd Set Game 8: Andy Laphorne Serving														AnLa	DaWa	
														5	3	
143	144	145	146													



Scorecard - Singles

Cartão de resultados - simples

Game 9: David Wagner Serving





Match Statistics

Estatísticas da partida

	SITHOLE Lucas (3)	RSA	6	2	5
W	WAGNER David (2)	USA	1	6	7
Match duration: 1h50min			26min	34min	50min

Court 2

Chair Umpire: da FONTE MAIA Rafael (BRA)

SITHOLE Lucas (3)				WAGNER David (2)				
1set	2set	3set	Total		1set	2set	3set	Total
3	0	1	4	Total aces	0	0	0	0
4	6	4	14	Double faults	2	1	1	4
1	0	0	1	Service winners	0	0	0	0
17/32	11/27	26/49	54/108	1st serve	13/17	18/28	23/35	54/80
(53%)	(41%)	(53%)	(50%)		(76%)	(64%)	(66%)	(68%)
3	0	1	4	Aces on 1st serve	0	0	0	0
12/17	6/11	15/26	33/54	Points won on 1st serve	5/13	12/18	14/23	31/54
(71%)	(55%)	(58%)	(61%)		(38%)	(67%)	(61%)	(57%)
11/15	10/16	19/23	40/54	2nd Serve	2/4	9/10	11/12	22/26
(73%)	(63%)	(83%)	(74%)		(50%)	(90%)	(92%)	(85%)
0	0	0	0	Aces on 2nd Serve	0	0	0	0
8/15	5/16	7/23	20/54	Points won on 2nd serve	2/4	4/10	5/12	11/26
(53%)	(31%)	(30%)	(37%)		(50%)	(40%)	(42%)	(42%)
10/17	12/28	16/35	38/80	Receiving points won	12/32	16/27	27/49	55/108
(59%)	(43%)	(46%)	(48%)		(38%)	(59%)	(55%)	(51%)
2/3	1/3	3/5	6/11	Break point conversions	0/1	3/6	4/7	7/14
(67%)	(33%)	(60%)	(55%)		(0%)	(50%)	(57%)	(50%)
14	9	24	47	Total winners	8	5	11	24
6	5	15	26	Forehand winners	3	4	5	12
4	4	8	16	Backhand winners	5	1	6	12
1	4	14	19	Forced errors	3	2	4	9
10	23	21	54	Unforced errors	11	11	10	32
1/1	0/1	0/4	1/6	Net points won	0/0	0/4	2/10	2/14
(100%)	(0%)	(0%)	(17%)		(0%)	(0%)	(20%)	(14%)
30	23	38	91	Total points won	19	32	46	97

	1set					2set					3set																
SITHOLE Lucas (3)	*1	1	*2	3	*4	5	*6	0	*0	0	*1	2	*2	2	*2	1	*1	2	*3	4	*5	5	*5	5	*5	5	*5
WAGNER David (2)	0	*1	1	*1	1	*1	1	*1	2	*3	3	*3	4	*5	6	*0	1	*1	1	*1	1	*2	3	*4	5	*6	7

Note:

Total winners is the sum of total aces, service winners, forehand winners and backhand winners.

Legend:

W Winner * Server



Scorecard - Singles

Cartão de resultados - simples

	SITHOLE Lucas (3)	RSA	6	2	5
W	WAGNER David (2)	USA	1	6	7
Match duration: 1h50min			26min	34min	50min

Court	Court 2	Scoring Rule	Normal 3 Set Match
Chair Umpire	da FONTE MAIA Rafael (BRA)	Match Code	QS402
Started	12:03	Finished	13:54

1st Set

Game 1: Lucas Sithole Serving													LuSi	DaWa
													1	0
1	2	3	4	5	6									
Game 2: David Wagner Serving													LuSi	DaWa
													1	1
7	8	9	10	11										
Game 3: Lucas Sithole Serving													LuSi	DaWa
													2	1
12	13	14	15	16	17									
Game 4: David Wagner Serving													LuSi	DaWa
													3	1
18	19	20	21											
Game 5: Lucas Sithole Serving													LuSi	DaWa
													4	1
22	23	24	25	26	27	28	29	30	31	32	33			
Game 6: David Wagner Serving													LuSi	DaWa
													5	1
34	35	36	37	38	39	40	41							
Game 7: Lucas Sithole Serving													LuSi	DaWa
													6	1
42	43	44	45	46	47	48	49							

2nd Set

Game 1: David Wagner Serving													LuSi	DaWa
													0	1
50	51	52	53	54	55	56	57							
Game 2: Lucas Sithole Serving													LuSi	DaWa
													0	2
58	59	60	61	62	63	64	65							
Game 3: David Wagner Serving													LuSi	DaWa
													0	3
66	67	68	69	70	71									
Game 4: Lucas Sithole Serving													LuSi	DaWa
													1	3
72	73	74	75	76	77	78	79							



Scorecard - Singles

Cartão de resultados - simples

Game 5: David Wagner Serving														LuSi	DaWa	
														2	3	
80	81	82	83	84	85	86	87									

Game 6: Lucas Sithole Serving														LuSi	DaWa	
														2	4	
88	89	90	91	92												

Game 7: David Wagner Serving														LuSi	DaWa	
														2	5	
93	94	95	96	97	98											

Game 8: Lucas Sithole Serving														LuSi	DaWa	
														2	6	
99	100	101	102	103	104											

3rd Set

Game 1: David Wagner Serving														LuSi	DaWa	
														1	0	
105	106	107	108	109	110	111	112									

Game 2: Lucas Sithole Serving														LuSi	DaWa	
														1	1	
113	114	115	116	117	118	119	120	121	122	123	124	125	126			

Game 3: David Wagner Serving														LuSi	DaWa	
														2	1	
127	128	129	130	131	132											

Game 4: Lucas Sithole Serving														LuSi	DaWa	
														3	1	
133	134	135	136	137												

Game 5: David Wagner Serving														LuSi	DaWa	
														4	1	
138	139	140	141	142	143											

Game 6: Lucas Sithole Serving														LuSi	DaWa	
														5	1	
144	145	146	147	148	149	150	151	152	153	154	155					

Game 7: David Wagner Serving														LuSi	DaWa	
														5	2	
156	157	158	159													

Game 8: Lucas Sithole Serving														LuSi	DaWa	
														5	3	
160	161	162	163	164	165	166	167									

Game 9: David Wagner Serving														LuSi	DaWa	
														5	4	
168	169	170	171	172												





















Game 10: Lucas Sithole Serving														LuSi	DaWa	
														5	5	
173	174	175	176	177	178											



Scorecard - Singles

Cartão de resultados - simples

Game 11: David Wagner Serving

																																																																																																																																																																																																																																																																																																							
--	---	---	---	---	---	---	---	---	---	---	---	---	---	--	---	---	---	---	---	---	---	---	---	---	---	---	---	---	---	---	---	---	---	---	---	---	---	---	---	---	---	---	---	---	---	---	---	---	---	---	---	---	---	---	---	---	---	---	---	---	---	---	---	---	---	---	---	---	---	---	---	---	---	---	---	---	---	---	---	---	---	---	---	---	---	---	---	---	---	---	---	---	---	---	---	---	---	---	---	---	---	---	---	---	---	---	---	---	---	---	---	---	---	---	---	---	---	---	---	---	---	---	---	---	---	---	---	---	---	---	---	---	---	---	---	---	---	---	---	---	---	---	---	---	---	---	---	---	---	---	---	---	---	---	---	--	--	--	--	--	--	--	--	--	--	--	--	--	--	--	--	--	--	--	--	--	--	--	--	--	--	--	--	--	--	--	--	--	--	--	--	--	--	--	--	--	--	--	--	--	--	--	--	--	--	--	--	--	--	--	--	--	--	--	--	--	--	--	--	--	--	--	--	--	--	--	--	--	--	--	--	--	--	--	--	--	--	--	--	--	--	--	--	--	--	--	--	--	--	--	--	--	--	--	--	--	--	--	--	--	--	--	--	--	--	--	--	--	--	--	--	--	--	--	--	--	--	--	--	--	--	--	--	--	--	--	--	--	--	--	--	--	--	--	--



Match Statistics

Estatísticas da partida

W	ALCOTT Dylan (1)	AUS	6	6
	LAPTHORNE Andy (4)	GBR	3	4
Match duration: 1h34min			42min	52min

Centre Court

Chair Umpire: GREGORY Gigi (USA)

ALCOTT Dylan (1)				LAPTHORNE Andy (4)				
1set	2set	3set	Total		1set	2set	3set	Total
2	2		4	Total aces	0	0		0
5	0		5	Double faults	3	4		7
0	0		0	Service winners	0	0		0
28/40	24/40		52/80	1st serve	19/30	14/26		33/56
(70%)	(60%)		(65%)		(63%)	(54%)		(59%)
2	2		4	Aces on 1st serve	0	0		0
21/28	13/24		34/52	Points won on 1st serve	12/19	7/14		19/33
(75%)	(54%)		(65%)		(63%)	(50%)		(58%)
7/12	16/16		23/28	2nd Serve	8/11	8/12		16/23
(58%)	(100%)		(82%)		(73%)	(67%)		(70%)
0	0		0	Aces on 2nd Serve	0	0		0
4/12	8/16		12/28	Points won on 2nd serve	3/11	6/12		9/23
(33%)	(50%)		(43%)		(27%)	(50%)		(39%)
15/30	13/26		28/56	Receiving points won	15/40	19/40		34/80
(50%)	(50%)		(50%)		(38%)	(48%)		(43%)
2/5	3/3		5/8	Break point conversions	1/5	2/3		3/8
(40%)	(100%)		(63%)		(20%)	(67%)		(38%)
22	17		39	Total winners	6	8		14
12	11		23	Forehand winners	4	7		11
8	4		12	Backhand winners	2	1		3
8	3		11	Forced errors	10	7		17
16	21		37	Unforced errors	8	10		18
7/10	7/11		14/21	Net points won	0/2	1/2		1/4
(70%)	(64%)		(67%)		(0%)	(50%)		(25%)
40	34		74	Total points won	30	32		62

	1set					2set				
ALCOTT Dylan (1)	*1	2*3	3*3	4*5	5*6	1*2	2*3	3*3	4*4	5*6
LAPTHORNE Andy (4)	0*0	0*1	2*2	2*3	3	*0	0*1	1*2	3*3	4*4

Note:

Total winners is the sum of total aces, service winners, forehand winners and backhand winners.

Legend:

W Winner * Server



Scorecard - Singles

Cartão de resultados - simples

W	ALCOTT Dylan (1)	AUS	6	6
	LAPTHORNE Andy (4)	GBR	3	4
Match duration: 1h34min			42min	52min

Court	Centre Court	Scoring Rule	Normal 3 Set Match
Chair Umpire	GREGORY Gigi (USA)	Match Code	QS401
Started	17:38	Finished	19:12

1st Set

Game 1: Dylan Alcott Serving													DyAI	AnLa
													1	0
1	2	3	4											
Game 2: Andy Lapthorne Serving													DyAI	AnLa
													2	0
5	6	7	8	9	10	11	12	13	14	15	16	17	18	
Game 3: Dylan Alcott Serving													DyAI	AnLa
													3	0
19	20	21	22	23	24	25	26	27	28	29	30	31	32	
Game 4: Andy Lapthorne Serving													DyAI	AnLa
													3	1
33	34	35	36	37	38	39	40							
Game 5: Dylan Alcott Serving													DyAI	AnLa
													3	2
41	42	43	44	45	46	47	48	49	50	51	52			
Game 6: Andy Lapthorne Serving													DyAI	AnLa
													4	2
53	54	55	56											
Game 7: Dylan Alcott Serving													DyAI	AnLa
													5	2
57	58	59	60	61										
Game 8: Andy Lapthorne Serving													DyAI	AnLa
													5	3
62	63	64	65											
Game 9: Dylan Alcott Serving													DyAI	AnLa
													6	3
66	67	68	69	70										

2nd Set

Game 1: Andy Lapthorne Serving													DyAI	AnLa
													1	0
71	72	73	74											
Game 2: Dylan Alcott Serving													DyAI	AnLa
													2	0
75	76	77	78	79	80									



Scorecard - Singles
Cartão de resultados - simples

Game 3: Andy Laphorne Serving														DyAl	AnLa
														2	1
81	82	83	84												
Game 4: Dylan Alcott Serving														DyAl	AnLa
														3	1
85	86	87	88	89	90	91	92								
Game 5: Andy Laphorne Serving														DyAl	AnLa
														3	2
93	94	95	96												
Game 6: Dylan Alcott Serving														DyAl	AnLa
														3	3
97	98	99	100	101	102	103	104								
Game 7: Andy Laphorne Serving														DyAl	AnLa
														4	3
105	106	107	108	109	110	111	112								
Game 8: Dylan Alcott Serving														DyAl	AnLa
														4	4
113	114	115	116	117	118	119	120								
Game 9: Andy Laphorne Serving														DyAl	AnLa
														5	4
121	122	123	124	125	126										
Game 10: Dylan Alcott Serving														DyAl	AnLa
														6	4
127	128	129	130	131	132	133	134	135	136						

Legend:

W	Winner		Double fault		Point to receiver - 2nd serve		Point to server - 2nd serve
	Ace - 1st Server		Point to receiver - 1st serve		Point to server - 1st serve		Service Break



Entry List by Event
Lista de inscritos por evento
As of TUE 6 SEP 2016 at 18:18

Ranking 5 SEP 2016	Name	NPC Code	Qualified Type	Seed
4 1	TAYLOR Nick WAGNER David	USA		1
2 3	BURDEKIN Jamie LAPTHORNE Andy	GBR		2
9 8	ALCOTT Dylan DAVIDSON Heath	AUS		
7 11	ERENLIB Itai WEINBERG Shraga	ISR		
16 14	KAWANO Shota MOROISHI Mitsuteru	JPN		
45 13	OLIVEIRA Rodrigo SILVA Ymanitu	BRA		



Draw
Sorteio

As of TUE 13 SEP 2016 at 22:09

Rank	Quarterfinals	Seed	NPC	Semifinals	Final
4	TAYLOR Nick	(1)	USA	TAYLOR N WAGNER D (1)	Gold: ALCOTT Dylan/DAVIDSON Heath AUS Silver: TAYLOR Nick/WAGNER David USA Bronze: BURDEKIN Jamie/LAPTHORNE Andy GBR
1	WAGNER David				
	Bye				
7	ERENLIB Itai	ISR	ERENLIB I WEINBERG S	TAYLOR N WAGNER D (1)	6-4 6-2
11	WEINBERG Shraga				
45	OLIVEIRA Rodrigo	BRA	6-0 6-0	Gold Medal ALCOTT D DAVIDSON H 4-6 6-4 7-5	
13	SILVA Ymanitu				
16	KAWANO Shota	JPN	ALCOTT D DAVIDSON H	ALCOTT D DAVIDSON H 6-1 6-4	6-1 6-2
14	MOROISHI Mitsuteru				
9	ALCOTT Dylan	AUS	6-1 6-4	ALCOTT D DAVIDSON H 6-1 6-2	
8	DAVIDSON Heath				
	Bye				
2	BURDEKIN Jamie	(2)	GBR	BURDEKIN J LAPTHORNE A (2)	Bronze Medal BURDEKIN J LAPTHORNE A (2) 3-6 6-4 7-6(2)
3	LAPTHORNE Andy				
				ERENLIB I WEINBERG S	
				BURDEKIN J LAPTHORNE A (2)	

Note:
Ranking as of 5 SEP 2016.



Match Statistics

Estatísticas da partida

W	ERENLIB Itai WEINBERG Shraga	ISR	6	6
	OLIVEIRA Rodrigo SILVA Ymanitu	BRA	0	0
Match duration: 0h58min			35min	23min

Court 8

Chair Umpire: NICOLELLA Vincenzo (ITA)

ERENLIB I/WEINBERG S				OLIVEIRA R/SILVA Y				
1set	2set	3set	Total		1set	2set	3set	Total
1	0		1	Total aces	1	0		1
1	1		2	Double faults	1	6		7
0	0		0	Service winners	0	0		0
12/16	14/19		26/35	1st serve	14/19	8/15		22/34
(75%)	(74%)		(74%)	Aces on 1st serve	(74%)	(53%)		(65%)
1	0		1	Points won on 1st serve	1	0		1
11/12	10/14		21/26	2nd Serve	5/14	2/8		7/22
(92%)	(71%)		(81%)	Aces on 2nd Serve	(36%)	(25%)		(32%)
3/4	4/5		7/9	Points won on 2nd serve	4/5	1/7		5/12
(75%)	(80%)		(78%)	Receiving points won	(80%)	(14%)		(42%)
0	0		0	Break point conversions	0	0		0
1/4	3/5		4/9	Total winners	1/5	1/7		2/12
(25%)	(60%)		(44%)	Forehand winners	(20%)	(14%)		(17%)
13/19	12/15		25/34	Backhand winners	4/16	6/19		10/35
(68%)	(80%)		(74%)	Forced errors	(25%)	(32%)		(29%)
3/5	3/4		6/9	Unforced errors	0/0	0/1		0/1
(60%)	(75%)		(67%)	Total points won	(0%)	(0%)		(0%)
1	0		1		1	0		1
0	0		0		0	0		0
0	0		0		0	0		0
0	0		0		0	0		0
1	1		2		1	6		7
25	25		50		10	9		19

	1set				2set			
Erenlib/Weinberg	1*	2	3*	4	5*	6		
Oliveira/Silva	*0	0	*0	0	*0	0	0	0

Note:

Total winners is the sum of total aces, service winners, forehand winners and backhand winners.

Legend:

W Winner

*

Server

Only chair umpire statistics recorded for this match.




















































































Scorecard - Doubles

Cartão de resultados - duplas























































W	ERENLIB Itai WEINBERG Shraga	ISR	6	6
	OLIVEIRA Rodrigo SILVA Ymanitu	BRA	0	0
Match duration: 0h58min			35min	23min

Court	Court 8	Scoring Rule	Normal 3 Set Match
Chair Umpire	NICOLELLA Vincenzo (ITA)	Match Code	QD102
Started	16:21	Finished	17:20

1st Set

Game 1: Ymanitu Silva Serving													IE/SW	RO/YS	
													1	0	
Game 2: Shraga Weinberg Serving													IE/SW	RO/YS	
													2	0	
Game 3: Rodrigo Oliveira Serving													IE/SW	RO/YS	
													3	0	
Game 4: Itai Erenlib Serving													IE/SW	RO/YS	
													4	0	
Game 5: Ymanitu Silva Serving													IE/SW	RO/YS	
													5	0	
Game 6: Shraga Weinberg Serving													IE/SW	RO/YS	
													6	0	

2nd Set

Game 1: Rodrigo Oliveira Serving													IE/SW	RO/YS	
													1	0	
Game 2: Itai Erenlib Serving													IE/SW	RO/YS	
													2	0	
Game 3: Ymanitu Silva Serving													IE/SW	RO/YS	
													3	0	
Game 4: Shraga Weinberg Serving													IE/SW	RO/YS	
													4	0	














Scorecard - Doubles









Cartão de resultados - duplas

Game 5: Rodrigo Oliveira Serving

										IE/SW	RO/YS		
											5	0	
60	61	62	63	64									

Game 6: Itai Erenlib Serving

										IE/SW	RO/YS		
											6	0	
65	66	67	68	69									

Legend:					
	Winner		Double fault		Point to receiver - 2nd serve
	Ace - 1st Server		Point to receiver - 1st serve		Point to server - 1st serve
					Point to server - 2nd serve
					Service Break



Match Statistics

Estatísticas da partida

	KAWANO Shota MOROISHI Mitsuteru	JPN	1	4
W	ALCOTT Dylan DAVIDSON Heath	AUS	6	6
Match duration: 1h16min			30min	46min

Court 9

Chair Umpire: CINKO Adelka (CRO)

KAWANO S/MOROISHI M				ALCOTT D/DAVIDSON H				
1set	2set	3set	Total		1set	2set	3set	Total
0	1		1	Total aces	1	1		2
1	0		1	Double faults	0	3		3
0	0		0	Service winners	0	0		0
13/16	27/35		40/51	1st serve	16/28	22/29		38/57
(81%)	(77%)		(78%)	Aces on 1st serve	(57%)	(76%)		(67%)
0	1		1	Points won on 1st serve	10/16	10/22		20/38
5/13	14/27		19/40	2nd Serve	(63%)	(45%)		(53%)
(38%)	(52%)		(48%)	Aces on 2nd Serve	12/12	4/7		16/19
2/3	8/8		10/11	Points won on 2nd serve	(100%)	(57%)		(84%)
(67%)	(100%)		(91%)	Receiving points won	0	1		1
0	0		0	Break point conversions	8/12	4/7		12/19
1/3	2/8		3/11		(67%)	(57%)		(63%)
(33%)	(25%)		(27%)		10/16	19/35		29/51
10/28	15/29		25/57		(63%)	(54%)		(57%)
(36%)	(52%)		(44%)		2/2	3/6		5/8
0/0	2/2		2/2		(100%)	(50%)		(63%)
(0%)	(100%)		(100%)	Total winners	1	1		2
0	1		1	Forehand winners	0	0		0
0	0		0	Backhand winners	0	0		0
0	0		0	Forced errors	0	0		0
1	0		1	Unforced errors	0	3		3
16	31		47	Total points won	28	33		61

	1set					2set								
Kawano/Moroishi	0*	0	0*	0*	1	1*	0*	1*	2*	3*	4	4		
Alcott/Davidson	*1	2*	*3	4*	5*	5*	6	1*	2*	3*	4*	5*	5*	6

Note:

Total winners is the sum of total aces, service winners, forehand winners and backhand winners.

Legend:

W Winner

*

Server

Only chair umpire statistics recorded for this match.



Scorecard - Doubles

Cartão de resultados - duplas

	KAWANO Shota MOROISHI Mitsuteru	JPN	1	4
W	ALCOTT Dylan DAVIDSON Heath	AUS	6	6
Match duration: 1h16min			30min	46min

Court	Court 9	Scoring Rule	Normal 3 Set Match
Chair Umpire	CINKO Adelka (CRO)	Match Code	QD103
Started	17:34	Finished	18:51

1st Set

Game	Serving	SK	MM	DA	HD
Game 1	Dylan Alcott	0	1		
Game 2	Mitsuteru Moroishi	0	2		★
Game 3	Heath Davidson	0	3		
Game 4	Shota Kawano	0	4		★
Game 5	Dylan Alcott	0	5		
Game 6	Mitsuteru Moroishi	1	5		
Game 7	Heath Davidson	1	6		

2nd Set

Game	Serving	SK	MM	DA	HD
Game 1	Shota Kawano	0	1		★
Game 2	Dylan Alcott	0	2		
Game 3	Mitsuteru Moroishi	1	2		



Match Statistics

Estatísticas da partida

W	ALCOTT Dylan DAVIDSON Heath	AUS	6	6
	BURDEKIN Jamie LAPTHORNE Andy (2)	GBR	1	2
Match duration: 1h20min			36min	44min

Court 2

Chair Umpire: BAGDASAROV Alexander (UZB)

ALCOTT D/DAVIDSON H				BURDEKIN J/LAPTHORNE A (2)			
1set	2set	3set	Total	1set	2set	3set	Total
1	0		1	Total aces	1	1	2
1	1		2	Double faults	1	1	2
0	0		0	Service winners	0	0	0
19/26	15/21		34/47	1st serve	18/26	24/29	42/55
(73%)	(71%)		(72%)	Aces on 1st serve	(69%)	(83%)	(76%)
1	0		1	Points won on 1st serve	1	1	2
11/19	8/15		19/34	2nd Serve	6/18	8/24	14/42
(58%)	(53%)		(56%)	Aces on 2nd Serve	(33%)	(33%)	(33%)
6/7	5/6		11/13	Points won on 2nd serve	7/8	4/5	11/13
(86%)	(83%)		(85%)	Receiving points won	(88%)	(80%)	(85%)
0	0		0	Break point conversions	0	0	0
4/7	4/6		8/13	Total winners	4/8	1/5	5/13
(57%)	(67%)		(62%)	Forehand winners	(50%)	(20%)	(38%)
16/26	20/29		36/55	Backhand winners	11/26	9/21	20/47
(62%)	(69%)		(65%)	Forced errors	(42%)	(43%)	(43%)
3/10	4/8		7/18	Unforced errors	1/3	2/2	3/5
(30%)	(50%)		(39%)	Total points won	(33%)	(100%)	(60%)
11	8		19		4	5	9
4	7		11		3	1	4
6	1		7		0	3	3
7	4		11		0	3	3
10	9		19		20	21	41
31	32		63		21	18	39

	1set						2set								
Alcott/Davidson	*1	2	*2	3	*4	5	*6	1	*2	3	*3	4	*4	5	*6
Burdekin/Lapthorne (2)	0	*0	1	*1	1	*1	1	*0	0	*0	1	*1	2	*2	2

Note:

Total winners is the sum of total aces, service winners, forehand winners and backhand winners.

Legend:

W Winner * Server



Scorecard - Doubles

Cartão de resultados - duplas

W	ALCOTT Dylan DAVIDSON Heath	AUS	6	6
	BURDEKIN Jamie LAPTHORNE Andy (2)	GBR	1	2
Match duration: 1h20min			36min	44min

Court	Court 2	Scoring Rule	Normal 3 Set Match
Chair Umpire	BAGDASAROV Alexander (UZB)	Match Code	QD202
Started	18:15	Finished	19:35

1st Set

Game	Serving	DA/HD	JB/AL
Game 1	Dylan Alcott	1	0
Game 2	Andy Laphorne	2	0
Game 3	Heath Davidson	2	1
Game 4	Jamie Burdekin	3	1
Game 5	Dylan Alcott	4	1
Game 6	Andy Laphorne	5	1
Game 7	Heath Davidson	6	1

2nd Set

Game	Serving	DA/HD	JB/AL
Game 1	Jamie Burdekin	1	0
Game 2	Dylan Alcott	2	0
Game 3	Andy Laphorne	3	0



Scorecard - Doubles

Cartão de resultados - duplas

Game 4: Heath Davidson Serving

														DA/HD	JB/AL		
															3	1	
78	79	80	81	82	83												

Game 5: Jamie Burdekin Serving

														DA/HD	JB/AL		
															4	1	
84	85	86	87														

Game 6: Dylan Alcott Serving

														DA/HD	JB/AL		
															4	2	
88	89	90	91	92	93												

Game 7: Andy Laphorne Serving

														DA/HD	JB/AL		
															5	2	
94	95	96	97	98													

Game 8: Heath Davidson Serving

														DA/HD	JB/AL		
															6	2	
99	100	101	102														

Legend:							
W	Winner		Double fault		Point to receiver - 2nd serve		Point to server - 2nd serve
	Ace - 1st Server		Point to receiver - 1st serve		Point to server - 1st serve		Service Break



Match Statistics

Estatísticas da partida

W	TAYLOR Nick WAGNER David (1)	USA	6	6
	ERENLIB Itai WEINBERG Shraga	ISR	4	2
Match duration: 1h24min			45min	39min

Centre Court

Chair Umpire: GOKHALE Shreeram (IND)

TAYLOR N/WAGNER D (1)				ERENLIB I/WEINBERG S				
1set	2set	3set	Total		1set	2set	3set	Total
0	0		0	Total aces	0	0		0
2	0		2	Double faults	1	0		1
0	0		0	Service winners	0	0		0
23/28	27/30		50/58	1st serve	26/30	17/19		43/49
(82%)	(90%)		(86%)	Aces on 1st serve	(87%)	(89%)		(88%)
0	0		0	Points won on 1st serve	11/26	5/17		16/43
11/23	14/27		25/50	2nd Serve	(42%)	(29%)		(37%)
(48%)	(52%)		(50%)	Aces on 2nd Serve	3/4	2/2		5/6
3/5	3/3		6/8	Points won on 2nd serve	(75%)	(100%)		(83%)
(60%)	(100%)		(75%)	Receiving points won	0	0		0
0	0		0	Break point conversions	0/4	1/2		1/6
1/5	2/3		3/8		(0%)	(50%)		(17%)
(20%)	(67%)		(38%)		19/30	13/19		32/49
					(63%)	(68%)		(65%)
					4/9	3/3		7/12
					(44%)	(100%)		(58%)
10	15		25	Total winners	6	8		14
8	13		21	Forehand winners	4	5		9
2	2		4	Backhand winners	2	3		5
8	2		10	Forced errors	7	7		14
13	10		23	Unforced errors	14	7		21
31	29		60	Total points won	27	20		47

	1set						2set								
Taylor/Wagner (1)	1*	1	1*	2*	3	4*	5*	6	0*	1	2*	3*	4	5*	6
Erenlib/Weinberg	*0	1*	*2	3*	3*	3*	4*	4	*1	1*	1	2*	2*	2*	2

Note:
Total winners is the sum of total aces, service winners, forehand winners and backhand winners.

Legend:
W Winner * Server



Scorecard - Doubles

Cartão de resultados - duplas

W	TAYLOR Nick WAGNER David (1)	USA	6	6
	ERENLIB Itai WEINBERG Shraga	ISR	4	2
Match duration: 1h24min			45min	39min

Court	Centre Court	Scoring Rule	Normal 3 Set Match
Chair Umpire	GOKHALE Shreeram (IND)	Match Code	QD201
Started	20:19	Finished	21:43

1st Set

Game 1: Itai Erenlib Serving													NT/DW	IE/SW	☀
1	2	3	4	5									1	0	
Game 2: Nick Taylor Serving													NT/DW	IE/SW	☀
6	7	8	9										1	1	
Game 3: Shraga Weinberg Serving													NT/DW	IE/SW	
10	11	12	13	14	15								1	2	
Game 4: David Wagner Serving													NT/DW	IE/SW	☀
16	17	18	19	20	21								1	3	
Game 5: Itai Erenlib Serving													NT/DW	IE/SW	☀
22	23	24	25	26									2	3	
Game 6: Nick Taylor Serving													NT/DW	IE/SW	
27	28	29	30	31	32	33	34						3	3	
Game 7: Shraga Weinberg Serving													NT/DW	IE/SW	☀
35	36	37	38	39	40								4	3	
Game 8: David Wagner Serving													NT/DW	IE/SW	☀
41	42	43	44	45									4	4	
Game 9: Itai Erenlib Serving													NT/DW	IE/SW	☀
46	47	48	49	50	51	52	53						5	4	
Game 10: Nick Taylor Serving													NT/DW	IE/SW	
54	55	56	57	58									6	4	

2nd Set



Scorecard - Doubles
Cartão de resultados - duplas

Game 1: Shraga Weinberg Serving														NT/DW		IE/SW	
														0	1		
59	60	61	62	63													
Game 2: David Wagner Serving														NT/DW		IE/SW	
														1	1		
64	65	66	67	68	69	70	71										
Game 3: Itai Erenlib Serving														NT/DW		IE/SW	
														2	1		
72	73	74	75														
Game 4: Nick Taylor Serving														NT/DW		IE/SW	
														2	2		
76	77	78	79														
Game 5: Shraga Weinberg Serving														NT/DW		IE/SW	
														3	2		
80	81	82	83														
Game 6: David Wagner Serving														NT/DW		IE/SW	
														4	2		
84	85	86	87	88	89												
Game 7: Itai Erenlib Serving														NT/DW		IE/SW	
														5	2		
90	91	92	93	94	95												
Game 8: Nick Taylor Serving														NT/DW		IE/SW	
														6	2		
96	97	98	99	100	101	102	103	104	105	106	107						

Legend:								
	W	Winner		Double fault		Point to receiver - 2nd serve		Point to server - 2nd serve
		Point to receiver - 1st serve		Point to server - 1st serve				Service Break



Match Statistics

Estatísticas da partida

	ERENLIB Itai WEINBERG Shraga	ISR	6	4	6 (2)
W	BURDEKIN Jamie LAPTHORNE Andy (2)	GBR	3	6	7
Match duration: 4h25min			44min	110min	111min

Court 2

Chair Umpire: LEAK Robert (AUS)

ERENLIB I/WEINBERG S				BURDEKIN J/LAPTHORNE A (2)				
1set	2set	3set	Total		1set	2set	3set	Total
0	0	0	0	Total aces	2	0	2	4
2	5	0	7	Double faults	4	8	2	14
0	1	0	1	Service winners	0	1	0	1
21/26	36/50	35/43	92/119	1st serve	15/27	42/64	25/40	82/131
(81%)	(72%)	(81%)	(77%)	Aces on 1st serve	(56%)	(66%)	(63%)	(63%)
0	0	0	0	Points won on 1st serve	2	0	2	4
10/21	20/36	19/35	49/92	2nd Serve	5/15	23/42	17/25	45/82
(48%)	(56%)	(54%)	(53%)	Aces on 2nd Serve	(33%)	(55%)	(68%)	(55%)
3/5	9/14	8/8	20/27	Points won on 2nd serve	8/12	14/22	13/15	35/49
(60%)	(64%)	(100%)	(74%)	Receiving points won	(67%)	(64%)	(87%)	(71%)
0	0	0	0	Break point conversions	0	0	0	0
3/5	2/14	3/8	8/27	Total winners	4/12	8/22	6/15	18/49
(60%)	(14%)	(38%)	(30%)	Forehand winners	(33%)	(36%)	(40%)	(37%)
18/27	33/64	17/40	68/131	Backhand winners	13/26	28/50	21/43	62/119
(67%)	(52%)	(43%)	(52%)	Forced errors	(50%)	(56%)	(49%)	(52%)
4/5	3/12	2/5	9/22	Unforced errors	2/4	4/13	2/3	8/20
(80%)	(25%)	(40%)	(41%)	Total points won	(50%)	(31%)	(67%)	(40%)
7	7	11	25		11	9	14	34
3	3	5	11		6	5	10	21
4	3	6	13		3	3	2	8
1	8	7	16		1	5	8	14
9	42	20	71		23	43	20	86
31	55	39	125		22	59	44	125

	1set						2set						3set														
Erenlib/Weinberg	0*	1	2*	3*	4	5*	6	*0	1*	2*	3*	3*	4*	4	*0	1*	2*	2*	3*	3*	4*	4*	5*	5*	6	6(2)	
Burdekin/Lapthorne (2)	*1	1*	2*	2*	2*	3*	3	1*	1*	2*	2*	3*	4*	4*	5*	6	1*	1*	2*	2*	3*	3*	4*	4*	5*	6*	7

Note:

Total winners is the sum of total aces, service winners, forehand winners and backhand winners.

Legend:

W Winner * Server



Scorecard - Doubles
Cartão de resultados - duplas

	ERENLIB Itai WEINBERG Shraga	ISR	6	4	6 (2)
W	BURDEKIN Jamie LAPTHORNE Andy (2)	GBR	3	6	7
Match duration: 4h25min			44min	110min	111min

Court	Court 2	Scoring Rule	Normal 3 Set Match
Chair Umpire	LEAK Robert (AUS)	Match Code	QD302
Started	12:10	Finished	16:35

1st Set

Game	Serving	IE/SW	JB/AL
Game 1	Jamie Burdekin	0	1
Game 2	Itai Erenlib	1	1
Game 3	Andy Lapthorne	2	1
Game 4	Shraga Weinberg	2	2
Game 5	Jamie Burdekin	3	2
Game 6	Itai Erenlib	4	2
Game 7	Andy Lapthorne	5	2
Game 8	Shraga Weinberg	5	3
Game 9	Jamie Burdekin	6	3

2nd Set

Game	Serving	IE/SW	JB/AL
Game 1	Itai Erenlib	0	1



Scorecard - Doubles








Cartão de resultados - duplas

Game 5: Itai Erenlib Serving														IE/SW	JB/AL																																																																																																																																																																																																																																																																																																																																																																																																																																																																																																																																																																																																																																																																																																																																																																																																						



Scorecard - Doubles

Cartão de resultados - duplas

Legend:							
TB	Tie-break	W	Winner		Double fault		Point to receiver - 2nd serve
	Point to server - 2nd serve		Ace - 1st Server		Point to receiver - 1st serve		Point to server - 1st serve
	Service Break						



Match Statistics

Estatísticas da partida

	TAYLOR Nick WAGNER David (1)	USA	6	4	5
W	ALCOTT Dylan DAVIDSON Heath	AUS	4	6	7
Match duration: 2h44min			41min	59min	64min

Centre Court

Chair Umpire: LAKHDHAR Yassine (TUN)

TAYLOR N/WAGNER D (1)				ALCOTT D/DAVIDSON H				
1set	2set	3set	Total		1set	2set	3set	Total
0	0	0	0	Total aces	2	2	0	4
1	0	0	1	Double faults	2	6	3	11
0	0	0	0	Service winners	0	0	0	0
24/27	34/42	30/37	88/106	1st serve	17/28	22/36	18/31	57/95
(89%)	(81%)	(81%)	(83%)	Aces on 1st serve	(61%)	(61%)	(58%)	(60%)
0	0	0	0	Points won on 1st serve	2	2	0	4
16/24	15/34	14/30	45/88	2nd Serve	9/17	13/22	11/18	33/57
(67%)	(44%)	(47%)	(51%)	Aces on 2nd Serve	(53%)	(59%)	(61%)	(58%)
2/3	8/8	7/7	17/18	Points won on 2nd serve	9/11	8/14	10/13	27/38
(67%)	(100%)	(100%)	(94%)	Receiving points won	(82%)	(57%)	(77%)	(71%)
0	0	0	0	Break point conversions	0	0	0	0
1/3	4/8	4/7	9/18	Total winners	6/11	6/14	9/13	21/38
(33%)	(50%)	(57%)	(50%)	Forehand winners	(55%)	(43%)	(69%)	(55%)
13/28	17/36	11/31	41/95	Backhand winners	10/27	23/42	19/37	52/106
(46%)	(47%)	(35%)	(43%)	Forced errors	(37%)	(55%)	(51%)	(49%)
2/3	2/4	2/4	6/11	Unforced errors	1/2	3/7	3/3	7/12
(67%)	(50%)	(50%)	(55%)	Total points won	(50%)	(43%)	(100%)	(58%)
10	9	10	29					
6	8	9	23					
4	1	1	6					
3	9	4	16					
12	17	15	44					
30	36	29	95					

	1set						2set						3set																			
Taylor/Wagner (1)	1*	2	2*	3	4*	5	5*	5	6	0*	1	2*	3	4*	4	4*	4	4*	4	1	2	3*	3	3*	3	4	4*	5	5*	5	5	
Alcott/Davidson	*0	0	*1	1	*1	1	*2	3	*4	4	*1	1	*1	1	*1	2	*3	4	*5	6	*0	0	*0	1	*2	3	*4	4	*5	5	*6	7

Note:
Total winners is the sum of total aces, service winners, forehand winners and backhand winners.

Legend:
W Winner * Server




Scorecard - Doubles
Cartão de resultados - duplas

	TAYLOR Nick WAGNER David (1)	USA	6	4	5
W	ALCOTT Dylan DAVIDSON Heath	AUS	4	6	7
Match duration: 2h44min			41min	59min	64min

Court	Centre Court	Scoring Rule	Normal 3 Set Match
Chair Umpire	LAKHDHAR Yassine (TUN)	Match Code	QD301
Started	19:20	Finished	22:04


1st Set

Game 1: Dylan Alcott Serving NT/DW DA/HD **1 0** 

Game 2: Nick Taylor Serving NT/DW DA/HD **2 0**


Game 3: Heath Davidson Serving NT/DW DA/HD **2 1**

Game 4: David Wagner Serving NT/DW DA/HD **3 1**

Game 5: Dylan Alcott Serving NT/DW DA/HD **4 1** 

Game 6: Nick Taylor Serving NT/DW DA/HD **5 1**

Game 7: Heath Davidson Serving NT/DW DA/HD **5 2**

Game 8: David Wagner Serving NT/DW DA/HD **5 3** 

Game 9: Dylan Alcott Serving NT/DW DA/HD **5 4**

Game 10: Nick Taylor Serving NT/DW DA/HD **6 4**

2nd Set



Scorecard - Doubles








Cartão de resultados - duplas

Game	Serving	Score	NT/DW	DA/HD	Notes
Game 1	Dylan Alcott	0-1	0	1	
Game 2	David Wagner	1-1	1	1	
Game 3	Heath Davidson	2-1	2	1	🌟
Game 4	Nick Taylor	3-1	3	1	
Game 5	Dylan Alcott	4-1	4	1	🌟
Game 6	David Wagner	4-2	4	2	🌟
Game 7	Heath Davidson	4-3	4	3	
Game 8	Nick Taylor	4-4	4	4	🌟
Game 9	Dylan Alcott	4-5	4	5	
Game 10	David Wagner	4-6	4	6	🌟
3rd Set					
Game 1	Dylan Alcott	1-0	1	0	🌟
Game 2	Nick Taylor	2-0	2	0	
Game 3	Heath Davidson	3-0	3	0	🌟
Game 4	David Wagner	3-1	3	1	🌟



Scorecard - Doubles
Cartão de resultados - duplas

Game	Serving	NT/DW	DA/HD
Game 5	Dylan Alcott	3	2
Game 6	Nick Taylor	3	3
Game 7	Heath Davidson	3	4
Game 8	David Wagner	4	4
Game 9	Dylan Alcott	4	5
Game 10	Nick Taylor	5	5
Game 11	Heath Davidson	5	6
Game 12	David Wagner	5	7

Legend:	W Winner	 Double fault	 Point to receiver - 2nd serve	 Point to server - 2nd serve
	 Ace - 1st Server	 Point to receiver - 1st serve	 Point to server - 1st serve	 Service Break